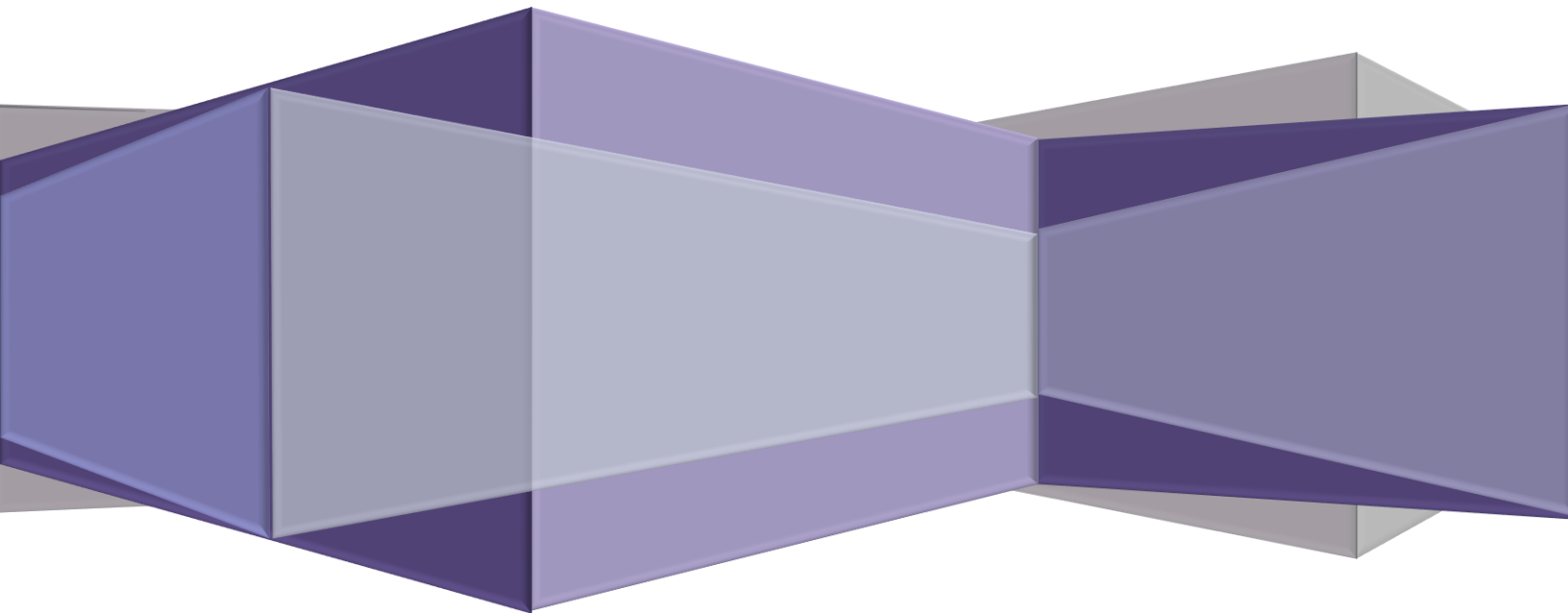


Attachment 1

Stationary and Area Source Control Measure Analyses

2016 Moderate Area Plan for the 2012 PM_{2.5} Standard



This page intentionally blank.

Appendix C

BACM and MSM for Stationary and Area Sources

2015 Plan for the 1997 PM_{2.5} Standard
SJVUAPCD

This page intentionally blank.

Appendix C: BACM and MSM for Stationary and Area Sources

C.i Introduction

The San Joaquin Valley (Valley) faces significant challenges in meeting National Ambient Air Quality Standards (NAAQS). The San Joaquin Valley Air Pollution Control District (District) has demonstrated leadership in developing and implementing groundbreaking regulatory strategies to reduce emissions. Tough and innovative rules, such as those for indirect source review, residential wood burning, glass manufacturing, and agricultural burning, have set benchmarks for California and the nation.

Multiple regulatory control measures have been adopted under the District's air quality attainment plans that reduce particulate matter (PM) that is 2.5 microns or less in diameter (PM_{2.5}), including but not limited to commitments made in the *2007 Ozone Plan*, *2008 PM_{2.5} Plan*, *2012 PM_{2.5} Plan*, and *2013 Plan for the Revoked 1-Hour Ozone Standard*. All of these commitments serve as control measures that will reduce emissions under the *2015 Plan for the 1997 PM_{2.5} Standard (2015 PM_{2.5} Plan)*. Under the U.S. Environmental Protection Agency (EPA) policy, there is a preference for reliance on control measures that have already been adopted. The *2015 PM_{2.5} Plan* regulatory control measures that have already been adopted include both stationary and area source control measures, as well as California Air Resources Board (ARB) rules for mobile sources.

Table C-1 below identifies the control measures that the District has already adopted and that are contributing to attainment of the 1997 PM_{2.5} standard. These adopted District rules are achieving new emissions reductions after 2012, the base year for this plan. Even pre-2012 emissions reductions are contributing, and will continue to contribute, to the Valley's progress toward clean air.

Table C-1 District Regulations Contributing to Attainment of PM_{2.5} NAAQS

Rule #	Adopted District Rule	Last Adoption/ Amendment Date
4307	Boilers, Steam Generators, and Process Heaters—2.0 MMBtu/hr to 5.0 MMBtu/hr	5/19/11
4308	Boilers, Steam Generators, and Process Heaters—0.075 MMBtu/hr to less than 2.0 MMBtu/hr	11/14/13
4311	Flares	6/18/09
4320	Advanced Emission Reduction Options for Boilers, Steam Generators, and Process Heaters Greater than 5.0 MMBtu/hr	10/16/08
4354	Glass Melting Furnaces	5/19/11
4702	Internal Combustion Engines	8/18/11
4703	Stationary Gas Turbines	9/20/07
4901	Wood Burning Fireplaces and Wood Burning Heaters	9/18/14
4902	Residential Water Heaters	3/19/09
4905	Natural Gas-Fired, Fan-Type Central Furnaces	1/22/15
9310	School Bus Fleets	9/21/06
9410	Employer-based Trip Reduction	12/17/09

One of the requirements for a Serious nonattainment area plan under Subpart 4 is to demonstrate that the plan includes the best available control measures (BACM) that can be feasibly and cost effectively implemented. EPA defines BACM as being more stringent than reasonably available control measures (RACM), but less stringent than the lowest achievable emission rate (LAER), which does not take into consideration the cost effectiveness of implementing a particular control measure.¹

As a Serious nonattainment area, the Valley would have until December 31, 2015 to attain the 1997 PM_{2.5} standard. As demonstrated in Chapter 2 and Appendix A, the Valley will not attain the 1997 PM_{2.5} standard by the attainment date and is therefore requesting an extension of the attainment date. Under Subpart 4, EPA may grant one extension of the attainment date of up to five years for a Serious nonattainment area provided the attainment plan for that area satisfies several federal requirements, including the most stringent measures (MSM) that are included in the implementation plan of any State or are achieved in practice in any State, and can feasibly be implemented in the area. EPA defines MSM as the, “maximum degree of emission reduction that has been required or achieved from a source or source category in other SIPs or in practice in other states and can be feasibly implemented in the area.”² This appendix demonstrates that the control measures in this *2015 PM_{2.5} Plan* satisfy both BACM and MSM requirements.

The analysis in this appendix consists of a literature review and evaluation of emission reduction opportunities for a variety of stationary and area source categories. District staff in multiple departments with expertise in these various sectors contributed to this effort. The evaluations in this appendix capture relevant background information, examine potential emission reduction opportunities for technological and economic feasibility, and make recommendations for appropriate District actions moving forward. This appendix reflects the comprehensive evaluation performed by the District to examine the Valley’s various emissions sources and identify any potential BACM or MSM for inclusion in this plan.

C.ii BACM/MSM Evaluation Process

As discussed in detail in Chapter 5, the District must demonstrate that its rules meet both BACM and MSM requirements.

The Maricopa County PM₁₀ nonattainment area is the only other area in the nation that has conducted a BACM and MSM analysis. Within the technical support document (TSD) for the Maricopa County Serious Area Nonattainment Plan,³ EPA defined the process for determining BACM and MSM. EPA noted that MSM follows the same process for determining BACM, but with one additional step to compare the potential MSM against the measures already adopted in the area to determine if the existing

¹ EPA. 1994 Addendum to the General Preamble, p. 10.

² EPA. Technical Support Document for Maricopa County PM₁₀ Nonattainment Area. 2001, p. 237.

³ EPA. Technical Support Document (Notice of Proposed Rulemaking on the Serious Area PM-10 State Implementation Plan for the Maricopa County PM-10 Nonattainment Area Provisions for Attaining the 24-Hour Standard and Contingency Measures). (2001, September 14).

measures are most stringent. Because this is the only EPA guidance available for a Serious Nonattainment area under Subpart 4 (to evaluate BACM and MSM) at the time of the development of this *2015 PM_{2.5} Plan*, the District will follow this process as summarized below:

1. Develop a detailed emissions inventory of PM_{2.5} sources and source categories (Appendix B).
2. Model to evaluate the impact of various source categories on PM_{2.5} concentrations over the NAAQS to determine which sources are significant and which sources are de minimis (less than significant) for the purposes of adopting BACM and MSM⁴ (Chapter 5).
 - a. ARB relative response factor (RRF) results demonstrate that the significance levels for PM_{2.5}, oxides of nitrogen (NO_x), and oxides of sulfur (SO_x) are as follows (see *Chapter 5 for the full calculations*):
 - i. PM_{2.5}: 1.4 tons per day (tpd) for combustion, 4.0 tpd for dust
 - ii. NO_x: 13.1 tpd
 - iii. SO_x: 1.0 tpd
 - b. To determine if a particular source category is significant for the purposes of adopting BACM and MSM, the 2012 baseline emissions inventory for each source category was compared to the significance thresholds above.
3. Identify potential BACM and MSM in other implementation plans or used in practice in other states for each significant source category, and for each measure evaluate the technological and economic feasibility for the area, as necessary (Appendix C).
4. Compare potential BACM/MSM for each significant source category against the control measures, if any, already adopted for that source category (Appendix C).
5. Provide for the adoption of any BACM/MSM that is more stringent than existing similar local measures and provide for implementation as expeditiously as practicable or, in lieu of adoption, provide a reasoned justification for rejecting the potential MSM, i.e., why such measures cannot be feasibly implemented in the area (Appendix C).

Using the BACM/MSM process summarized above, emission control requirements for stationary and area source categories are evaluated to determine if they satisfy both BACM and MSM requirements or if there are any potential technologies or practices

⁴ EPA stated in the Maricopa County TSD that more source categories should be subject to the MSM analysis than those subject to a BACM analysis by lowering the threshold for what is considered a de minimis source category. What constitutes a de minimis source category for BACM is dependent upon the specific facts of the nonattainment problem under consideration. EPA states that one means of determining an appropriate de minimis level is to determine if applying MSM to the proposed de minimis source categories would meaningfully expedite attainment. If it did, then the established de minimis level is too high, and if it did not, then the de minimis level is appropriate.

that could further reduce PM_{2.5} and precursor emissions and prove to be technologically and economically feasible for sources in the Valley.

C.iii Appendix C Organization and Evaluation

Each control measure evaluation includes a discussion of the rule applicability and rule adoption/amendment history; an overview of the source category and affected sources; an emissions inventory table for the source category; a regulatory evaluation; a technological feasibility and cost effectiveness analysis of any other potential BACM/MSM; and a summary of the evaluation findings. The sections below elaborate in more detail with respect to the information included within each individual rule evaluation.

Discussion

This section provides an overview of rule applicability, identifies what types of emissions the rule controls, provides the rule adoption/amendment history, and discusses additional pertinent details, as necessary. This section is not included for the source categories where there is no current District prohibitory rule.

Source Category

This section discusses what types of units, industries, or operations are included in the respective source category.

Emissions Inventory

Each emissions inventory table lists the annual average and wintertime average (November through April) PM_{2.5}, NO_x, and SO_x emissions for the respective source category for the years 2012 through 2020. The data provided in this section is a compilation of the data sources identified in the emission inventory appendix. See Appendix B (Emission Inventory) for additional information.

This section also includes a significance discussion, which compares the emissions from the respective source category to the applicable significance/de minimis thresholds developed by ARB, as shown in Chapter 5 of the plan.

Regulatory Evaluation

As part of the regulatory evaluation, District rules and source categories are compared to federal and state air quality regulations and standards, and the regulations and standards in other air districts. The following regulations and guidelines are referenced in the comparisons:

- **Federal Regulations** – Federal regulations include the following regulations and guidance documents:
 - Control Techniques Guidelines (CTG)⁵
 - Alternative Control Techniques (ACT)⁶

⁵ EPA. Control Techniques Guidelines. Retrieved from <http://www.epa.gov/groundlevelozone/SIPToolkit/ctgs.html>

⁶ EPA. Alternative Control Techniques. Retrieved from <http://www.epa.gov/groundlevelozone/SIPToolkit/ctgs.html>

- New Source Performance Standards (NSPS)⁷
- National Emission Standards for Hazardous Air Pollutants (NESHAP)⁸
- Maximum Achievable Control Technology (MACT)⁹
- **State Regulations** – Generally, state regulations are specific to mobile sources and consumer products. However, there are some California Health and Safety Code (CH&SC) requirements and ARB Airborne Toxic Control Measures (ATCM)¹⁰ that apply to stationary and area sources. While most of the rules evaluated in this *2015 PM2.5 Plan* do not have a state regulation associated with their source category, any relevant state guidelines are evaluated within this section.
- **Other Air Districts' Rules** – As agreed to by EPA for the *2009 RACT SIP*, the rules were also compared to analogous regulations adopted by California's most progressive air districts. Control strategies and measures in other air districts and agencies include, but are not limited to the following air districts:
 - South Coast Air Quality Management District (SCAQMD)¹¹
 - Bay Area Air Quality Management District (BAAQMD)¹²
 - Sacramento Metropolitan Air Quality Management District (SMAQMD)¹³
 - Ventura County Air Pollution Control District (VCAPCD)¹⁴

All potential BACM/MSM identified through this regulatory evaluation were then thoroughly evaluated using the following key factors, defined by EPA in the Maricopa County TSD, to determine if potential opportunities qualify as BACM/MSM for the Valley:

- **Technological feasibility**¹⁵ – This analysis determines if the new control can be integrated with the existing controls without reducing or delaying the emission reductions from the existing control. If it cannot, then it would not be considered

⁷ EPA. 40 CFR 60 – Standards of Performance for New Stationary Sources (NSPS). Retrieved from <http://www.tceq.state.tx.us/permitting/air/rules/federal/60/60hmpg.html>

⁸ EPA. 40 CFR 61 – National Emission Standards for Hazardous Air Pollutants (NESHAPs). Retrieved from <http://www.tceq.state.tx.us/permitting/air/rules/federal/61/61hmpg.html>

⁹ EPA. 40 CFR 63 – Maximum Achievable Control Technology (MACT). Retrieved from <http://www.tceq.state.tx.us/permitting/air/rules/federal/63/63hmpg.html>

¹⁰ California Air Resources Board (ARB). Airborne Toxic Control Measures (ATCMs). Retrieved from <http://www.arb.ca.gov/toxics/atcm/atcm.htm>

¹¹ South Coast Air Quality Management District (SCAQMD). Rules and Regulations. Retrieved from <http://www.aqmd.gov/home/regulations/rules/scaqmd-rule-book/table-of-contents>

¹² Bay Area Air Quality Management District (BAAQMD). Rules and Regulations. Retrieved from <http://www.baaqmd.gov/Divisions/Planning-and-Research/Rules-and-Regulations.aspx>

¹³ Sacramento Metropolitan Air Quality Management District (SMAQMD). Rules and Regulations. Retrieved from <http://www.airquality.org/rules/>

¹⁴ Ventura County Air Pollution Control District (VCAPCD). Rules and Regulation. Retrieved from <http://www.vcapcd.org/Rulebook/RuleIndex.htm>

¹⁵ EPA. (2001, June 22). *Technical Support Document for Maricopa County PM10 Nonattainment Area*, p. 34. Retrieved from <http://www.epa.gov/region9/air/phoenixpm/pdf/tsd.pdf>.

to be technologically feasible for the area unless the emission benefit of the new measure is substantially greater than the existing measure.

- **Economic feasibility**¹⁶ – If the potential control is determined to be technologically feasible, it is then evaluated for economic feasibility. The District has evaluated the economic feasibility of various control measures by conducting cost effectiveness analyses within this appendix. A cost effectiveness analysis examines the added cost, in dollars per year, of the control technology or technique, divided by the emissions reductions achieved, in tons per year. EPA cautions that the threshold for economic feasibility should be addressed on a case-by-case basis.

Additional Emission Reduction Opportunities

The District reviewed the following areas to identify any additional potential BACM/MSM, exclusive of potential BACM/MSM evaluated in the Regulatory Evaluation section:

- Any emission reduction opportunities identified/considered in previously adopted District plans that were determined to be beyond reasonably available control technology (RACT) at that time.
- New emission reduction opportunities adopted in California SIPs, SIPs in other states, or achieved in practice in other areas.

All potential BACM/MSM identified were then thoroughly evaluated for technological and economic feasibility, as previously defined. The District reviewed staff reports and studies from other air districts, EPA technical guidance documents, and applicable study data from the scientific community to assist in evaluating the technological and economic feasibility of potential BACM/MSM.

Evaluation Findings

This section provides a summary of the District's findings based on the control measure evaluation.

¹⁶ EPA. (2001, June 22). *Technical Support Document for Maricopa County PM10 Nonattainment Area*, p. 34. Retrieved from <http://www.epa.gov/region9/air/phoenixpm/pdf/tsd.pdf>.

C.iv Ammonia Regulations

Under Subpart 4 of the federal Clean Air Act (CAA), regions are required to address ammonia as a precursor in BACM/MSM analyses unless EPA determines that ammonia sources do not contribute significantly to PM concentrations. As demonstrated in Appendix A, ammonia emissions controls are not effective in significantly reducing ambient PM_{2.5} concentrations and do not contribute to the Valley's PM_{2.5} attainment. As such, the District is not required to evaluate its ammonia regulations as part of the BACM/MSM analysis for this *2015 PM_{2.5} Plan*.

Nevertheless, the District has implemented the most stringent controls feasible for local sources of ammonia and the Valley's ammonia emissions have been significantly reduced through stringent District regulations which include the following:

- Rule 4570 (Confined Animal Facilities)
- Rule 4566 (Organic Material Composting)
- Rule 4565 (Biosolids, Animal Manure, and Poultry Litter Operations)

Even though the District is not required to evaluate ammonia as part of this plan, Section C.41 (Ammonia Controls) includes a full analysis for the above sources and demonstrates that existing requirements meet or exceed BACM and MSM levels of control. Therefore, even if ammonia was a significant precursor to PM_{2.5} concentrations in the Valley (which they are not), there are no current opportunities for additional ammonia emission reductions.

C.1 RULE 4103 OPEN BURNING

Discussion

The provisions of Rule 4103 apply to open burning conducted in the Valley, with the exception of prescribed burning and hazard reduction burning, as defined in Rule 4106 (Prescribed Burning and Hazard Reduction Burning). The purpose of Rule 4103 is to permit, regulate, and coordinate the use of open burning while minimizing smoke impacts on the public.

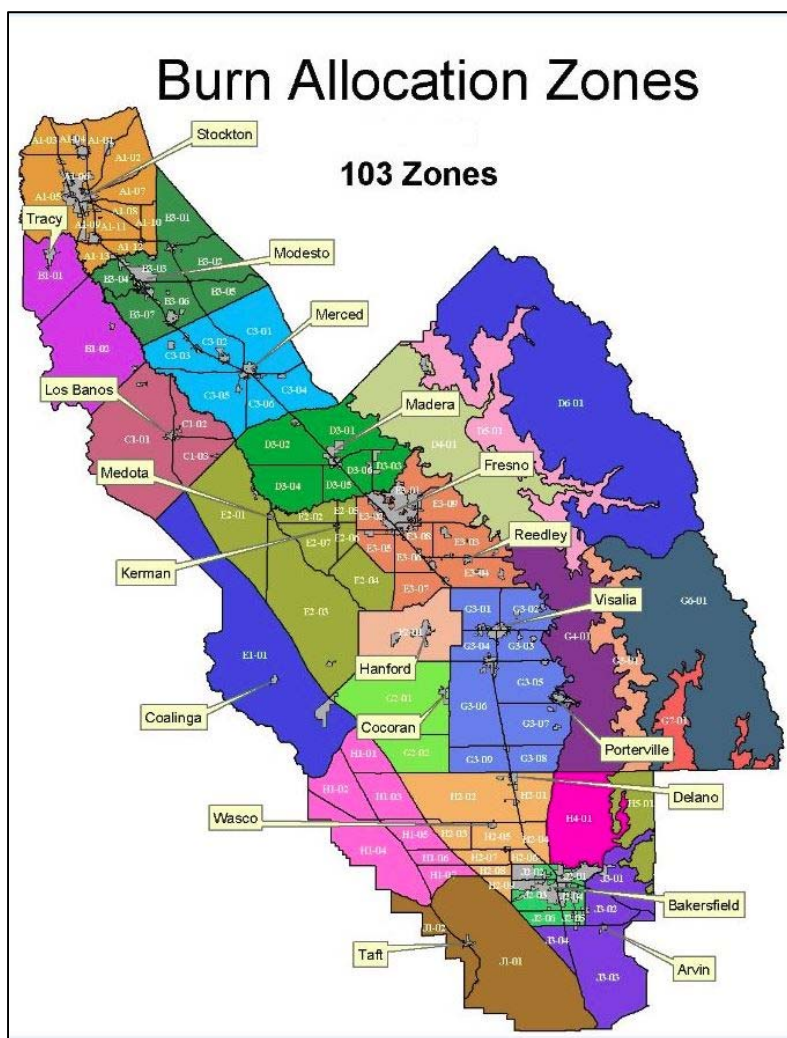
Rule 4103 was originally adopted on June 18, 1992 and it has been amended several times to incorporate state law requirements. In 2003, California Senate Bill (SB) 705 (CH&SC Section (§) 41855.5 and 41855.6) established a schedule for specific types of agricultural material to no longer be openly burned in the field, but provided for a postponement of the phase-out where justified by technical and economic impediments. The air quality impacts from open burning in the Valley are of significant concern for the District and Valley growers; as such, Valley growers have reduced open burning through the use of sustainable agricultural practices. Those practices have contributed to a significant reduction in PM emissions since 1992.

The historical cultural practice for disposing of agricultural materials, such as prunings and orchard removals, is to burn the materials. Burning agricultural materials provided an economically feasible method for the timely disposal of these materials, helped prevent the spread of plant diseases, and controlled weeds and pests. As part of implementing SB 705 and enhancing the effectiveness of the District's burn reduction efforts, in 2004 the District established the Smoke Management System (SMS), a more refined method of authorizing or prohibiting individual burns, based on modeled smoke impacts. Rule 4103 and the District's SMS have reduced the total acreage of agricultural materials burned in the Valley to date by more than 80% since 2002.

Smoke Management System

The District uses the SMS to manage the Valley's remaining open burning of agricultural crops and materials. The District's air quality forecasters incorporate projected meteorological information and air quality statistical modeling to determine the amount and location of agricultural burning that can be allowed without resulting in ambient air pollutant concentrations that exceed federal health-based standards. Through the results of this daily analysis, the SMS allows the District to manage 103 burn zones in the Valley through allocating daily burning allowances in each zone based on local meteorology, the air quality conditions, the atmospheric holding capacity, the amount of burning already approved in a given area, and the potential impacts on downwind populations (see Figure C-1). This approach allows the District to better distribute air pollutant emissions from open burning temporally and spatially, providing flexibility of burn days for growers while minimizing the impact on the public.

Figure C-1 Agricultural Burn Zones Defined in the District SMS



Properly managed burning allocations under the existing District SMS ensures that air quality and health impacts of open burning of agricultural materials, prescribed burning, and hazard reduction burning are minimized to the fullest extent feasible. Under the SMS, emissions within a zone are limited to levels below the exceedance threshold of any applicable federal ambient air quality standard and burns are not allowed in zones on days when exceedances of the federal standards are projected to occur in that zone. Additionally, zones directly adjacent to an area where open burning is restricted are also allocated zero emissions in an effort to reduce pollutant transport into an area with already elevated pollutant concentrations.

During the wood-burning season from November through February, the District implements even tighter open burning restrictions based on the daily residential wood-burning declarations issued for the Check Before You Burn program. With the recent amendment of Rule 4901, residential wood-burning with unregistered devices is no longer allowed when an area's forecasted PM_{2.5} concentration is expected to be greater than or equal to 20 µg/m³. This threshold is now lower compared to past years

when it was set at $30 \mu\text{g}/\text{m}^3$. To be consistent with the residential wood-burning declaration, an area's burn zones in SMS are allocated zero emissions when residential wood-burning is prohibited in that area. Following similar procedures discussed above, zones directly adjacent to an area where residential wood-burning is restricted are also allocated zero emissions. Under this policy, agricultural burning is placed under tighter control during the winter season and burning is only allowed when air quality is expected to be below $20 \mu\text{g}/\text{m}^3$, when meteorological conditions are projected to be conducive for pollutant dispersion, which is well below the current federal 24-hour average PM_{2.5} standard of $35 \mu\text{g}/\text{m}^3$.

Under the SMS, individuals who need to burn their agricultural waste first submit their permit request to the District, which includes information regarding the material that needs to be burned and the location of the burn project (see attachment for sample burn permit). If there are positive air quality and atmospheric dispersion conditions, the District allocates a certain amount of emissions to the applicable burn allocation zone. The SMS will then automatically call the specified contact's phone number to notify them that burn allocation is available in their zone for their project. Through the phone system, the individual can then either notify SMS that they will proceed with their burn or hold off until another time.

Through this process, SMS is able to automatically manage and notify a large number of stakeholders in the agricultural community on whether they can proceed with their burn project. If there are more requests for burning than there are emissions allocated in the system for a day, those individuals will be placed on a waiting list and given priority when another burn window opens.

As agricultural burning projects are occurring across the Valley, District air quality enforcement staff inspect the region to observe permitted agricultural burns to ensure their practices conform to District regulations. In addition, on days when agricultural burning is not permitted, enforcement staff inspect the region to ensure that unpermitted agricultural burning is not occurring and to issue notices of violation (NOVs), as needed.

The continued issuance of burn permits for certain crop categories is not expected to cause or substantially contribute to a violation of an applicable federal ambient air quality standard because the District follows its SMS procedures.

Emissions Inventory

Pollutant	2012	2013	2014	2015	2016	2017	2018	2019	2020
<i>Annual Average - Tons per day</i>									
PM2.5	2.27	2.27	2.26	2.26	2.25	2.25	2.24	2.24	2.23
NOx	1.61	1.60	1.60	1.59	1.59	1.59	1.58	1.58	1.57
SOx	0.05	0.05	0.05	0.05	0.05	0.05	0.05	0.05	0.05
<i>Winter Average - Tons per day</i>									
PM2.5	3.47	3.46	3.46	3.45	3.44	3.43	3.43	3.42	3.41
NOx	2.44	2.44	2.43	2.42	2.42	2.41	2.41	2.40	2.39
SOx	0.07	0.07	0.07	0.07	0.07	0.07	0.07	0.07	0.07

As previously stated, the emissions from this source category continue to decline and contribute 5.2% of average winter NOx and 5.6% of average winter PM2.5 emitted from stationary and area sources in the 2014 emission inventory. District regulatory efforts have fostered significant reductions in emissions from this source category.

As detailed in Chapter 5, the significance threshold for source categories for the purpose of evaluating the application of BACM and MSM requirements is 1.4 tons per day (tpd) for PM2.5 combustion emissions, 13.1 tpd for NOx, and 1.0 tpd for SOx. As identified in the above table, emissions from open burning are lower than the NOx and SOx BACM/MSM significance thresholds. Therefore, the Clean Air Act does not require a NOx and SOx control measure evaluation for this source category for the purpose of satisfying BACM/MSM requirements; however, the District has still conducted a full control measure evaluation for Rule 4103.

How does District Rule 4103 compare to federal and state rules and regulations?**Federal Regulations**

There are no EPA CTG, ACT, NSPS, NESHAP, or MACT requirements for this source category.

State Regulations

The following state regulation applies to sources covered under Rule 4103:

- CH&SC §41850-41866 (Agricultural Burning)

The District has continued to work closely with the stakeholders to identify economically feasible alternatives to open burning of various agricultural materials and to meet its legal obligation under the CH&SC. To fulfill the state law requirements, the District has implemented the requirements for most crop categories identified in CH&SC §41855.5. In addition to those requirements, the state law authorizes the District to postpone the burn prohibition dates for specific types of agricultural material if the District makes three specific determinations and the Air Resources Board (ARB) concurs. The determinations are: (1) there are no economically feasible alternatives to open burning for that type of material; (2) open burning for that type of material will not cause or

substantially contribute to a violation of an air quality standard; and (3) there is no long-term federal or state funding commitment for the continued operation of biomass facilities in the Valley or the development of alternatives to burning.

The District amended Rule 4103 in April 2010 to incorporate CH&SC requirements and committed the District to review its determinations for any postponed crops and materials at least once every five years. In 2010, the District also evaluated each crop category identified in CH&SC §41855.5 to determine any technologically and economically feasible alternatives to open burning. After working extensively with stakeholders to understand viable alternatives to open burning and the associated costs, the District provided recommendations for allowing or prohibiting the open burning of agricultural material categories in the District's *2010 Final Staff Report and Recommendations on Agricultural Burning*. ARB concurred with the District's determinations and recommendations; however, ARB made a one-time request that the District re-visit the 2010 findings after two years to determine if additional reductions in open burning were feasible.

The District revisited its 2010 analysis in 2012 and submitted those findings to ARB. The 2012 Report showed that in the two years since the 2010 Report, there had been no significant changes in the economic feasibility of various alternatives to agricultural burning. The amount of agricultural materials accepted at biomass facilities continued to fluctuate based on market conditions and there were no long-term federal or state funding commitments for the operation of biomass facilities or development of alternatives to burning. EPA finalized approval for Rule 4103 on January 4, 2012 and deemed this rule as at least meeting RACT requirements.¹⁷ The District most recently reevaluated the availability of alternatives to open burning in the *2014 Reasonably Available Control Technology Demonstration for the 8-Hour Ozone State Implementation Plan (2014 RACT SIP)*. The District is committed to review its determinations for any postponed crops and materials by December of 2015.

Current Status of Biomass Facilities

Biomass power plants in the Valley will generally accept agricultural, forestry, construction, and urban residues. The power plants burn the material in combustors to produce steam and the steam is then used to spin turbines to generate electricity.

Biomass power plants do not universally accept all agricultural material due to concerns that some materials may harm power plant machinery. Several issues have been noted concerning the types of material, such as citrus chips, that can be burned by the biomass power plants and the amount of agricultural materials that is accepted at the plants at any given time.

Using the orchard removal materials for fuel at the biomass power plant is currently the most viable and cost effective alternative to open burning for growers due to available

¹⁷ Revisions to the California State Implementation Plan, San Joaquin Valley Unified Air Pollution Control District, 75 Fed. Reg. 2, pp 214-217 (2012, January 4). (to be codified at 40 CFR Part 52)

tax credits for biomass facilities and required agricultural offsets for some biomass power plants. However, the ability to meet the needs of the agricultural industry in a timely and cost effective fashion is a critical factor in any action taken by the District to address the biomass industry's long-term viability as an alternative to open burning. Farmers need certainty and timely removal of material so that they do not miss planting seasons. In the past, lack of coordination and available storage for biomass fuels has led to uncertainty as to when material would be removed from the field. This has been a major concern of the agriculture industry. If the process is not optimized, it can quickly result in a system that does not meet agriculture's needs.

In addition, the reliance on biomass fuel as a primary alternative to open burning is somewhat uncertain since there are no long-term federal or state funding commitments for biomass facilities in the Valley. In fact, the biomass industry has indicated that given current energy policy in California there is concern that biomass power facilities are in jeopardy. Many biomass plants in the Valley are nearing the end of their long-term contracts with utilities and find themselves in a position where the power that they provide is not the type of power that utilities are seeking (base load vs. intermittent) and that the prices being offered for new contracts are too low to support their operations.

Two biomass power plants serving the Valley have shut down due to their inability to secure contracts with utilities at rates that are sufficient to sustain their operations. Greenleaf Power that operates the Tracy Biomass Plant, located in Tracy, reported that they shut down on October 31, 2014 and the Covanta facility located in Mendota was shut down in January 2015. Initially, another Covanta facility in Delano had indicated that they were likely to shut down, but is now reporting that they were able to secure a one-year extension on their current utility contract at the same rate that enables them to continue to operate.

Staff has convened a number of productive meetings with agricultural stakeholders and representatives of the biomass industry in order to more fully understand the issues faced by the industry and develop a common vision of the future of biomass power amongst the stakeholders in the Valley. The meetings have been helpful in forging a better working relationship between agriculture representatives and biomass power producers and developing consensus on short-term and long-term solutions.

The District and representatives from agriculture and biomass industries are working to develop and pursue specific actions with the legislative branch, utilities, Public Utility Commission, CalRecycle, and other government agencies to help level the playing field and allow the biomass industry to fairly compete.

In June 2014, the District's Governing Board adopted positions on two pieces of legislation that impact the biomass industry. The District adopted a position in support of AB 2363 (Dahle), which was sponsored by the biomass industry, and would make biomass plants more competitive by fully accounting for the costs associated with intermittent sources of renewable power (solar and wind) when comparing them to other sources of power. AB 2363 was signed by the Governor and will begin to help level the renewable energy playing field. The District also took a position in opposition to SB

1139 (Hueso) that would have given preferential treatment to new geothermal power plants by requiring that utilities purchase specified amounts of new geothermal power. Ultimately, AB 1139 was not passed by the legislature.

The District is also working with the stakeholders, including the Federal Department of Energy, California Energy Commission, and other partner agencies, to pursue clean alternatives to biomass power production for agricultural waste disposal.

How does District Rule 4103 compare to rules in other air districts?

BAAQMD

- Regulation 5 (Open Burning)

The District evaluated the requirements contained within BAAQMD's Regulation 5 and found no requirements that were more stringent than those already in Rule 4103. BAAQMD Regulation 5 was amended on June 19, 2013 to add new fee requirements. The amendments did not implement any requirements more stringent than the current requirements in District Rule 4103.

SMAQMD

- Rule 407 (Open Burning)

The District evaluated the requirements contained within SMAQMD's Rule 407 and found no requirements that were more stringent than those already in Rule 4103.

VCAPCD

- Rule 56 (Open Burning)

The District evaluated the requirements contained within VCAPCD's Rule 56 and found no requirements that were more stringent than those already in Rule 4103.

SCAQMD

- Rule 444 (Open Burning)

The District evaluated the requirements contained within SCAQMD's Rule 444 and found no requirements that were more stringent than those already in Rule 4103. SCAQMD Rule 444 was amended on July 12, 2013 to include beach burning in the rule applicability. The amendments apply to sources that do not exist within District's boundaries. Rule 444 also restricts burning on residential wood combustion curtailment days. As discussed in detail above, this is a practice that has already been implemented within the District. District Rule 4103 is still as stringent as SCAQMD Rule 444.

Evaluation Findings


The District has evaluated all potential control technologies and all control technologies achieved in practice in another area or included in another state implementation plan. As demonstrated above, Rule 4103 currently has in place the most stringent measures

feasible to implement in the Valley and therefore meets or exceeds both BACM and MSM requirements for this source category. Therefore, there are no recommendations for additional regulatory actions for Rule 4103.

The District carefully manages agricultural burning with its SMS with even tighter open burning restrictions based on the daily residential wood-burning declarations issued within the Check Before You Burn program. With the recent amendment of Rule 4901, residential wood-burning with unregistered devices is no longer allowed when an area's forecasted PM_{2.5} concentration is expected to be greater than or equal to 20 µg/m³. This threshold is now lower compared to past years when it was set at 30 µg/m³. Burning is only allowed when air quality is forecasted to be below 20 µg/m³, which is well below the current federal 24-hour average PM_{2.5} standard of 35 µg/m³. By restricting open burning to this level, impacts to ambient air quality are significantly minimized and are not expected to contribute to a violation of the federal PM_{2.5} standards. Furthermore, the District continues to consider the economic feasibility of burning alternatives on a case-by-case basis and in accordance with the five year evaluation period outlined in Rule 4103 with the next evaluation scheduled for 2015.

Further progress and complete phase-out of agricultural burning requires economically feasible alternatives that do not currently exist. Subsidies or preferential utility rates for power produced from biomass can serve as measures to enhance the economic feasibility of this alternative. Additional research is also needed to identify other technologically and economically feasible alternatives. A comprehensive strategy to promote these alternatives will also help in meeting renewable power goals and standards. As the District continues to develop new attainment plans that address increasingly stringent federal air quality standards, the District will continue to evaluate potential opportunities to reduce emissions from open burning in the Valley.

Figure C-2 Sample Agricultural Burn Permit (Front Page)



San Joaquin Valley Air Pollution Control District
 1990 East Gettysburg Avenue, Fresno, CA 93726
 Smoke Management Program (559) 227-7143 or 1 (800) 665-BURN (2876)
www.valleyair.org

PERMIT FOR AGRICULTURAL BURNING

SJVAPCD
 DISTRICT_T SMS-TESTING
 1990 EAST GETYSBURG
 FRESNO, CA 93726

Permit #: **140111**
Security Code: 5252
Expiration Date: 3 February 2017

Location and Crop List

Location Number	LocationDescription (Cross Streets)	Acres	County	Crop Code	Material allowed to be burned
1	1990 EAST GETTYSBURG WEB TEST(A1-01)	30	FRESNO	140	* ALMOND PRUNING <20
				151	* ALMOND ATTRITION

* Indicates a restriction exists for this crop. Refer to [Crop Restrictions](#) for details.

Crop Restrictions

140: ALMOND PRUNING <20 ACRES - Pruning do not include suckers, dead or broken branches and trees, or orchard removals. This crop code is limited to a total of 20 land acres across all agricultural operational sites per year.

151: ALMOND ATTRITION - Attrition materials include suckers and dead or broken branches and trees, but do not include annual prunings or orchard removals. When requesting to burn attrition materials using the automated system, report each ton of material as one acre.

GENERAL BURN PERMIT CONDITIONS

1. **Please read and follow all permit conditions.** All burning shall conform to general conditions 1-14, any site-specific conditions of this permit, and any applicable local and state regulations.
2. **Igniting an open burn without first receiving a burn authorization with a confirmation number is a violation subject to penalties.** Prior to ignition, you must contact the District to obtain burn authorization by calling **(559) 227-7143** or **1 (800) 665-BURN (2876)**, or accessing the District's web site via the Internet at **www.valleyair.org**. A confirmation number will be provided to you once the burn has been approved.

Please refer to the backside of this permit for additional conditions.

(Back Page)

GENERAL BURN PERMIT CONDITIONS – Continued

3. **All ignition and burning shall comply with any special conditions given at the time of authorization.** Daily authorizations are required in cases where burning continues for more than one day. Materials and/or piles burning for more than one day may not be moved or actively tended to promote burning without a daily authorization.
4. **The permit holder is responsible for monitoring and managing the smoke created by the burn.** Burning shall cease immediately if the smoke impacts sensitive receptor areas. Active burns may be extinguished at the owner's expense if it becomes necessary for public health and safety or if the burn creates a nuisance as determined by the District or any public officer. Creating a nuisance will result in the issuance of a Notice of Violation to the permit holder.
5. **This permit is valid only for the materials listed on the permit.** The burning of any other types of materials, such as petroleum wastes; demolition or construction debris; garbage and residential rubbish; non-agricultural vegetation; tires; tar; wood waste; chemically treated, painted, or stained wood; or other combustible or flammable solid, liquid, or gaseous wastes is prohibited.
6. **Orchard or vineyard removals must be specifically listed on the permit and additional burn restrictions may apply.**
7. **Minimum material drying times are required.** In cold or wet seasons or for certain crop residue it will be necessary to extend these minimum drying times in order to facilitate burning with the least amount of smoke.

Spread rice straw 3 days	Prunings and small branches	3 weeks
Rowed rice straw 10 days	Large branches and trees	6 weeks
8. **Materials shall be properly dried and loosely stacked to facilitate efficient combustion.** Piles shall be free of dirt, soil, and visible surface moisture in order to avoid smoldering or excessive smoke. Smoldering produces twice the smoke and is a rule violation.
9. **Burns are to be ignited by the use of approved ignition devices that will ignite the burn without the production of black smoke.** Approved ignition devices include: matches, paper, and flame producing devices (i.e. propane or gas burners). The spraying or dousing of materials with any accelerant such as gasoline or diesel fuel or using other types of flammable materials (e.g. motor oil or tires) to ignite an open burn is prohibited.
10. **Open burning is limited to materials produced in commercial agricultural operations.** Regardless of where they are produced, waste materials from landscaping, family orchards, or private garden crops cannot be burned. Such waste materials should be disposed of by other legal methods such as recycling, chipping, mulching, composting, or re-incorporation into the soil.
11. **Materials may not be transported from one location to another for burning.** Materials may only be burned at the location where they were produced.
12. **Paper pesticide, fertilizer, and seed sacks shall only be burned in the field where they are emptied.** The burning of plastic sacks or jugs, cardboard boxes, and packing materials is prohibited. These must be disposed of by recycling or proper waste disposal. Commercial applicators are not eligible to obtain agricultural burn permits for burning these and other materials under any circumstances.
13. **The burn area or materials shall not be left unattended until the burn is extinguished and dead out.** The law requires the application of common sense and reasoning by persons using fire so the fire does not escape control and do damage to others. Burning shall be attended by a sufficient number of able-bodied adults with adequate tools and equipment to control the fire at all times. The burn shall be confined by cleared firebreaks or barriers adequate to prevent it from escaping control.
14. **This permit may be revoked or suspended for violations of any burn permit condition, rule requirement, or if necessary for the protection of public health and safety.** Any person who violates any provision of the District's Rules and Regulations can be subject to significant penalties plus the costs associated with extinguishing the fire.

The issuance of this permit shall not be construed as imposing on the issuing agency, any official, or any employee thereof any responsibility whatsoever for damages incurred by the use of the permit.

Our air quality standards are health-based standards. Please keep in mind that they exist for everyone's benefit.

**For burn authorization, please call (559) 227-7143 or 1 (800) 665-BURN (2876),
or access the District's web site via the Internet at www.valleyair.org.**

Reference Authority: SJVAPCD Open Burning Rule 4103, Nuisance Rule 4102, the California Health and Safety Code § 41852 and § 41853 of California Code of Regulations Title 17.

C.2 RULE 4104 REDUCTION OF ANIMAL MATTER

Discussion

Rule 4104 is applicable to any source operation used for the reduction of animal matter. Adopted on May 21, 1992, primarily to control pathogens, this rule was amended for District rule number reorganization on December 17, 1992. Rule 4104 requires 100% VOC capture and a high level of destruction (1,200 degrees for 0.3 seconds). EPA finalized approval for Rule 4104 on March 9, 2010 and deemed this rule as being at least as stringent, if not more stringent than, RACT requirements.

Source Category

The reduction of animal matter includes rendering, cooking, drying, dehydration, digesting, evaporating, and protein concentration processes. The emission control equipment for these processes generally includes a condenser for VOC control and a venturi scrubber or cyclone, followed by either a packed bed scrubber or a thermal oxidizer. Blood drying facilities have additional processes controlled by cyclones and a baghouse.

Emissions Inventory

Pollutant	2012	2013	2014	2015	2016	2017	2018	2019	2020
<i>Annual Average - Tons per day</i>									
PM2.5	0.03	0.03	0.03	0.03	0.03	0.03	0.03	0.03	0.03
NOx	0.00	0.00	0.00	0.00	0.00	0.00	0.00	0.00	0.00
SOx	0.00	0.00	0.00	0.00	0.00	0.00	0.00	0.00	0.00
<i>Winter Average - Tons per day</i>									
PM2.5	0.03	0.03	0.03	0.03	0.03	0.03	0.03	0.03	0.03
NOx	0.00	0.00	0.00	0.00	0.00	0.00	0.00	0.00	0.00
SOx	0.00	0.00	0.00	0.00	0.00	0.00	0.00	0.00	0.00

These facilities generally use steam from a boiler (indirect-fired) or a rotary dryer (direct-fired) for their operations, which generates NOx emissions from these combustion units. Combustion units are regulated by other District rules; as such, those emissions are controlled by and accounted for as a part of other District rules.

As detailed in Chapter 5, the significance thresholds for source categories for the purpose of evaluating the application of BACM and MSM requirements are 1.4 tons per day (tpd) for PM2.5 combustion, 13.1 tpd for NOx, and 1.0 tpd for SOx. As identified in the above table, emissions from this source category are lower than the BACM/MSM significance thresholds. Therefore, the Clean Air Act does not require a control measure evaluation for this source category for the purpose of satisfying BACM/MSM requirements; however, the District has still conducted a full control measure evaluation for the reduction of animal matter.

How does District Rule 4104 compare with federal and state rules and regulations?

Federal Regulations

There are no EPA CTG, ACT, NSPS, NESHAP, or MACT requirements for this source category.

State Regulations

There are no state regulations applicable to this source category.

How does District Rule 4104 compare to rules in other air districts?

SCAQMD

- Rule 472 (Reduction of Animal Matter)

The District evaluated the requirements contained within SCAQMD's Rule 472 and found no requirements that were more stringent than those already in Rule 4104.

BAAQMD

- Regulation 12 Rule 2 (Rendering Plants)

The District evaluated the requirements contained within BAAQMD's Regulation 12 Rule 2 and found no requirements that were more stringent than those already in Rule 4104.

SMAQMD

- Rule 410 (Reduction of Animal Matter)

The District evaluated the requirements contained within SMAQMD's Rule 410 and found no requirements that were more stringent than those already in Rule 4104.

VCAPCD

- Rule 58 (Reduction of Animal Matter)

The District evaluated the requirements contained within VCAPCD's Rule 58 and found no requirements that were more stringent than those already in Rule 4104.

Additional Emission Reduction Opportunities

Packed Bed Scrubbers

The District evaluated the potential opportunity to reduce emissions if facilities were to replace their thermal oxidizers with packed bed scrubbers. In certain installations, packed bed scrubbers may be more efficient at removing PM from the exhaust and additionally do not generate NO_x or SO_x emissions. However, determining the scrubber medium may take some experimenting on the part of the facility to ensure it does not cause an increase in emissions or violate other District rules. It would also need to be replaced periodically, adding to the cost of upkeep. Thermal oxidizers do

not present similar issues. Also, facilities subject to Rule 4104 produce only a very small amount of directly emitted PM_{2.5} and are otherwise already required to have a high level of control for emissions. The current requirements are as stringent as possible for these types of facilities.

Regenerative Thermal Oxidizers

The District also evaluated the potential opportunity to reduce emissions from facilities by replacing thermal oxidizers with regenerative thermal oxidizers (RTOs) with heat recovery, which is a current practice at some facilities in the Valley. RTO devices use less supplementary fuel. While using less fuel may reduce NO_x emissions, this is not necessarily the case. The PM control efficiency is nearly the same for both thermal oxidizers and RTOs, and the total NO_x emissions from this category are relatively small given that there are only a few units subject to this rule that are not already subject to other combustion rules limiting NO_x emissions. Any new units would be evaluated through the District's Best Available Control Technology New Source Review requirements.

Evaluation Findings

Even though the reduction of animal matter is not a significant source of PM_{2.5}, NO_x, or SO_x in the Valley, the District has evaluated all potential control technologies and all control technologies achieved in practice in other areas or included in other state implementation plans. As demonstrated above, Rule 4104 currently has in place the most stringent measures feasible to implement in the Valley and therefore meets or exceeds both BACM and MSM requirements for this source category. As the District continues to develop new attainment plans that address more stringent National Ambient Air Quality Standards, the District will continue to evaluate potential opportunities to reduce emissions from this source category in the Valley.

C.3 RULE 4106 PRESCRIBED BURNING AND HAZARD REDUCTION BURNING

Discussion

Adopted in June 2001 and approved by EPA as a SIP amendment in February 2002,¹⁸ Rule 4106 is applicable to all prescribed burning and to hazard reduction burning in the wildland/urban interface within the Valley. Rule 4106 incorporated provisions made necessary by the March 23, 2000 amendment of Title 17 of the California Code of Regulations. Recognizing the importance of both prescribed burning and hazard reduction burning, the purpose of Rule 4106 is to permit, regulate, and coordinate the use of prescribed burning and hazard reduction burning while minimizing smoke impacts on the public. Through this rule, the District has expended considerable resources to ensure that the ignition of burn projects is only allowed when air quality and dispersion conditions are favorable, thus lessening the health impacts on Valley citizens and on air quality in the Valley.

Source Category

This rule is applicable to range improvement burning, forest management burning, wildland vegetation management burning, and hazard reduction burning. Agricultural burning, which is subject to Rule 4103, is generally done by farmers to dispose of tree prunings, crop residue, and other agricultural materials; disease and pest control; and orchard removal. In contrast, prescribed burning generally includes forest waste, fire hazard reduction, rangeland management, wildlife habitat improvement, and ecosystem (forest health) burning.

Emissions Inventory

Pollutant	2012	2013	2014	2015	2016	2017	2018	2019	2020
<i>Annual Average - Tons per day</i>									
PM2.5	0.76	0.76	0.76	0.76	0.77	0.77	0.77	0.77	0.77
NOx	0.07	0.07	0.07	0.07	0.07	0.07	0.07	0.07	0.07
SOx	0.03	0.03	0.03	0.03	0.03	0.03	0.03	0.03	0.03
<i>Winter Average - Tons per day</i>									
PM2.5	0.88	0.88	0.88	0.88	0.89	0.89	0.89	0.90	0.90
NOx	0.10	0.10	0.10	0.10	0.10	0.10	0.10	0.11	0.11
SOx	0.04	0.04	0.04	0.04	0.04	0.04	0.04	0.04	0.04

As detailed in Chapter 5, the significance thresholds for source categories for the purpose of evaluating the application of BACM and MSM requirements are 1.4 tons per day (tpd) for PM2.5 combustion, 13.1 tpd for NOx, and 1.0 tpd for SOx. As identified in the above table, emissions from prescribed burning and hazard reduction burning are lower than the BACM/MSM significance thresholds. Therefore, the Clean Air Act does

¹⁸ 67 Federal Register 39, pp. 8894-8897 (to be codified at 40 CFR Part 52). (2002, February 27). *Revisions to the California State Implementation Plan, San Joaquin Valley Unified Air Pollution Control District*. Retrieved from <https://www.federalregister.gov/articles/2002/02/27/02-4526/revisions-to-the-california-state-implementation-plan-san-joaquin-valley-unified-air-pollution>.

not require a control measure evaluation for this source category for the purpose of satisfying BACM/MSM requirements; however, the District has still conducted a full control measure evaluation for prescribed burning and hazard reduction burning.

How does District Rule 4106 compare with federal and state rules and regulations?

Federal Regulations

There are no EPA CTG, ACT, NSPS, NESHAP, or MACT requirements for this source category.

State Regulations

There are no state regulations applicable to this source category.

How does District Rule 4106 compare to rules in other air districts?

SCAQMD

- Rule 444 (Open Burning)

The District evaluated the requirements contained within SCAQMD's Rule 444 and found no requirements that were more stringent than those already in Rule 4106.

BAAQMD

- Regulation 5 (Open Burning)

The District evaluated the requirements contained within BAAQMD's Regulation 5 and found no requirements that were more stringent than those already in Rule 4106.

SMAQMD

- Rule 501 (Agricultural Burning)

The District evaluated the requirements contained within SMAQMD's Rule 501 and found no requirements that were more stringent than those already in Rule 4106.

VCAPCD

- Rule 56 (Open Burning)

The District evaluated the requirements contained within VCAPCD's Rule 56 and found no requirements that were more stringent than those already in Rule 4106.

Placer County APCD (PCAPCD)

- PCAPCD Rule 301 (Nonagricultural Burning Smoke Management)

The District evaluated the requirements contained within PCAPCD Rule 301 and found no requirements that were more stringent than those already in Rule 4106.

- PCAPCD Rule 303 (Prescribed Burning Smoke Management)

The District evaluated the requirements contained within PCAPCD Rule 303 and found no requirements that were more stringent than those already in Rule 4106.

Additional Emission Reduction Opportunities

Prescribed Burning Emission Reduction Opportunities

Land Management Agencies (LMAs) are the agencies that regularly conduct prescribed burning operations. Since the adoption of Rule 4106, the District has developed cooperative relationships with the LMAs. Through this cooperation, the District advises the LMAs on which days would be the most conducive for igniting a burn project, based on air quality and meteorological conditions. The District continues to work with LMAs to identify favorable burning conditions with the goal of completing a maximum number of prescribed burning projects while minimizing air quality impacts. This collaborative effort ensures that the ignition of burn projects occurs when air quality and dispersion conditions are favorable, thus lessening the impacts on air quality in the Valley. Potential opportunities to reduce emissions from prescribed burning include the mechanical removal of the materials, firebox air curtain burners, and management of wild fires.

Mechanical Removal of Materials

One potential option to reduce burning materials would be to physically remove material from a project site. As these locations are not near roadways, it is often not practical or possible to bring mechanical equipment to remote and dense forest lands to collect and remove the material. Additionally, mechanical removal is much more expensive for the LMAs, who are already subject to budgeting restrictions, to reduce the fuels in an area as compared to burning. Mechanical removal of materials from forest areas is not technologically or economically feasible.

Firebox Air Curtain Burners

Assuming that a LMA could mechanically remove all of the material from a project burn site and that the material was placed in piles and prepared for burning, an alternative to open burning would be to use a firebox air curtain burner. A firebox air curtain burner is a device that circulates large volumes of air over a burning fire in an open topped fire proof metal box. When compared to open burning, firebox air curtain burners have been shown to greatly reduce PM and carbon dioxide emissions; however, the potential NOx emissions compared to open burning have not been fully evaluated yet. Because the Valley is a NOx-limited area, more research on the technology is needed to verify that there would be potential NOx emission reductions by switching from open burning practices to the use of firebox air curtain burners.

Wildfires

Often, primarily during the warm summer months, wildfires are naturally ignited through lightning strikes from passing storms. These wildfires have the potential to produce significant emissions and heavily impact residents within the Valley. When these wildfires occur, the District works with the responsible LMA in managing the fire as the

dispersion and air quality conditions fluctuate. This cooperation allows the LMA to be more aggressive with the fire when meteorological conditions are favorable and more defensive when the conditions are poor. The District will continue to use the tools available to guide the activities of LMAs when wildfires occur, and is continuously seeking opportunities to work with LMAs to improve the management of these fires in order to reduce emissions and impacts to Valley residents.

Hazard Reduction Burning Emission Reduction Opportunities

Hazard reduction burning is used exclusively by landowners in the wildland/urban interface within the foothill and mountain regions in the State Responsibility Areas, which comprise about 20% of the total land area in the Valley. Section 4291 of the California Public Resources Code (CPRC) states that structures must maintain a defensible perimeter of 100 feet in all directions; this defensible perimeter is commonly created through the clearing of vegetation. Although Section 4291 does not require it, most of this vegetation is burned because it is less expensive, faster, and more convenient than other options. Potential opportunities evaluated below include the reorganization of hazard reduction zones and alternatives to burning the vegetation.

Reorganization of Hazard Reduction Zones

Under Rule 4106, hazard reduction burning is only allowed when the District forecasts favorable air quality and dispersion conditions. Currently this forecast is based on a county-by-county basis, with appropriate elevation breaks. As an improvement to this zone system, and similar to agricultural burning, the Valley could be separated into smaller hazard reduction zones to provide more effective smoke management. Managing the allowance of hazard reduction burning under this type of scheme also has the potential to limit smoke impacts on residents. Establishing this type of management system would not cause an increase in costs for landowners, making this a cost effective opportunity. However, emissions reduced, if any, would be minimal, since the burning would still occur, just on different days when conditions are favorable.

Alternatives to Burning

As an alternative to the open burning of the vegetation, the District could encourage alternative methods like chipping or burn boxes through grant programs targeted at communities that regularly conduct hazard reduction burning.

1. *Chipping*

One potential alternative to the open burning of material is to use a chipper to break down the material into small pieces suitable for landscaping, dust control cover, or biomass burning. Evaluation of this alternative option revealed that chippers are not a viable alternative. The requirement by the CPRC to maintain a defensible perimeter of 100 feet is enforced annually; therefore, the organic materials to be cleared and disposed of consist of leaves, pine needles, weeds, and some small brush, all of which are not acceptable materials for wood chippers.

2. Firebox Air Curtain Burners

Another potential opportunity examined is the feasibility of usage of a firebox air curtain burner, which was described earlier. Again, this is not a feasible option for the Valley because the potential NOx emission reductions have not been verified.

3. Biomass Removal Program

A potential opportunity to reduce emissions from hazard reduction burning would be by removing the biomass from the area and sending it for combustion at a biomass plant, similar to a pilot program implemented by the PCAPCD in 2007. The pilot program in Placer County was evaluated below to determine feasibility for implementation in the Valley.

PCAPCD Program

PCAPCD implemented a “Biomass Box” program beginning in the spring of 2007 to collect and utilize biomass that would traditionally be collected and burned as a part of hazard reduction efforts, for use as fuel for producing energy. The program, funded with a grant from PCAPCD, collected the biomass by distributing 20 to 40 foot industrial containers throughout participating communities in the county. When full, the containers were transported to another location where the materials were grinded into useable fuel that biomass energy companies could accept. The chipped biomass was then loaded onto larger trucks and hauled to one of two biomass facilities.

Figure C-3 Image of a Typical 40' Biomass Box Used in Placer County in 2007



The final report by PCAPCD that evaluated this pilot program documented that from an emissions reductions standpoint the project was a success, with net air pollution reductions at 88.6%, including 24.7 tons of particulates and 4.0 tons of NOx reduced at a cost of \$80,000. Based on the perceived success of this study, the District

evaluated this pilot program for potential emissions reductions and feasibility of implementation in the Valley.

Hazard reduction in Placer County is overseen by the Placer County Biomass Program with help from local fire departments and land managers. The Placer County Biomass Program and PCAPCD confirmed that the community biomass bins are no longer prominently used. The program was initially designed to change the culture of hazard reduction burning by providing an alternative to burning. However, the bin program proved to have many complications that rendered it an ineffective program. One issue was that residents were disposing of items other than biomass into the bins. This caused problems for the chippers and produced less than ideal fuel for biomass plants. Additionally, PCAPCD determined that the transport of biomass bins any further than 30 miles round trip was cost prohibitive.¹⁹

A few biomass bins were still in use as of 2013, but only in communities that explicitly requested them following the 2007 pilot project. PCAPCD determined that there are more cost effective options for removing residential biomass than using community biomass bins, such as using mobile chippers to provide residents with a low cost “curb side” chipping service. The chipped biomass is blown back onto the property for use as mulch or as a dust suppressant. The program is supported in part by grants from Placer County Resource Conservation District, Placer County Sheriff’s Department, PCAPCD, and Calfire. As stated above, chipping is not a feasible option to implement in the Valley.

Evaluation Findings

Even though prescribed burning and hazard reduction burning are not a significant source of PM_{2.5}, NO_x, or SO_x in the Valley, the District has evaluated all potential control technologies and all control technologies achieved in practice in other areas or included in other state implementation plans. As demonstrated above, Rule 4106 currently has in place the most stringent measures feasible to implement in the Valley and therefore meets or exceeds both BACM and MSM requirements for this source category. As the District continues to develop new attainment plans that address more stringent National Ambient Air Quality Standards, the District will continue to evaluate potential opportunities to reduce emissions from prescribed burning and hazard reduction burning in the Valley.

¹⁹ Storey, B., Biomass Program Manager, Placer County Executive Office, Personal Communication.

C.4 RULE 4203 PARTICULATE MATTER EMISSIONS FROM THE INCINERATION OF COMBUSTIBLE REFUSE

Discussion

Rule 4203 is applicable to any person, operation, facility, incinerator, or equipment used to dispose or process combustion refuse. The rule limits the concentration of particulate matter emissions based on process weight rates, and prohibits the discharge of visible emissions. Rule 4203 was adopted on May 21, 1992 and subsequently amended for District rule number reorganization on December 17, 1992.

Source Category

There are currently 3 facilities in the Valley subject to Rule 4203. Units subject to this rule already meet BACT level requirements, which require the mitigation of air pollution to the maximum degree achievable using control technologies like baghouses and lime scrubbers.

Emissions Inventory

Pollutant	2012	2013	2014	2015	2016	2017	2018	2019	2020
<i>Annual Average - Tons per day</i>									
PM2.5	0.00	0.00	0.00	0.00	0.00	0.00	0.00	0.00	0.00
NOx	0.00	0.00	0.00	0.00	0.00	0.00	0.00	0.00	0.00
SOx	0.00	0.00	0.00	0.00	0.00	0.00	0.00	0.00	0.00
<i>Winter Average - Tons per day</i>									
PM2.5	0.00	0.00	0.00	0.00	0.00	0.00	0.00	0.00	0.00
NOx	0.00	0.00	0.00	0.00	0.00	0.00	0.00	0.00	0.00
SOx	0.00	0.00	0.00	0.00	0.00	0.00	0.00	0.00	0.00

As detailed in Chapter 5, the significance threshold for source categories for the purpose of evaluating the application of BACM and MSM requirements is 1.4 tons per day (tpd) for PM2.5 combustion. As identified in the above table, emissions from the incineration of combustible refuse are lower than the BACM/MSM PM2.5 significance threshold. Therefore, the Clean Air Act does not require a control measure evaluation for this source category for the purpose of satisfying BACM/MSM requirements; however, the District has still conducted a full control measure evaluation for the incineration of combustible refuse.

How does District Rule 4203 compare with federal and state rules and regulations?

Federal Regulations

There are no specific federal guidelines for particulate matter concentration in terms of EPA CTG, ACT, NSPS, NESHAP, or MACT requirements. EPA BACT standards require the use of a fabric filter or baghouse. District BACT standards are as stringent and require existing facilities to use a natural gas supplemental fuel with a baghouse.

State Regulations

There are no state regulations applicable to this source category.

How does District Rule 4203 compare to rules in other air districts?

There are no analogous rules for this source category in BAAQMD.

SCAQMD

- Rule 473 (Disposal of Solid and Liquid Wastes)

The District evaluated the requirements contained within SCAQMD's Rule 473 and found no requirements that were more stringent than those already in Rule 4203.

SMAQMD

- Rule 407 (Open Burn)

The District evaluated the requirements contained within SMAQMD's Rule 407 and found no requirements that were more stringent than those already in Rule 4203.

VCAPCD

- Rule 57 (Incinerators)

The District evaluated the requirements contained within VCAPCD's Rule 57 and found no requirements that were more stringent than those already in Rule 4203.

Evaluation Findings

Even though particulate matter emissions from the incineration of combustible refuse are not a significant source of PM_{2.5} in the Valley, the District has evaluated all potential control technologies and all control technologies achieved in practice in other areas or included in other state implementation plans. As demonstrated above, Rule 4203 currently has in place the most stringent measures feasible to implement in the Valley and therefore meets or exceeds both BACM and MSM requirements for this source category. As the District continues to develop new attainment plans that address more stringent National Ambient Air Quality Standards, the District will continue to evaluate potential opportunities to reduce emissions from the incineration of combustible refuse in the Valley.

C.5 RULE 4204 COTTON GINS

Discussion

Adopted on February 17, 2005, Rule 4204 is intended to reduce particulate emissions from cotton ginning facilities operating within the Valley. The implementation of this rule has achieved 0.79 tpd of PM₁₀ reductions from this source category. EPA finalized approval of Rule 4204 on November 9, 2006 and deemed this rule as meeting established RACT standards.

The *2003 PM₁₀ Plan* identified cotton gins as a significant source of PM₁₀ emissions in the Valley. The federal CAA requires air districts designated as Serious nonattainment for PM₁₀ to implement BACM, including BACT, on significant stationary and area sources of PM₁₀ and PM₁₀ precursors. Although many gins in the Valley were already retrofitted with 1D3D high-efficiency cyclones, considered BACT, the District developed Rule 4204 to assure that all cotton gins met BACT requirements at the earliest practicable date.

Source Category

There are two types of cotton gins: saw and roller. A saw gin is commonly used for short fiber cotton where the cotton is pulled across knifed edges to remove seeds and trash. A roller gin is instead used for long fiber cotton and the cylinders or rollers carry the cotton across screens or perforated metal where the trash is removed. Throughput for saw gins can be higher than that of a roller gin, but a roller gin produces a higher quality end-product.

Modern ginning uses pneumatic conveyance, in the form of fans blowing air, which moves the cotton gin material. Particulate matter emissions are the unwanted by-products of this otherwise very efficient means of transferring massive quantities of cotton gin material from one process to the next process, such as from unloading to drying and cleaning. PM emissions from cotton ginning facilities occur mostly during a three-month period from October to December, the time of year during which the Valley's ambient PM concentrations are highest.

Cotton ginning, the process of separating the lint from the seed, has evolved from a labor-intensive process capable of producing small quantities of cotton to a highly efficient industry producing millions of bales. With this increase in production came the problem of how to handle the debris made up of plant and soil material that comes from machine harvesting the cotton. Since cotton gins use large quantities of air for conveying, the use of cyclones for air pollution abatement was a logical choice.

Cotton gins are regulated through a combination of permit conditions and other prohibitory rules aside from Rule 4204. Permit conditions cite Rules 1070, 2201, 4101, 4102, 4201, and 4202 as the regulatory basis for cotton gins:

- **Rule 1070** requires the keeping of daily records, which are available for District inspection upon request.
- **Rule 2201** covers the following areas:

- a. Type of cyclones or other control devices for specific exhaust points.
 - b. Allowable PM10 emission rate for the cotton gins as an integrated system and allowable PM10 emission rate for specific exhaust points.
 - c. Bale throughput in bales/day or bales/season.
- **Rule 4101** prohibits the discharge into the atmosphere of air contaminants for a period or periods aggregating more than three minutes in any one hour, which is as dark as or darker than Ringelmann 1 or 20% opacity.
 - **Rule 4102** prohibits the release of air contaminants that causes a public nuisance.
 - **Rule 4201** limits particulate matter emissions concentration to 0.1 grains/dscf or less.
 - **Rule 4202** limits particulate matter emissions by establishing allowable emission rates based on process weights.

Emissions Inventory

Pollutant	2012	2013	2014	2015	2016	2017	2018	2019	2020
<i>Annual Average - Tons per day</i>									
PM2.5	0.22	0.22	0.23	0.22	0.22	0.23	0.23	0.24	0.24
NOx	0.00	0.00	0.00	0.00	0.00	0.00	0.00	0.00	0.00
SOx	0.00	0.00	0.00	0.00	0.00	0.00	0.00	0.00	0.00
<i>Winter Average - Tons per day</i>									
PM2.5	0.34	0.35	0.35	0.35	0.35	0.36	0.36	0.37	0.37
NOx	0.00	0.00	0.00	0.00	0.00	0.00	0.00	0.00	0.00
SOx	0.00	0.00	0.00	0.00	0.00	0.00	0.00	0.00	0.00

As detailed in Chapter 5, the significance thresholds for source categories for the purpose of evaluating the application of BACM and MSM requirements are 1.4 tons per day (tpd) for PM2.5 combustion, 13.1 tpd for NOx, and 1.0 tpd for SOx. As identified in the above table, emissions from cotton gins are lower than the BACM/MSM significance thresholds. Therefore, the Clean Air Act does not require a control measure evaluation for this source category for the purpose of satisfying BACM/MSM requirements; however, the District has still conducted a full control measure evaluation for cotton gins.

How does District Rule 4204 compare with federal and state rules and regulations?

Federal Regulations

There are no EPA CTG, ACT, NSPS, NESHAP, or MACT requirements for this source category.

State Regulations

There are no state regulations applicable to this source category.

How does District Rule 4204 compare to rules in other air districts?

There are no analogous rules for this source category in SCAQMD, BAAQMD, SMAQMD, or VCAPCD.

Other Analogous Rules

- New Mexico Administrative Code 20.2.66.1 (Cotton Gins)

The District evaluated the requirements contained within New Mexico Administrative Code 20.2.66.1 and found no requirements that were more stringent than those already in Rule 4204.

- Louisiana Department of Environmental Quality, Title 33 (Environmental Regulatory Code), Part III (Air)

The District evaluated the requirements contained within Louisiana Department of Environmental Quality, Title 33 and found no requirements that were more stringent than those already in Rule 4204.

- North Carolina Administrative Code Title 15A, Subchapter 2D, Section .0542 (Control of Particulate Emissions from Cotton Ginning Operations)

The District evaluated the requirements contained within North Carolina Administrative Code Title 15A, Subchapter 2D, Section .0542 and found no requirements that were more stringent than those already in Rule 4204.

- South Carolina Air Pollution Control Regulations and Standards, Regulation 61-62.5, Standard No. 4, Section V (Cotton Gins)

The District evaluated the requirements contained within South Carolina Regulation 61-62.5, Standard No. 4, Section V and found no requirements that were more stringent than those already in Rule 4204.

- Oklahoma Department of Environmental Quality, Air Pollution Control, 252:100-23 (Cotton Gins)

The District evaluated the requirements contained within South Carolina Regulation 61-62.5, Standard No. 4, Section V and found no requirements that were more stringent than those already in Rule 4204.

- Texas Commission on Environmental Quality, Air Quality Standard Permit for Cotton Gin Facilities and Cotton Burr Tub Grinders

The District evaluated the requirements contained within the above rules and found no requirements that were more stringent than those already in Rule 4204.

Additional Emission Reduction Opportunities

Research and PM_{2.5} Fraction

Research was completed in 2013 by the United States Department of Agriculture Agricultural Research Service (USDA-ARS), in partnership with cotton associations, EPA, ARB, and the District to measure actual PM₁₀ and PM_{2.5} emissions from stack sources and fugitive emissions in and around several ginning facilities. This research provided emission factors for comparison to previous estimations that are included in emission inventories and provided data for both types of cotton gins currently in use in California. This project was designed to measure emissions from facilities with current emissions control technologies in place and to improve emissions estimations by measurement with the highest quality methods and instruments. The project was not designed to evaluate new technologies or measures to further reduce emissions. Results for the seven gins that were sampled for the project indicate the estimated ratio of PM_{2.5} to PM₁₀ is approximately 16%.²⁰ This fraction of PM_{2.5} to PM₁₀ is lower than indicated in the emissions inventory currently being used. Future research will include particle size analysis of EPA Method 17 samples, and modeling to compare model output and ambient sampling data and develop suggested modeling corrections.

1D3D Cyclones with Expansion Chamber

Currently, all cotton gins in the Valley are required to operate using a 1D3D cyclone. About two thirds of the 1D3D cyclones used in the Valley have an expanded chamber outlet. Research has shown that an expansion chamber allows for more flow since it is not as narrow. In initial tests, a larger D/3 size expanded chamber exit produced PM₁₀ emissions that were about 8% lower than those resulting from use of the standard, small-diameter (D/4) exit.²¹ However, there is no completed research indicating the fraction of PM_{2.5} emitted or the effectiveness of reducing PM_{2.5} by installing an expanded chamber. Since 1D3D cyclones are already required by the current rule, and there is no definitive data to verify the effectiveness in reducing PM_{2.5} emissions with an expansion chamber, this is not a feasible opportunity to reduce emissions.

Loadout

Rule 4204 currently requires wind screens for loadout. Two potential opportunities to reduce emissions through control options to capture PM₁₀ emissions from the truck loading operation were identified as follows: 1) venting the loadout area to pre-cleaning cyclones and a baghouse; and 2) venting the receiving pit to a 1D-3D cyclone. While it is technologically feasible to enclose the loadout area and receiving pits and vent to the respective control devices, the District's BACT Guideline 5.1.8 has found those options to not be cost effective. This analysis was calculated according to PM₁₀ emission factors and again, the PM_{2.5} fraction is unknown at this time.

²⁰ United States Department of Agriculture, Agricultural Research Service. (2013). *Characterization of Cotton Gin Particulate Matter Emissions*. Obtained from <http://buser.okstate.edu/air-quality/cotton-gin/national-study/>.

²¹ Baker R.V. and Hughs S.E. (1998). *Influence of Air Inlet and Outlet Design and Trash Exit Size on 1D3D Cyclone Performance*. Transactions of the ASAE, vol. 42(1): 17-21.

Mechanical Conveyance

Mechanical conveyance for the main trash handling system could be a potential opportunity to reduce emissions, but it has only been demonstrated as feasible for newly constructed or rebuilt cotton gins. Mechanical conveyance almost entirely eliminates emissions from cotton gin trash handling exhaust streams, which were previously moved pneumatically. The cotton gin trash handling systems only comprise a fraction of the emissions that are released from the full cotton ginning process. Newer or rebuilt cotton gins are able to accommodate a mechanical conveyance system since they are able to design the cotton gin around the equipment and space needed. Operators that have installed a mechanical conveyance system for their cotton gin have had to build a lower floor, below the main level containing the major cotton gin equipment, to house the mechanical conveyors. Therefore, as confirmed by industry representatives and equipment manufacturers, it is not technologically feasible to retrofit existing cotton gins with mechanical conveyance systems to replace existing trash handling equipment. Additionally, any new facilities would trigger New Source Review requirements and would be required to implement BACT level controls.

Plenum Chambers

Plenum chambers are in use at a number of cotton gins in the Valley. Plenum chambers are placed upstream of selected cyclones to remove large trash. Studies have been inconclusive in demonstrating an increase in PM control efficiency with the utilization of a plenum chamber. Most cotton ginning facilities that have installed plenum chambers are using those devices to reduce wear and tear on the cyclones, thus prolonging the life of the cyclones, and not for increased PM controls.

Evaluation Findings

Even though cotton gins are not a significant source of PM_{2.5}, NO_x, or SO_x in the Valley, the District has evaluated all potential control technologies and all control technologies achieved in practice in other areas or included in other state implementation plans. As demonstrated above, Rule 4204 currently has in place the most stringent measures feasible to implement in the Valley and therefore meets or exceeds both BACM and MSM requirements for this source category. As the District continues to develop new attainment plans that address more stringent National Ambient Air Quality Standards, the District will continue to evaluate potential opportunities to reduce emissions from cotton gins in the Valley.

C.6 RULE 4301 FUEL BURNING EQUIPMENT

Discussion

Rule 4301 was last amended in 1992 and applies to all types of fuel burning equipment, except air pollution control equipment. The purpose of this rule is to limit emissions of air contaminants from fuel burning equipment by specifying maximum emission rates for SO_x, NO_x, and PM (identified in the rule as combustion contaminant emissions). EPA finalized approval of the 1992 amendments to Rule 4301 on May 18, 1999 and deemed this rule as being at least as stringent as established RACT requirements.

Source Category

Rule 4301 has a very broad applicability, as it applies to all types of fuel burning equipment. Since its early adoption in 1992, it has largely been superseded by several District rules with more stringent NO_x requirements for specific types of fuel burning equipment. See the control measure evaluations for Rules 4306, 4307, 4308, 4309, 4352, and 4703 for more specific information about the individual fuel burning equipment source categories.

Emissions Inventory

There is no emissions inventory specific to Rule 4301; see Rules 4306, 4307, 4308, 4309, 4352, and 4703 for the individual emissions inventories.

How does District Rule 4301 compare with federal and state rules and regulations?

Facilities subject to Rule 4301 are subject to various state rules and federal requirements, such as CTG, ACT, NSPS, NESHAP, and MACT. However, as previously mentioned, several District rules have superseded Rule 4301 with more stringent requirements. Comparisons of those District rules to the applicable federal and state rules are discussed within those control measure evaluations.

How does District Rule 4301 compare to rules in other air districts?

There are no analogous rules in BAAQMD, SMAQMD, and VCAPCD.

SCAQMD

- Rule 474 (Fuel Burning Equipment—Oxides of Nitrogen)

The District evaluated the requirements contained within SCAQMD's Rule 474 and found no requirements that were more stringent than those already in Rule 4301.

Evaluation Findings

District Rule 4301 alone cannot be considered to fulfill BACM/MSM requirements for this source category. The NO_x requirements of this rule have been superseded by the requirements of other District rules that satisfy BACM/MSM for fuel burning equipment since all units subject to Rule 4301 are subject to a more specific NO_x rule discussed elsewhere in this appendix. See the control measure evaluations for Rules 4306, 4307, 4308, 4309, 4352, and 4703.

C.7 RULE 4306 AND RULE 4320 ADVANCED EMISSION REDUCTION OPTIONS FOR BOILERS, STEAM GENERATORS, AND PROCESS HEATERS GREATER THAN 5.0 MMBTU/HR

Discussion

Rules 4306 and 4320 apply to any gaseous fuel or liquid fuel fired boiler, steam generator, or process heater with a total rated heat input greater than 5 million British thermal units per hour (MMBtu/hr). The purpose of these rules is to limit NO_x and carbon monoxide (CO) emissions from boilers, steam generators, and process heaters of this size range.

Rule 4320 is the third generation rule for this source category. The first District rule for this source category, Rule 4305 (Boilers, Steam Generators, and Process Heaters), was adopted on December 16, 1993. Rule 4305 was superseded by Rule 4306 (Boilers, Steam Generators, and Process Heaters – Phase 3) on September 18, 2003 to implement a NO_x control measure from the District's ozone and PM₁₀ attainment plans, lowering the NO_x emissions limits in Rule 4305. Since adoption, Rule 4306 has been amended twice.

The amendment of Rule 4306 in October 2008 was initially proposed to lower the NO_x emission limit from 9 ppmv to 6 ppmv for units greater than 20 MMBtu/hr. It was determined that the proposed NO_x limits could be accomplished by using selective catalytic reduction (SCR) or a combination of SCR and ultra-low NO_x burners (ULNBs), thus making the lower limits technologically feasible. However, through the public workshop process and additional research it was also determined that most of the units subject to Rule 4306 have undergone several generations of NO_x controls, and consequently, certain applications of SCR may not be cost effective and/or technological infeasible because of physical limitations. Therefore, the lower NO_x limits were included in new Rule 4320 and an option was provided in the rule that allows for the payment of an annual emissions fee based on total actual emissions, rather than installation of additional NO_x controls. These fees are used by the District to achieve cost effective NO_x reductions through District incentive programs, the District's Technology Advancement Program, and other routes. The previous versions of Rule 4305 and 4306 combined with the implementation of Rule 4320 achieve approximately 96% control of NO_x emissions from this source category.

The implementation of Rule 4320 does not substitute the requirements of Rule 4306, but enforces requirements supplementary to Rule 4306. As such, this evaluation is applicable to both Rule 4306 and Rule 4320.

Source Category

Facilities with units subject to this rule represent a wide range of industries, including but not limited to electrical utilities, cogeneration, oil and gas production, petroleum refining, manufacturing and industrial processes, food and agricultural processing, and service and commercial facilities.

To recognize the operational and technical differences between different types of equipment subject to Rules 4306 and 4320, the different equipment types were separated into several major categories, with different requirements, including the following:

- Units with a total rated heat input greater than 5.0 MMBtu/hr to 20.0 MMBtu/hr
- Units with a total rated heat input greater than 20.0 MMBtu/hr
- Oilfield steam generators of all ratings and fuel types
- Refinery units of all ratings and fuel types
- Low-use units limited by a Permit to Operate to an annual heat input greater than 1.8 billion Btu/year but less than or equal to 30 billion Btu/year
- Units at a wastewater treatment facility using less than 50% PUC quality fuel
- Small specialty units operated by a small producer

Emissions Inventory

Pollutant	2012	2013	2014	2015	2016	2017	2018	2019	2020
<i>Annual Average - Tons per day</i>									
PM2.5	1.27	1.25	1.23	1.21	1.19	1.17	1.14	1.13	1.10
NOx	1.93	1.83	1.72	1.61	1.56	1.51	1.46	1.41	1.36
SOx	0.60	0.59	0.24	0.24	0.23	0.23	0.23	0.22	0.22
<i>Winter Average - Tons per day</i>									
PM2.5	1.25	1.24	1.21	1.19	1.17	1.15	1.13	1.11	1.09
NOx	1.88	1.78	1.68	1.57	1.51	1.47	1.42	1.38	1.32
SOx	0.58	0.57	0.24	0.23	0.23	0.23	0.22	0.21	0.21

As detailed in Chapter 5, the significance thresholds for source categories for the purpose of evaluating the application of BACM and MSM requirements are 1.4 tons per day (tpd) for PM2.5 combustion emissions, 13.1 tons per day (tpd) for NOx, and 1.0 tpd for SOx. As identified in the above table, emissions from boilers, steam generators, and process heaters greater than 5.0 MMBtu/hr are lower than the BACM/MSM significance thresholds. Therefore, the Clean Air Act does not require a control measure evaluation for this source category for the purpose of satisfying BACM/MSM requirements; however, the District has still conducted a full control measure evaluation for this source category.

How does District Rule 4306/4320 compare with federal and state rules and regulations?

Federal Regulations

There are no EPA CTG requirements for this source category.

ACT

- EPA-453/R-93-034 (Alternative Control Techniques Document – NOx emissions from Process Heaters)

The District evaluated the requirements contained within the ACT for NOx Emissions from Process Heaters and found no requirements that were more stringent than those already in Rules 4306 and 4320.

- EPA-453/R-93-022 (Alternative Control Techniques Document – NOx Emissions from Industrial/Commercial/Institutional Boilers)

The District evaluated the requirements contained within the ACT for NOx Emissions from Industrial/Commercial/Institutional Boilers and found no requirements that were more stringent than those already in Rules 4306 and 4320.

- EPA-453/R-93-023 (Alternative Control Techniques Document – NOx Emissions from Utility Boilers)

The District evaluated the requirements contained within the ACT for NOx Emissions from Utility Boilers and found no requirements that were more stringent than those already in Rules 4306 and 4320.

NSPS

- 40 CFR 60 Subpart D (Standards of Performance for Fossil-Fuel Fired Steam Generators for Which Construction Is Commenced After August 17, 1971)

The District evaluated the requirements contained within 40 CFR 60 Subpart D and found no requirements that were more stringent than those already in Rules 4306 and 4320.

- 40 CFR 60 Subpart Db (Standards of Performance for Industrial-Commercial-Institutional Steam Generating Units)

The District evaluated the requirements contained within 40 CFR 60 Subpart Db and found no requirements that were more stringent than those already in Rules 4306 and 4320.

- 40 CFR 60 Subpart Dc (Standards of Performance for Small Industrial- Commercial-Institutional Steam Generating Units)

The District evaluated the requirements contained within 40 CFR 60 Subpart Dc and found no requirements that were more stringent than those already in Rules 4306 and 4320.

NESHAP/ MACT

- 40 CFR 63 Subpart DDDDD (NESHAP for Major Sources: Industrial, Commercial, and Institutional Boilers and Process Heaters)

40 CFR 63 Subpart DDDDD was amended on January 31, 2013 to include new emission limits for PM, CO, and total selective metals (TSM), replace numeric dioxin

emission limits with work practice standards, add new subcategories of facilities, and add alternative monitoring approaches for compliance with the PM limit. The PM limit in District Rule 4320 is more stringent for liquid fuels because it only allows liquid fuels to be burned during PUC quality natural gas curtailment periods. It is equivalent to DDDDD for all gasses burned except for gasses exceeding $40 \mu\text{g}/\text{m}^3$ of mercury.

The District evaluated the requirements contained within the above NESHAP and found no requirements that were more stringent than those already in Rules 4306 and 4320.

State Regulations

There are no state regulations applicable to this source category.

How does District Rule 4306/4320 compare to rules in other air districts?

SCAQMD

- Rule 1146 (Emissions of Nitrogen from Industrial, Institutional, and Commercial Boilers, Steam Generators, and Process Heaters)

SCAQMD Rule 1146 was amended on November 1, 2013 to include rule language clarifications and revisions to address SIP creditability issues. None of the amendments affected emissions reductions.

The District evaluated the requirements contained within SCAQMD's Rule 1146 and found no requirements that were more stringent than those already in Rules 4306 and 4320.

BAAQMD

- Regulation 9 Rule 7 (Nitrogen Oxides and Carbon Monoxide from Industrial, Institutional and Commercial Boilers, Steam Generators and Process Heaters)

The District evaluated the requirements contained within BAAQMD's Regulation 9 Rule 7 and found no requirements that were more stringent than those already in Rules 4306 and 4320.

- Regulation 9 Rule 10 (Nitrogen Oxides and Carbon Monoxide from Boilers, Steam Generators and Process Heaters in Petroleum Refineries)

The District evaluated the requirements contained within BAAQMD's Regulation 9 Rule 10 and found no requirements that were more stringent than those already in Rules 4306 and 4320.

SMAQMD

- Rule 411 (NOx from Boilers, Process Heaters and Steam Generators)

The District evaluated the requirements contained within SMAQMD's Rule 411 and found no requirements that were more stringent than those already in Rules 4306 and 4320.

VCAPCD

- Rule 74.15 (Boilers, Steam Generators and Process Heaters)

The District evaluated the requirements contained within VCAPCD's Rule 74.15 and found no requirements that were more stringent than those already in Rules 4306 and 4320.

Additional Emission Reduction Opportunities

Over the years, the District has adopted numerous generations of rules and rule amendments for boilers greater than 5 MMBtu/hr that have significantly reduced NOx and PM emissions from this source category. The emissions inventory for NOx from these boilers has dropped from 40.2 tpd in 1993 to 1.61 tpd in 2015. As part of these regulatory efforts, hundreds of boilers in the Valley have been equipped with the best available NOx and PM control technologies. Given the significant effort already made to reduce emissions from this source category, there are little remaining opportunities for obtaining additional emissions reductions.

Low Temperature Oxidation

The District researched emerging technologies that may have the potential to reduce emissions. A Low Temperature Oxidation (LTO) System was installed at a dairy in the SCAQMD and was able to reach NOx limits between 1.0- 3.2 ppmv for loads 4.1-13 MMBtu/hr. The LTO system utilizes ozone to oxidize and control various pollutants, including NOx. According to the SCAQMD BACT database information, capital and installation costs ranged from \$360,000 - \$400,000 for the LTO system when it was installed in 1997.²² Installation within the South Coast region was heavily subsidized with government funding and the installation costs appear cost prohibitive for an installation that is not subsidized. In addition, the LTO system is classified as "Other Technologies" in the SCAQMD BACT guidelines, which means that the technology has not met the achieved in practice (AIP) criteria of six months of continuous operation at a minimum of 50% operating capacity and does not qualify as the lowest achievable emission rate (LAER). Since the technology has not been achieved in practice and cost prohibitive without significant subsidies, this is not a feasible opportunity at this time.

EMx

The District researched the potential for emissions reductions through EMx, the second generation of the SCONOx technology that is a post-combustion control that reduces NOx, SOx, CO, and volatile organic compound (VOC) emissions. This technology has not been AIP in the District and there is no available data that indicates that SCONOx or EMx has been installed on boilers even though the manufacturer's website states that the technology is transferrable to industrial boilers. Based on research of the best available controls from EPA and other air districts, the SCONOx and EMx systems have only been utilized by power plants for control of turbine emissions. In fact, cost effectiveness analyses conducted by the District for the installation of SCONOx/EMx

²² South Coast Air Quality Management District. (2012). *SCAQMD Best Available Control Technology (BACT) Database*.

units on large power plant turbine installations within the Valley have been found to not be cost effective. Given the high cost effectiveness demonstrated for turbines and lack of demonstrated practice with boilers, this technology is not feasible or cost effective for reducing emissions from this category.

PM_{2.5} Limits for Alternative Fuels

The majority of boilers (>5 MMBtu/hr) in the Valley combust Public Utilities Commission (PUC) quality natural gas, which contains a very low sulfur content and inherently has low emissions. Few boilers in the Valley use alternative fuels for their combustion processes. Alternative fuels include digester gas, produced gas, and liquid fuel. Units fired on digester gas or produced gas are already required to use inlet gas scrubbers to meet District rule requirements. Current rule language requires that liquid fuel shall be used only during a PUC-quality natural gas curtailment period provided it contains no more than 15 ppm sulfur. While the use of liquid fuel is strictly limited, the feasibility of reducing PM emissions through adding PM_{2.5} limits for units using liquid fuel was explored as part of the District's comprehensive control measure evaluation.

There are 83 units that are permitted to utilize liquid fuel in the Valley (>5 MMBtu/hr) during a natural gas curtailment with an average combined emissions inventory of approximately 0.034 tons per year of total PM. The low emissions inventory is attributed to the fact that these units either utilize liquid fuel as a backup if there is a natural gas curtailment. The following three technologies were researched as potential opportunities to reduce PM emissions: baghouses, electrostatic precipitators (ESPs), and wet scrubbers. Baghouses control total PM and PM_{2.5} emissions by 90-99%; ESPs control total PM and PM_{2.5} emissions by 90-99%; and wet scrubbers control large particulates (>PM₅) by 99% and PM_{2.5} emissions by approximately 50%.²³ Currently, there are a few crude oil-fired or field gas-fired steam generators operating in crude oil production facilities that are required by their permits to operate SO_x scrubbers and ESPs. However, baghouses are typically not used with liquid-fired boilers due to the potential clogging of the baghouse²⁴ and are therefore not a recommended technology due to infeasibility and safety issues.

²³ Northeast States for Coordinated Air Use Management. (November 2008) *Applicability and Feasibility of NO_x, SO₂, and PM Emissions Control Technologies for Industrial, Commercial, and Institutional (ICI) Boilers*. Retrieved from <http://www.google.com/url?sa=t&rct=j&q=&esrc=s&source=web&cd=1&cad=rja&uact=8&ved=0CB8QFjAA&url=http%3A%2F%2Fwww.nescaum.org%2Fdocuments%2Fici-boilers-20081118-final.pdf%2F&ei=7nfvVlivFai1sAT07IHIAg&usq=AFQjCNFBdQn7MVAibSTZlbHV7-ojXkVIXQ&bvm=bv.86956481.d.cWc>.

²⁴ Northeast States for Coordinated Air Use Management. (November 2008) *Applicability and Feasibility of NO_x, SO₂, and PM Emissions Control Technologies for Industrial, Commercial, and Institutional (ICI) Boilers*. Retrieved from <http://www.google.com/url?sa=t&rct=j&q=&esrc=s&source=web&cd=1&cad=rja&uact=8&ved=0CB8QFjAA&url=http%3A%2F%2Fwww.nescaum.org%2Fdocuments%2Fici-boilers-20081118-final.pdf%2F&ei=7nfvVlivFai1sAT07IHIAg&usq=AFQjCNFBdQn7MVAibSTZlbHV7-ojXkVIXQ&bvm=bv.86956481.d.cWc>.

PM Potential Emissions Reductions for an ESP and Scrubber

For the purposes of these calculations, the following assumptions were made:

1. For simplicity, the analysis will evaluate the cost effectiveness of these technologies for total PM reductions from liquid fuel fired units.
2. The PM control efficiency of an ESP is 99%.
3. The PM control efficiency of a scrubber is 99%.

Potential Emissions Reductions_(ESP) = (Total PM Emissions) x (Control Efficiency)

Potential Emissions Reduction_(ESP) = 0.034 tons/year X 0.99

Potential Emissions Reduction_(ESP) = 0.0337 tons/ year (tpy)

Potential Emissions Reductions_(scrubber) = (Total PM Emissions) x (Control Efficiency)

Potential Emissions Reduction_(scrubber) = 0.034 tons/year X 0.99

Potential Emissions Reduction_(scrubber) = 0.0337 tons/ year (tpy)

Annualized Cost of an ESP and Wet Scrubber

The capital cost for the installation of an ESP for a 1-5 MMBtu/hr boiler ranges from \$90,000 - \$100,000 and the annual maintenance cost is \$1,000-\$2,000.²⁵ For the wet scrubber system, EPA estimated the annualized cost at \$5,300-\$102,000 per sm³/sec at an average air flow rate of 0.7-47 sm³/sec.²⁶ The District used the following assumptions in the cost effectiveness calculations:

1. The capital cost of an ESP for a 5 MMBtu/hr boiler is assumed to be \$100,000.
2. The annual maintenance cost of an ESP for a 5 MMBtu/hr boiler is assumed to be \$2,000.
3. The annualized cost of a wet scrubber system is assumed to be the median of the range above (\$53,650 per sm³/sec).
4. The average air flow rate for a wet scrubber system is assumed to be the median of the range above (23.85 sm³/sec).
5. The total capital and maintenance cost of an ESP will be calculated by multiplying the cost of 1 unit by the total number of units.
6. The total annualized cost of a wet scrubber will be calculated by multiplying the annualized cost of 1 unit by the total number of units.
7. Lifetime of the ESP is 10 years at 10% interest. To account for this, the annualized capital cost will be calculated by multiplying the total capital cost by the capital recovery factor of 0.1627 and adding the annual maintenance costs.

Annual Cost_(ESP) = (Total Capital Cost) x (0.1627) + (Annual Maintenance Cost x 83)

Annual Cost_(ESP) = (\$100,000 x 83) x (0.1627) + (\$2,000 x 83)

Annual Cost_(ESP) = \$1,516,410/year

²⁵ Catherine Roberts. (March 2009) *Information on Air Pollution Control Technology for Woody Biomass Boilers*. Environmental Protection Agency Office of Air Quality Planning and Standards and Northeast States for Coordinated Air Use Management.

²⁶ EPA. (2002). *Air Pollution Control Technology Fact Sheet: Spray-Chamber/Spray-Tower Wet Scrubber*. Retrieved from <http://www.epa.gov/ttnca1/dir1/fsprytwr.pdf>.

$$\begin{aligned}\text{Annual Cost}_{(\text{scrubber})} &= (\text{Annualized Cost of 1 unit}) \times (\text{Number of Units}) \times (\text{Avg. Flow Rate}) \\ \text{Annual Cost}_{(\text{scrubber})} &= (\$53,650/\text{sm}^3/\text{sec}) \times (83) \times (23.85 \text{ sm}^3/\text{sec}) \\ \text{Annual Cost}_{(\text{scrubber})} &= \$106,202,858/\text{year}\end{aligned}$$

Cost Effectiveness of an ESP and Wet Scrubber

Cost Effectiveness = Annual Cost / Annual Emissions Reductions

$$\begin{aligned}\text{Cost Effectiveness}_{(\text{ESP})} &= (\$1,516,410/\text{year}) / (0.0337 \text{ tons}/\text{year}) \\ \text{Cost Effectiveness}_{(\text{ESP})} &= \$44,997,329/\text{ton of PM}\end{aligned}$$

$$\begin{aligned}\text{Cost Effectiveness}_{(\text{scrubber})} &= (\$106,202,858/\text{year}) / (0.0337 \text{ tons}/\text{year}) \\ \text{Cost Effectiveness}_{(\text{scrubber})} &= \$3,151,420,104/\text{ton of PM}\end{aligned}$$

As illustrated above, neither PM control technology is a cost effective option for this source category. The cost of the ESP technology does not include costs of retrofitting equipment and/or the facility or compliance monitoring costs, which would drive the cost effectiveness up even more.

Evaluation Findings

Even though boilers, steam generators, and process heaters greater than 5.0 MMBtu/hr are not a significant source of NOx, or SOx in the Valley, the District has evaluated all potential control technologies and all control technologies achieved in practice in other areas or included in other state implementation plans. As demonstrated above, Rule 4306 and 4320 currently have in place the most stringent measures feasible to implement in the Valley and therefore meet or exceed both BACM and MSM requirements for this source category. As the District continues to develop new attainment plans that address more stringent National Ambient Air Quality Standards, the District will continue to evaluate potential opportunities to reduce emissions from this source category in the Valley.

C.8 RULE 4307 BOILERS, STEAM GENERATORS AND PROCESS HEATERS– 2.0 MMBTU/HR TO 5.0 MMBTU/HR

Discussion

This rule applies to any gaseous fuel or liquid fuel fired boiler, steam generator, or process heater with a total rated heat input of 2.0 million British thermal units per hour (MMBtu/hr) up to and including 5.0 MMBtu/hr. The purpose of this rule is to limit emissions of NO_x, carbon monoxide (CO), sulfur dioxide (SO₂), and particulates from units subject to this rule.

Rule 4307 was adopted on December 15, 2005 to establish emissions limits and control requirements for these units which were previously exempt because of their smaller size. Since its adoption, the rule has been amended three times. The October 2008 amendments strengthened the rule by removing some exemptions, imposing NO_x limits of 9 or 12 ppmv for new and replacement units, and adding a menu-approach for particulate matter control that also encompasses SO_x controls. The rule was amended again in 2011 to specifically incorporate tree nut pasteurizers as a separate type of unit. EPA published a direct final approval of the 2011 amendments to Rule 4307 on February 12, 2015 and deemed this rule as being at least as stringent as established RACT requirements. NO_x emissions have been controlled by over 84% for units in this source category.

Source Category

Based on District permits information, there are currently 540 permitted and Permit-Exempt Equipment Registration (PEER) units subject to Rule 4307 requirements. Facilities with units subject to this rule represent a wide range of industries, including but not limited to, medical facilities, educational institutions, office buildings, prisons, military facilities, hotels, and industrial facilities.

Emissions Inventory

Pollutant	2012	2013	2014	2015	2016	2017	2018	2019	2020
<i>Annual Average - Tons per day</i>									
PM2.5	0.32	0.32	0.31	0.30	0.30	0.29	0.29	0.28	0.28
NO _x	0.49	0.46	0.43	0.41	0.39	0.38	0.37	0.36	0.34
SO _x	0.15	0.15	0.06	0.06	0.06	0.06	0.06	0.06	0.06
<i>Winter Average - Tons per day</i>									
PM2.5	0.32	0.31	0.31	0.30	0.30	0.29	0.28	0.28	0.27
NO _x	0.47	0.45	0.42	0.40	0.38	0.37	0.36	0.35	0.33
SO _x	0.15	0.14	0.06	0.06	0.06	0.06	0.06	0.05	0.05

As detailed in Chapter 5, the significance thresholds for source categories for the purpose of evaluating the application of BACM and MSM requirements are 1.4 tons per day (tpd) for PM_{2.5} combustion, 13.1 tpd for NO_x, and 1.0 tpd for SO_x. As identified in the above table, emissions from boilers, steam generators, and process heaters 2.0 to 5.0 MMBtu/hr are lower than the BACM/MSM significance thresholds. Therefore, the

Clean Air Act does not require a control measure evaluation for this source category for the purpose of satisfying BACM/MSM requirements; however, the District has still conducted a full control measure evaluation for this source category.

How does District Rule 4307 compare with federal and state rules and regulations?

Federal Regulations

There are no EPA CTG or NSPS requirements for this source category.

ACT

- EPA-453/R-93-034 (Alternative Control Techniques Document-NOx Emissions from Process Heaters)

The District evaluated the requirements contained within the ACT for NOx Emissions from Process Heaters and found no requirements that were more stringent than those already in Rule 4307.

- EPA-453/R-94-022 (Alternative Control Techniques Document-NOx Emissions from Industrial/Commercial/Institutional Boilers)

The District evaluated the requirements contained within the ACT for NOx Emissions from Industrial/Commercial/Institutional Boilers and found no requirements that were more stringent than those already in Rule 4307.

- EPA-453/R-94-023 (Alternative Control Techniques Document-NOx Emissions from Utility Boilers)

The District evaluated the requirements contained within the ACT for NOx Emissions from Utility Boilers and found no requirements that were more stringent than those already in Rule 4307.

NESHAP/ MACT

- 40 CFR 63 Subpart DDDDD (NESHAP for Major Sources: Industrial, Commercial, and Institutional Boilers and Process Heaters)

40 CFR 63 Subpart DDDDD was amended on January 31, 2013 to include new emission limits for PM, CO, and total selective metals (TSM), replace numeric dioxin emission limits with work practice standards, add new subcategories of facilities, and add alternative monitoring approaches for compliance with the PM limit. The PM limits in 40 CFR 63 Subpart DDDDD would not apply to Rule 4307 sources. Subpart DDDDD contains alternative requirements for units less than 10 MMBtu/hr and requires tuning every 2-5 years.

The District evaluated the requirements contained within 40 CFR 63 Subpart DDDDD and found no requirements that were more stringent than those already in Rule 4307.

State Regulations

There are no state regulations applicable to this source category.

How does District Rule 4307 compare to rules in other air districts?

SCAQMD

- Rule 1146.1 (Emissions of Oxides of Nitrogen from Small Industrial, Institutional, and Commercial Boilers, Steam Generators, and Process Heaters)

The District evaluated the requirements contained within SCAQMD's Rule 1146.1 and found no requirements that were more stringent than those already in Rule 4307.

BAAQMD

- Regulation 9 Rule 7 (Nitrogen Oxides and Carbon Monoxide from Industrial, Institutional, and Commercial Boilers, Steam Generators, and Process Heaters)

The District evaluated the requirements contained within BAAQMD's Regulation 9 Rule 7 and found no requirements that were more stringent than those already in Rule 4307.

- Regulation 9 Rule 10 (Nitrogen Oxides and Carbon Monoxide from Boilers, Steam Generators and Process Heaters in Petroleum Refineries)

The District evaluated the requirements contained within BAAQMD's Regulation 9 Rule 10 and found no requirements that were more stringent than those already in Rule 4307.

SMAQMD

- Rule 411 (NOx from Boilers, Process Heaters and Steam Generators)

The District evaluated the requirements contained within SMAQMD's Rule 411 and found no requirements that were more stringent than those already in Rule 4307.

VCAPCD

- Rule 74.15.1 (Boilers, Steam Generators, and Process Heaters)

The District evaluated the requirements contained within VCAPCD's Rule 74.15.1 and found no requirements that were more stringent than those already in Rule 4307.

Additional Emission Reduction Opportunities

The District has adopted numerous rule amendments over the years for boilers that have significantly reduced emissions from units subject to Rule 4307. Most units subject to Rule 4307 are fired on Public Utilities Commission (PUC) quality natural gas, and are inherently low-emitters of SOx and PM2.5 emissions. The NOx limits implemented through Rule 4307 and its amendments will reduce emissions from over 1,000 small (2-5 MMBtu/hr) boilers in the Valley when fully implemented, including from units that were previously exempt. As a result of these regulatory efforts, the emissions inventory for NOx from these boilers has dropped from 3.81 tpd in 2005 to 0.41 tpd in

2015. Additional emissions reductions are forthcoming with existing Rule 4307 as additional compliance dates are approaching in 2016. Given the significant efforts and investments already made to reduce emissions from this source category, there are little remaining opportunities for obtaining additional emissions reductions.

EMx as Potential Control

The District researched post-combustion controls such as EMx, the second generation of the SCONOX technology that reduces NO_x, SO_x, CO, and volatile organic compound (VOC) emissions. This technology has not been achieved in practice (AIP) in the District and there is no available data that indicates that SCONOX or EMx has been installed on boilers, particularly in this size range, even though the manufacturer's website states that the technology is transferrable to industrial boilers. Based on research of the best available controls from EPA and other air districts, the SCONOX and EMx systems have only been utilized by power plants for the control of turbine emissions. In fact, cost effectiveness analyses conducted by the District for the installation of SCONOX/EMx units on large power plant turbine installations within the Valley have shown that this technology is not cost effective. Given the high cost effectiveness demonstrated for turbines and lack of demonstrated practice with boilers, this technology is not feasible or cost effective for reducing emissions from this category.

PM_{2.5} Limits for Alternative Fuels

The majority of boilers (2-5 MMBtu/hr) in the Valley combust PUC-quality natural gas; PUC natural gas contains a very low sulfur content and inherently has low emissions. Few boilers in the Valley use alternative fuels for their combustion processes. Alternative fuels include digester gas, produced gas, and liquid fuel. Units fired on digester gas or produced gas are already required to use inlet gas scrubbers to meet District rule requirements. Current rule language requires that on and after July 1, 2015 liquid fuel shall be used only during a PUC quality natural gas curtailment period provided it contains no more than 15 ppm sulfur. While the currently limited use of liquid fuel will become even more strictly limited by July 2015, the feasibility of reducing PM emissions through adding PM_{2.5} limits for units using liquid fuel was explored as part of the District's comprehensive control measure evaluation.

There are 24 liquid fuel fired units in the Valley (2-5 MMBtu/hr) with an average combined emissions inventory of approximately 0.00077 tons per year of total PM. The low emissions inventory is attributed to the fact that these units either utilize liquid fuel as a backup if there is a natural gas curtailment or are minimally operated units. The following three technologies were evaluated as potential control options for reducing PM emissions: baghouses, electrostatic precipitators (ESPs), and wet scrubbers. Baggouses control total PM and PM_{2.5} emissions by 90-99%; ESPs control total PM and PM_{2.5} emissions by 90-99%; and wet scrubbers control large particulates (>PM₅) by 99% and PM_{2.5} emissions by approximately 50%.²⁷ However, baghouses are

²⁷ Northeast States for Coordinated Air Use Management. (November 2008) *Applicability and Feasibility of NO_x, SO₂, and PM Emissions Control Technologies for Industrial, Commercial, and Institutional (ICI) Boilers*. Retrieved from

typically not used with liquid-fired boilers due to the potential clogging of the baghouse and are therefore not a recommended technology due to infeasibility and safety issues.²⁸

PM Potential Emissions Reductions for an ESP and Scrubber

For the purposes of these calculations, the following assumptions were made:

1. For simplicity, the analysis will evaluate the cost effectiveness of these technologies for total PM reductions from liquid fuel fired units.
2. The PM control efficiency of an ESP is 99%.
3. The PM control efficiency of a scrubber is 99%.

Potential Emissions Reductions_(ESP) = (Total PM Emissions) x (Control Efficiency)

Potential Emissions Reductions_(ESP) = 0.00077 tons/year X 0.99

Potential Emissions Reductions_(ESP) = 0.00076 tons/ year (tpy)

Potential Emissions Reductions_(scrubber) = (Total PM Emissions) x (Control Efficiency)

Potential Emissions Reductions_(scrubber) = 0.00077 tons/year X 0.99

Potential Emissions Reductions_(scrubber) = 0.00076 tons/ year (tpy)

Annualized Cost of an ESP and Wet Scrubber

The capital cost for the installation of an ESP for a 1-5 MMBtu/hr boiler ranges from \$90,000 - \$100,000 and the annual maintenance cost is \$1,000-\$2,000.²⁹ For the wet scrubber system, EPA estimated the annualized cost at \$5,300-\$102,000 per sm³/sec at an average air flow rate of 0.7- 47 sm³/sec.³⁰ The following assumptions were made for this cost effectiveness analysis:

1. The capital cost of an ESP is assumed to be the median of the range above (\$95,000).
2. The annual maintenance cost of an ESP is assumed to be the median of the range above (\$1,500).

<http://www.google.com/url?sa=t&rct=j&q=&esrc=s&source=web&cd=1&cad=rja&uact=8&ved=0CB8QFjAA&url=http%3A%2F%2Fwww.nescaum.org%2Fdocuments%2Ffici-boilers-20081118-final.pdf%2F&ei=7nfvVlivFai1sAT07IHIAg&usq=AFQjCNFBdQn7MVAibSTZlbHV7-ojXkVIXQ&bvm=bv.86956481.d.cWc>

²⁸ Northeast States for Coordinated Air Use Management. (November 2008) *Applicability and Feasibility of NOx, SO2, and PM Emissions Control Technologies for Industrial, Commercial, and Institutional (ICI) Boilers*. Retrieved from

<http://www.google.com/url?sa=t&rct=j&q=&esrc=s&source=web&cd=1&cad=rja&uact=8&ved=0CB8QFjAA&url=http%3A%2F%2Fwww.nescaum.org%2Fdocuments%2Ffici-boilers-20081118-final.pdf%2F&ei=7nfvVlivFai1sAT07IHIAg&usq=AFQjCNFBdQn7MVAibSTZlbHV7-ojXkVIXQ&bvm=bv.86956481.d.cWc>

²⁹ Catherine Roberts. (March 2009) *Information on Air Pollution Control Technology for Woody Biomass Boilers*. Environmental Protection Agency Office of Air Quality Planning and Standards and Northeast States for Coordinated Air Use Management.

³⁰ EPA. (2002). *Air Pollution Control Technology Fact Sheet: Spray-Chamber/Spray-Tower Wet Scrubber*. Retrieved from <http://www.epa.gov/ttnca1/dir1/fsprytwr.pdf>.

3. The annualized cost of a wet scrubber system is assumed to be the median of the range above (\$53,650 per sm^3/sec).
4. The average air flow rate for a wet scrubber system is assumed to be the median of the range above ($23.85 \text{ sm}^3/\text{sec}$).
5. The total capital and maintenance cost of an ESP will be calculated by multiplying the cost of 1 unit by the total number of units.
6. The total annualized cost of a wet scrubber will be calculated by multiplying the annualized cost of 1 unit by the total number of units.
7. Lifetime of the ESP is 10 years at 10% interest. To account for this, the annualized capital cost will be calculated by multiplying the total capital cost by the capital recovery factor of 0.1627 and adding the annual maintenance costs.

Annual Cost_(ESP) = (Total Capital Cost) x (0.1627) + (Annual Maintenance Cost)

Annual Cost_(ESP) = (\$95,000 x 24) x (0.1627) + (\$1,500 x 24)

Annual Cost_(ESP) = \$406,956/year

Annual Cost_(scrubber) = (Annualized Cost of 1 unit) x (Number of Units) x
(Average Flow Rate)

Annual Cost_(scrubber) = (\$53,650/ sm^3/sec) x (24) x ($23.85 \text{ sm}^3/\text{sec}$)

Annual Cost_(scrubber) = \$30,709,260/ year

Cost Effectiveness of an ESP and Wet Scrubber

Cost Effectiveness = Annual Cost / Annual Emissions Reductions

Cost Effectiveness_(ESP) = (\$406,956/year) / (0.00076 tons/ year)

Cost Effectiveness_(ESP) = \$535,468,421/ton of PM

Cost Effectiveness_(scrubber) = (\$30,709,260/year) / (0.00076 tons/ year)

Cost Effectiveness_(scrubber) = \$40,406,921,053/ton of PM

As illustrated above, neither PM control technology is a cost effective option for this source category. The cost of the ESP technology does not include costs of retrofitting equipment and/or the facility or compliance monitoring costs, which would drive the cost effectiveness up even more.

Evaluation Findings

Even though boilers, steam generators, and process heaters 2.0 to 5.0 MMBtu/hr are not a significant source of PM_{2.5}, NO_x, or SO_x in the Valley, the District has evaluated all potential control technologies and all control technologies achieved in practice in other areas or included in other state implementation plans. As demonstrated above, Rule 4307 currently has in place the most stringent measures feasible to implement in the Valley and therefore meets or exceeds both BACM and MSM requirements for this source category. As the District continues to develop new attainment plans that address more stringent National Ambient Air Quality Standards, the District will continue to evaluate potential opportunities to reduce emissions from this source category in the Valley.

C.9 RULE 4308 BOILERS, STEAM GENERATORS AND PROCESS HEATERS– 0.075 MMBTU/HR TO LESS THAN 2.0 MMBTU/HR

Discussion

This rule applies to any person who supplies, sells, offers for sale, installs, or solicits the installation of any boiler, steam generator, process heater or water heater with a rated heat input capacity greater than or equal to 0.075 MMBtu/hr and less than 2.0 MMBtu/hr. The purpose of this rule is to limit NOx and carbon monoxide (CO) emissions from units within this source category. As a point of sale rule, Rule 4308 achieves emissions reductions as units subject to the rule are replaced over time. This rule has resulted in more than 93% control of emissions from this source category.

Rule 4308 was adopted on October 20, 2005 to establish NOx emissions limits for these units which were previously exempt from District regulations because of their small size. The rule was amended in December 2009 to lower the NOx emissions limits to 20 ppmv for units fired on natural gas, with the exception of instantaneous water heaters and pool heaters greater than or equal to 0.075 MMBtu/hr but less than or equal to 0.4 MMBtu/hr. In 2013, the District determined that a 20 ppmv limit was now technologically feasible and cost effective for instantaneous water heaters 0.075 MMBtu/hr to 0.4 MMBtu/hr; as such, that emission limit was lowered during the November 2013 amendment of Rule 4308. EPA published a direct final approval the 2013 amendments to Rule 4308 on February 12, 2015.

Source Category

Units subject to Rule 4308 are used in settings including, but not limited to, apartment buildings, large homes, small businesses, commercial buildings, manufacturing facilities, government facilities, restaurants, hotels, hospitals, educational institutions, and religious organizations. Affected persons include water heater manufacturers, plumbing wholesalers, supply stores, plumbers, contractors, and end-users. This point-of-sale approach allows the District to achieve NOx emission reductions without forcing immediate replacement of existing units to comply with rule requirements and thus placing an undo financial burden on the consumer.

Emissions Inventory

Pollutant	2012	2013	2014	2015	2016	2017	2018	2019	2020
<i>Annual Average - Tons per day</i>									
PM2.5	0.61	0.60	0.59	0.58	0.57	0.56	0.55	0.54	0.53
NOx	0.92	0.87	0.82	0.77	0.74	0.72	0.70	0.67	0.65
SOx	0.28	0.28	0.12	0.11	0.11	0.11	0.11	0.10	0.10
<i>Winter Average - Tons per day</i>									
PM2.5	0.59	0.58	0.57	0.56	0.55	0.54	0.53	0.52	0.51
NOx	0.89	0.84	0.79	0.74	0.72	0.69	0.67	0.65	0.63
SOx	0.28	0.27	0.11	0.11	0.11	0.11	0.10	0.10	0.10

As detailed in Chapter 5, the significance thresholds for source categories for the purpose of evaluating the application of BACM and MSM requirements are 1.4 tons per day (tpd) for PM_{2.5} combustion, 13.1 tpd for NO_x, and 1.0 tpd for SO_x. As identified in the above table, emissions from these units are lower than the BACM/MSM significance thresholds. Therefore, the Clean Air Act does not require a control measure evaluation for this source category for the purpose of satisfying BACM/MSM requirements; however, the District has still conducted a full control measure evaluation for boilers, steam generators, and process heaters 0.075 to 2.0 MMBtu/hr.

How does District Rule 4308 compare with federal and state rules and regulations?

Federal Regulations

There are no EPA CTG, NSPS, NESHAP, or MACT requirements for boilers, steam generators, and process heaters of this size.

ACT

- EPA – 453/R-93-034 (Alternative Control Techniques Document—NO_x Emissions from Process Heaters)

The District evaluated the requirements contained within the ACT for NO_x Emissions from Process Heaters and found no requirements that were more stringent than those already in Rule 4308.

- EPA – 453/R-94-022 (Alternative Control Techniques Document—NO_x Emissions from Industrial/Commercial/ Institutional Boilers)

The District evaluated the requirements contained within the ACT for NO_x Emissions from Industrial/Commercial/Institutional Boilers and found no requirements that were more stringent than those already in Rule 4308.

- EPA – 453/R-94-023 (Alternative Control Techniques Document—NO_x Emissions from Utility Boilers)

The District evaluated the requirements contained within the ACT for NO_x Emissions from Utility Boilers and found no requirements that were more stringent than those already in Rule 4308.

State Regulations

There are no state regulations that apply to this source category.

How does District Rule 4308 compare to rules in other air districts?

SCAQMD

- Rule 1146.2 (Emissions of Oxides of Nitrogen From Large Water Heaters and Small Boilers and Process Heaters)

The District evaluated the requirements contained within SCAQMD's Rule 1146.2 and found no requirements that were more stringent than those already in Rule 4308.

BAAQMD

- Regulation 9 Rule 6 (Nitrogen Oxides Emissions from Natural Gas-Fired Boilers and Water Heaters)

The District evaluated the requirements contained within BAAQMD's Regulation 9 Rule 6 and found no requirements that were more stringent than those already in Rule 4308.

- Regulation 9 Rule 7 (Nitrogen Oxides and Carbon Monoxide from Industrial, Institutional, and Commercial Boilers, Steam Generators, and Process Heaters)

The District evaluated the requirements contained within BAAQMD's Regulation 9 Rule 7 and found no requirements that were more stringent than those already in Rule 4308.

SMAQMD

- Rule 411 (NOx from Boilers, Process Heaters and Steam Generators)

The District evaluated the requirements contained within SMAQMD's Rule 411 and found no requirements that were more stringent than those already in Rule 4308.

- Rule 414 (Water Heaters, Boilers and Process Heaters Rated Less Than 1,000,000 Btu Per Hour)

The District evaluated the requirements contained within SMAQMD's Rule 414 and found no requirements that were more stringent than those already in Rule 4308.

VCAPCD

- Rule 74.11.1 (Large Water Heaters and Small Boilers)

VCAPCD Rule 74.11.1 was amended on September 11, 2012 to implement a 20 ppmv NOx emission limit for all natural gas fired units with a rated heat input of 0.075-1.0 MMBtu/hr, with the exception of pool heaters. All District units 0.075-1.0 MMBtu/hr (with the exception of pool heaters 0.075-0.4 MMBtu/hr) are currently subject to a 20 ppmv NOx emission limit. As such, there are no requirements in VCAPCD Rule 74.11.1 that are more stringent than those already in Rule 4308.

- Rule 74.15.1 (Boilers, Steam Generators, and Process Heaters)

VCAPCD Rule 74.15.1 was also amended on September 11, 2012. The amendments incorporated a 20 ppmv NOx emission limit for natural gas fired units 1-2 MMBtu/hr and other administrative recordkeeping requirements. Rule 4308 contains a 20 ppmv NOx emission limit for all natural gas fired units 1-2 MMBtu/hr so the amendments did not implement any requirements more stringent than the requirements in District Rule 4308. Therefore, there are no requirements in VCAPCD Rule 74.15.1 that are more stringent

than those already in Rule 4308.

Placer County APCD (PCAPCD)

- Rule 247 (Natural Gas-Fired Water Heaters, Small Boilers and Process Heaters)

PCAPCD Rule 247 was amended on February 13, 2014; however, the amendments incorporated the same emission limits contained within District Rule 4308. Therefore, there are no requirements in PCAPCD Rule 247 that are more stringent than those already in Rule 4308.

Additional Emission Reduction Opportunities

Mobile Home Exemption

The District evaluated the possibility of removing the exemption for water heaters used in mobile homes because multiple air districts do not exempt these sources in their analogous rules. However, because those air districts have different rule structures with regards to the size of devices regulated, District Rule 4308 requirements are as stringent as the other districts' rules.

For example, SCAQMD Rule 1146.2 does not regulate mobile home water heaters, per the definition for type 1 units, because they are subject to Rule 1121 (Control of Nitrogen Oxides from Residential Type, Natural Gas-Fired Water Heaters). SCAQMD Rule 1121 regulates units less than 0.075 MMBtu/hr, which is out of the size range of District Rule 4308. Similarly, in SMAQMD Rule 414, mobile home units are regulated in the size range of units less than 0.075 MMBtu/hr. District Rule 4902 (Residential Water Heaters) applies to units less than 0.075 MMBtu/hr and currently regulates mobile home water heaters with the same emission limit contained in SCAQMD and SMAQMD rules. BAAQMD Rule Regulation 9 Rule 6 regulates all units less than 2 MMBtu/hr, essentially combining the requirements of District Rules 4308 and 4902.

In addition, after researching the size of mobile home water heaters, it was found that mobile home water heaters are not available in the 0.075-2.0 MMBtu/hr size range. Four mobile home retailers and three mobile home manufacturers were contacted to inquire about the size of mobile home water heaters. All seven contacts stated that the average size of a mobile home water heater is 30-40 gallons, whereas a 0.075 MMBtu/hr water heater is approximately 80 gallons. One manufacturer and one retailer stated that 50 gallon mobile home water heaters are available but rarely used. If the exemption for mobile home water heaters in Rule 4308 were to be removed, it would not result in any additional emissions reductions since units do not exist in this size range.

Recreational Vehicle Exemption

The District evaluated the potential opportunity to remove the exemption for recreational vehicles (RVs). Stakeholder input indicates that there are very few units in RVs that fall under the size category subject to this rule. Most units in RVs are 12 gallons, which is

significantly smaller than the 80 gallon size of a typical 0.075 MMBtu/hr unit.³¹ Also, RV units are typically not used on a frequent basis and thus are small contributors to the NOx emissions of this source category. Other air districts, such as SCAQMD and BAAQMD, include this exemption in their rules. Removing this exemption would result in little to no emissions reductions because of the lack of units within this size range and the intermittent use of units in RVs.

Evaluation Findings

Even though boilers, steam generators, and process heaters 0.075 to 2.0 MMBtu/hr are not a significant source of PM2.5, NOx, or SOx in the Valley, the District has evaluated all potential control technologies and all control technologies achieved in practice in other areas or included in other state implementation plans. As demonstrated above, Rule 4308 currently has in place the most stringent measures feasible to implement in the Valley and therefore meets or exceeds both BACM and MSM requirements for this source category. As the District continues to develop new attainment plans that address more stringent National Ambient Air Quality Standards, the District will continue to evaluate potential opportunities to reduce emissions from this source category in the Valley.

³¹ SJVAPCD. (2009). *Final Staff Report for Amendments to Rule 4308 (Boilers, Steam Generators, and Process Heaters—0.075 MMBtu/hr to less than 2.0 MMBtu/hr)*.

C.10 RULE 4309 DRYERS, DEHYDRATORS, AND OVENS

Discussion

Rule 4309 is applicable to any dryer, dehydrator, or oven that is fired on gaseous fuel, liquid fuel, or is fired on gaseous and liquid fuel sequentially, and the total rated heat input for the unit is 5.0 million British thermal units per hour (5.0 MMBtu/hr) or greater. The purpose of this rule is to limit NO_x and carbon monoxide (CO) emissions from these units, which result from the combustion of fuel in the burners. The rule enforces NO_x emission limits between 3.5-12 ppmv for four categories of equipment, achieving approximately 34% control of total NO_x emissions.

Rule 4309 was adopted on December 15, 2005 and has not been amended. EPA finalized approval of Rule 4309 on May 30, 2007 and deemed this rule as being at least as stringent as established RACT requirements.

Source Category

Dryers, dehydrators, and ovens are utilized in a broad range of industries. Analyses performed for the rule adoption separated the unit types into four broad industry groups: dehydrators; asphalt/concrete; milk, cheese, and other dairy processing; and other. Dryers, dehydrators, and ovens currently operate either seasonally or year-round depending on the industry and the unit's purpose within the process. There are 126 units subject to this rule, ranging in size from 5.0 MMBtu/hr to 200 MMBtu/hr.

Emissions Inventory

Pollutant	2012	2013	2014	2015	2016	2017	2018	2019	2020
<i>Annual Average - Tons per day</i>									
PM2.5	0.85	0.88	0.90	0.92	0.95	0.98	1.00	1.02	1.04
NO _x	0.20	0.20	0.21	0.22	0.22	0.23	0.24	0.24	0.25
SO _x	0.47	0.48	0.49	0.50	0.52	0.53	0.55	0.56	0.57
<i>Winter Average - Tons per day</i>									
PM2.5	0.80	0.82	0.85	0.87	0.89	0.92	0.95	0.96	0.98
NO _x	0.18	0.18	0.19	0.19	0.20	0.20	0.21	0.21	0.22
SO _x	0.38	0.39	0.40	0.41	0.42	0.43	0.44	0.45	0.46

As detailed in Chapter 5, the significance thresholds for source categories for the purpose of evaluating the application of BACM and MSM requirements are 1.4 tons per day (tpd) for PM_{2.5} combustion, 13.1 tpd for NO_x, and 1.0 tpd for SO_x. As identified in the above table, emissions from dryers, dehydrators, and ovens are lower than the BACM/MSM significance thresholds. Therefore, the Clean Air Act does not require a control measure evaluation for this source category for the purpose of satisfying BACM/MSM requirements; however, the District has still conducted a full control measure evaluation for dryers, dehydrators, and ovens.

How does District Rule 4309 compare with federal and state rules and regulations?

Federal Regulations

There are no EPA CTG, NSPS, NESHAP, or MACT requirements for this source category.

Alternative Control Techniques (ACT)

- EPA – 453/R-94-004 (Alternative Control Techniques Document–NOx Emissions from Cement Manufacturing)

The District evaluated the requirements contained within the ACT for NOx Emissions from Cement Manufacturing and found no requirements that were more stringent than those already in Rule 4309.

State Regulations

There are no state regulations applicable to this source category.

How does District Rule 4309 compare to rules in other air districts?

There are no analogous rules for this source category in BAAQMD, SMAQMD, or VCAPCD.

SCAQMD

- SCAQMD Rule 1147 (NOx Reductions from Miscellaneous Sources)

The District evaluated the requirements contained within SCAQMD's Rule 1147 and found no requirements that were more stringent than those already in Rule 4309.

Additional Emission Reduction Opportunities

The adoption of Rule 4309 has considerably reduced NOx and PM emissions from this source category. The emissions inventory for NOx from dryers, dehydrators, and ovens has dropped from 1.93 tpd in 2005 to 0.20 tpd in 2012. Although this source category had a relatively small emissions inventory prior to the adoption of Rule 4309, stakeholders have installed control equipment and modified their operations considerably to reduce emissions to ultra-low levels. Given the significant effort already made to reduce emissions from this source category, there are little remaining opportunities for obtaining additional emissions reductions.

Asphalt Plants

PUC-quality natural gas fuel is part of the BACT requirements for asphalt plants for the District, BAAQMD, and SCAQMD. There are currently nine asphalt plants in the Valley that do not utilize PUC-quality natural gas because some facilities are physically too far removed from natural gas lines to use natural gas. Six of these asphalt plants use LPG fuel or propane to comply with the same gaseous fuel fired limit as PUC-quality natural gas-fired facilities. The other three facilities utilize diesel gas; however, none of the facilities operate full time and their combined NOx emissions are less than 7 tons per

year. Therefore, requiring natural gas for all asphalt facilities is not a feasible opportunity that would generate significant emission reduction benefits.

The District evaluated the potential opportunity to lower the NO_x emissions limits for asphalt plants from the current limits of 4.3 ppmv (gaseous fuel) and 12 ppmv (liquid fuel) to make them closer or equivalent to the BAAQMD BACT limit of 3.9 ppmv @ 19% O₂. To meet this limit, operators would need to install low-NO_x burners or modify existing burners to comply with lower limits; however, all of the asphalt plants have already installed new low-NO_x burners or modified their units to meet the 4.3 ppmv @ 19% O₂ and 12 ppmv @ 19% O₂ emissions limits in Rule 4309.

Based on District permit records, a good portion of the asphalt units fired on gaseous fuel would be in compliance with a 3.9 ppmv @ 19% O₂ NO_x limit. However, reducing the limit to 3.9 ppmv @ 19% O₂ would reduce the margin of compliance the facility has, and would make it more difficult for the facility to show continued compliance. In addition, reducing the limit from 4.3 ppmv to 3.9 ppmv would be an administrative change in nature, since it would not require any additional control equipment or changes in operating techniques or practices to comply, and it would not generate additional emissions reductions from these units.

A higher NO_x limit is required for the liquid fuel fired facilities due to the characteristics of liquid fuels. In BAAQMD's BACT guideline for hot mix asphalt facilities, there is a clause that states, "For remote locations where natural gas is not available, liquefied petroleum gas may be permitted up to 38 ppmvd NO_x @ 15% O₂ and fuel oil < 0.05 wt. % sulfur may be permitted up to 55 ppmvd NO_x @ 15% O₂." This equates to 12.24 ppmv @ 19% O₂ for liquefied petroleum gas and 17.73 ppmv @ 19% O₂ for fuel oil. The District's Permits department enforces a limit of 4.3 ppmv @ 19% O₂ for liquefied petroleum gas and 12 ppmv for other liquid fuels. Therefore, the District's requirements are more stringent than both limits in the BAAQMD BACT guideline.

Dehydrators

Rule 4309 requires dehydrators be fired on PUC-quality natural gas. The District evaluated the potential opportunity to further reduce emissions by requiring the use of low-NO_x burners; however, this option is infeasible due to the potential negative effects on product quality. Additionally, enforcing the emissions limits is potentially infeasible because monitoring and source testing of dehydrators is difficult to perform, if not impossible.

Dryers

The District considered the potential opportunity to add a requirement for the use of dust collection devices, such as baghouses. Through the District's New Source Review Rule (Rule 2201), dust collection devices are already in place in the permit requirements for units that create PM emissions from handling the products they are drying. These facilities install baghouses or cyclones because they do not want to blow their product

out of their stack. While baghouses can foster PM_{2.5} reductions, cyclones are generally not as effective in removing fine particulate matter.³²

The District researched the potential installation of baghouses on dryers. However, it is technologically infeasible to install a baghouse for some of the dryers subject to Rule 4309. The purpose of a dryer is to remove moisture from a product, which means that the exhaust from dryers have a high humidity. Baghouses can have problems with high humidity exhaust streams because the bags become caked. The air stream would have to be dried somehow before entering the baghouse. As a result, this is not a feasible opportunity at this time.

The District also evaluated the possibility of removing the exemption for column dryers and dryers with no stack and one or more sides open to the atmosphere. However, compliance with the proposed limits would be difficult to determine reliably given the design of these units. Column dryers have large fans to move the warm air through the material and air escapes through screens that cover the side of the dryer. Similarly, dryers with no stack and at least one side open deal with air escape, which makes monitoring and testing emissions difficult, if not impossible. Since source testing of these types of dryers is difficult due to the fact that there is not a stack where all emissions are exhausted, this is not a technologically feasible opportunity at this time.

Evaluation Findings

Even though dryers, dehydrators, and ovens are not a significant source of PM_{2.5}, NO_x, or SO_x in the Valley, the District has evaluated all potential control technologies and all control technologies achieved in practice in other areas or included in other state implementation plans. As demonstrated above, Rule 4309 currently has in place the most stringent measures feasible to implement in the Valley and therefore meets or exceeds both BACM and MSM requirements for this source category. As the District continues to develop new attainment plans that address more stringent National Ambient Air Quality Standards, the District will continue to evaluate potential opportunities to reduce emissions from dryers, dehydrators, and ovens in the Valley.

³² Northeast States for Coordinated Air Use Management. (November 2008) *Applicability and Feasibility of NO_x, SO₂, and PM Emissions Control Technologies for Industrial, Commercial, and Institutional (ICI) Boilers*. Retrieved from <http://www.google.com/url?sa=t&rct=j&q=&esrc=s&source=web&cd=1&cad=rja&uact=8&ved=0CB8QFjAA&url=http%3A%2F%2Fwww.nescaum.org%2Fdocuments%2Fici-boilers-20081118-final.pdf%2F&ei=7nfvVlivFai1sAT07IHIAg&usq=AFQjCNFBdQn7MVAibSTZlbHV7-ojXkVIXQ&bvm=bv.86956481.d.cWc>.

C.11 RULE 4311 FLARES

The purpose of Rule 4311 is to limit volatile organic compounds (VOC), NO_x, and SO_x emissions from any operation involving the use of flares, with the exception of a limited list of sources identified in the rule. Any unreasonable restrictions on flaring could potentially result in catastrophic consequences which may lead to explosions resulting in loss of property, injury, and potentially loss of human life.

Flaring is a high temperature oxidation process used to burn combustible components, primarily hydrocarbons, of waste gases from industrial operations, primarily for the purpose of controlling emissions and as a safety device. The majority of waste gases flared are natural gas, propane, ethylene, propylene, butadiene and butane. During combustion, gaseous hydrocarbons react with atmospheric oxygen to form carbon dioxide (CO₂) and water. In some waste gases, carbon monoxide (CO) is the major combustible component. In addition to serving as safety devices, the combustion of industrial gas streams in flares is also recognized as a means of reducing greenhouse gases (GHG), in line with California's AB32 GHG reduction goals and emerging federal GHG reduction goals.

Combustion efficiency depends on flame temperature, residence time in the combustion zone, vent gas flammability, auto ignition temperature, heating value, and turbulent mixing. When operated at an optimal combination of these factors, flares have a destruction efficiency of 98 percent or greater. Complete combustion converts all VOCs to CO₂ and water; however incomplete combustion generates air pollutants such as NO_x, sulfur dioxide, carbon monoxide, and particulate matter. Additionally, there is a possibility of release of hydrocarbons if they have not been completely combusted. To prevent the creation of smoke or soot, which is influenced by fuel characteristics and the amount and distribution of oxygen in the combustion zone, most industrial flares are steam-assisted or air-assisted. In some cases, another fuel must be added to flare gas to achieve the minimum heating value of 200-250 Btu/ft³ required for complete combustion.

There are two general types of flares: open and enclosed flares. Flares are further categorized by the height of the flare tip, and by the method of enhancing combustion by mixing at the flare tip (i.e., steam-assisted, air-assisted, pressure assisted, or non-assisted).

Flaring in the San Joaquin Valley

Flares serve two basic functions: as a safety device during unforeseeable and unpreventable emergency situations/standby situations and less commonly as a primary emissions control device for VOC emissions. As safety devices, flares are necessary to prevent catastrophic consequences such as the release of toxic gases and explosions, which could result in loss of property, injury, and loss of human life. In the Valley, the vast majority of flares are employed as emergency/standby control devices, which is in direct contrast with other regions, such as North Dakota, where flares are used for primary disposal of waste gas from oil and natural gas production. Also, while regions like North Dakota utilize flares to combust associated gas during the initial extraction

phase of the production process (i.e., directly from the well), Valley flares are typically used further down the process chain, primarily as a safety device associated with gas collection systems, resulting in far lower quantities of flared gas.

Valley operators have generally evaluated all feasible and cost effective options for handling and disposing of the associated/waste gases generated by their facilities and installing a flare as the primary method of disposal would be the last resort. In addition to Rule 4311 requirements to evaluate and implement all feasible measures to reduce flaring activities, other associated rules also implement stringent capture and control of these gases. Therefore, most facilities have made significant investments to capture and utilize these process gases in a variety of methods and this ability has allowed facilities to maximize income generation. Some capture and treat these gases and sell them to natural gas/utility providers (generates monetary income), while others utilize these gases on-site to fuel equipment that generates electricity and/or provides process heating (saves fuel costs). In fact, most Valley facilities regard flaring events as a significant monetary cost, through directly lost profit or increased fuel costs.

In the District's evaluation of Valley flaring activity,³³ nearly all of the flaring events were either one-time events due to new control equipment installation or maintenance of existing equipment, and therefore not repeated, or in response to emergency situations or process upsets. For example, one Valley facility (light oil production facility) experienced abnormally high flaring because the sales transmission pipeline was offline for repairs, an event beyond their control. Another facility (wastewater treatment plant) normally uses the fuel onsite to produce electricity and process heating, but could not do so because additional air pollution control devices were being installed.

Flares in the Valley subject to the requirements in Rule 4311 are employed by a diverse group of industries for a wide variety of applications, as illustrated by the below list. In contrast, other air districts' flare rules generally limit the applicability of their rules to petroleum production facilities or refineries.

- Gas plants
- Heavy oil production/ thermally enhanced oil recovery
- Light oil production
- Refinery operations
- Wastewater treatment plants
- Cheese production
- Wine
- Dairy operations
- Flat glass production
- Correctional facility

³³ SJVAPCD. (2014). *Rule 4311 (Flares) Further Study*. Retrieved February 3, 2015 from: http://valleyair.org/Air_Quality_Plans/docs/R4311.pdf.

Emissions Inventory

Pollutant	2012	2013	2014	2015	2016	2017	2018	2019	2020
<i>Annual Average - Tons per day</i>									
PM2.5	0.16	0.16	0.16	0.16	0.16	0.16	0.17	0.17	0.17
NOx	0.56	0.56	0.56	0.55	0.55	0.54	0.54	0.54	0.54
SOx	0.33	0.33	0.33	0.33	0.32	0.32	0.33	0.32	0.32
<i>Winter Average - Tons per day</i>									
PM2.5	0.16	0.16	0.16	0.16	0.16	0.16	0.17	0.17	0.17
NOx	0.56	0.56	0.56	0.55	0.55	0.54	0.54	0.54	0.54
SOx	0.33	0.33	0.33	0.33	0.32	0.32	0.33	0.32	0.32

As detailed in Chapter 5, the significance threshold for source categories for the purpose of evaluating the application of BACM and MSM requirements is 1.4 tons per day (tpd) for PM2.5 combustion, 13.1 tpd for NOx, and 1.0 tpd for SOx. As identified in the above table, emissions from flares are lower than the BACM/MSM significance thresholds. Therefore, the Clean Air Act does not require a control measure evaluation for this source category for the purpose of satisfying BACM/MSM requirements; however, the District has still conducted a full control measure evaluation for Rule 4311.

Valley Flaring Activity Compared to Other Regions

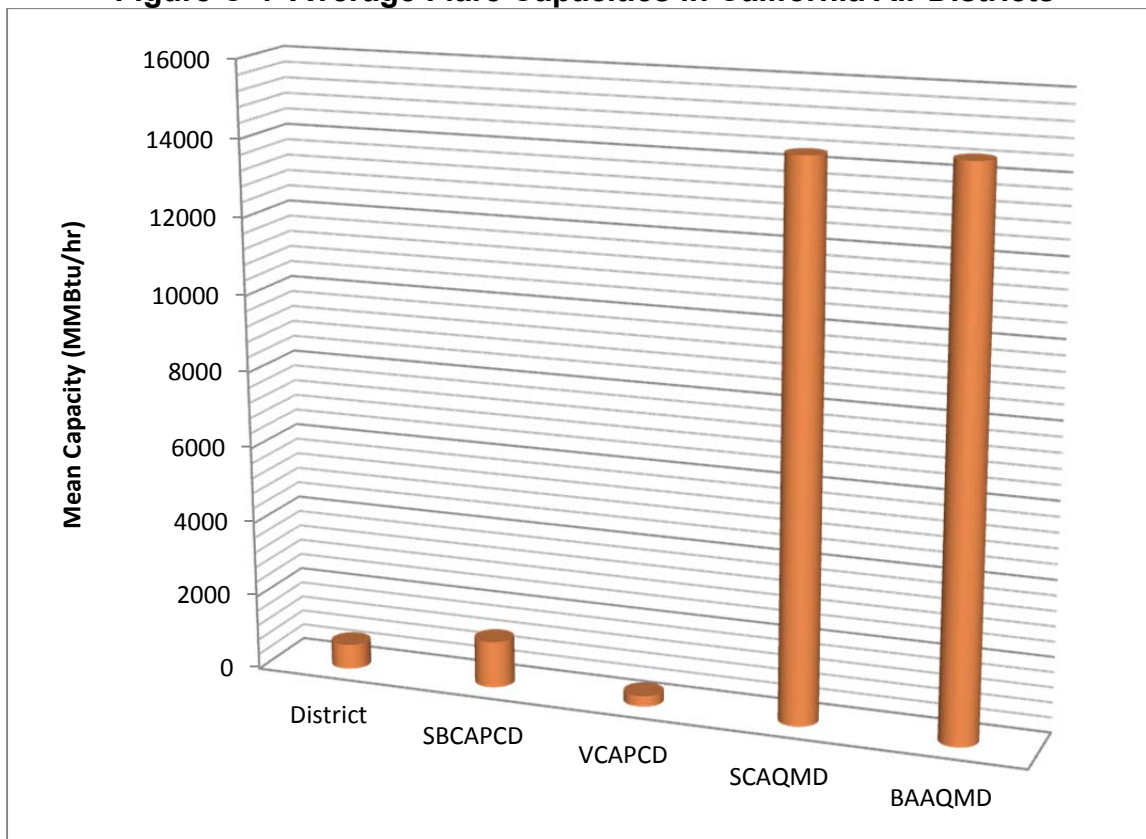
Flares in the Valley and other air districts are primarily engineered for emergency operation during process upsets and emergency situations. Given this use, any unreasonable restrictions on flaring could potentially result in catastrophic consequences which may lead to explosions resulting in loss of property, injury and potentially loss of human life. While flares can be used during maintenance, new equipment installations, and startup/shut-down, the main concern is safety. In this regard, Valley flares are similar to those in other districts, the difference being that facilities in SCAQMD, BAAQMD, and SBCAPCD are much larger. The facilities in those districts are mostly operated at massive oil and gas refineries, with significantly higher throughputs than those in the Valley. Temperatures and pressures are higher, cracking occurs regularly, and the flares must be engineered to control emergencies and process upsets on a larger scale. Flare gas is typically sent to a flare header, where it is distributed to multiple large flares. The flares at these facilities are much larger in physical size, as well as capacity, as shown in the table below.

Table C-2 Comparison of Flaring Capacity for Flares in California Air Districts

Air District	Total Flares	Median (MMBtu/hr)	Mean (MMBtu/hr)	Largest (MMBtu/hr)
SJVAPCD	235	33	663	40,000
SCAQMD	29	10,234	14,328	72,751
BAAQMD	23	108	14,442	246,612
VCAPCD	55	34	284	7,100
SBCAPCD	75	17	1,242	18,200

Flaring capacities of the flares in the SCAQMD, BAAQMD, and SBCAPCD are all significantly higher than the flaring capacities of flares in the Valley, while those in VCAPCD are similar size to Valley flares. Flares in BAAQMD have a wide range of capacities, while those in SCAQMD are all greater than 1,000 MMBtu/hr. The figure below shows the average capacity of flares in the District, SCAQMD, BAAQMD, VCAPCD, and SBCAPCD.

Figure C-4 Average Flare Capacities in California Air Districts



With roughly ten times the number of flares, the Valley has total NO_x emissions from flares that are less than BAAQMD and less than half of SCAQMD, as illustrated in the emission inventory tables below. The flaring data in the tables below is compiled from all flaring activities in each air district's jurisdiction and is provided in the ARB-maintained 2012 CEPAM: NORCAL 2012 PM_{2.5} SIP Baseline Emission Projection Tool.

Table C-3 NOx Emissions Inventories for Flares in California Air Districts (tpd)

Air District	2012	2013	2014	2015	2016	2017	2018	2019
SJVAPCD	0.57	0.57	0.57	0.56	0.56	0.55	0.55	0.55
SCAQMD	1.19	1.20	1.20	1.21	1.22	1.22	1.23	1.23
BAAQMD	0.64	0.64	0.64	0.64	0.64	0.64	0.64	0.65
VCAPCD	0.12	0.12	0.12	0.12	0.12	0.13	0.13	0.13
SBCAPCD	0.09	0.09	0.09	0.08	0.08	0.08	0.08	0.08

Table C-4 VOC Emissions Inventories for Flares in California Air Districts (tpd)

Air District	2012	2013	2014	2015	2016	2017	2018	2019
SJVAPCD	0.27	0.27	0.27	0.26	0.26	0.26	0.26	0.25
SCAQMD	0.40	0.41	0.41	0.41	0.41	0.41	0.41	0.41
BAAQMD	1.32	1.33	1.33	1.33	1.33	1.33	1.33	1.33
VCAPCD	0.05	0.05	0.05	0.05	0.05	0.05	0.05	0.05
SBCAPCD	0.06	0.06	0.05	0.05	0.05	0.05	0.05	0.05

Table C-5 SOx Emissions Inventories for Flares in California Air Districts (tpd)

Air District	2012	2013	2014	2015	2016	2017	2018	2019
SJVAPCD	0.34	0.34	0.34	0.34	0.33	0.33	0.33	0.33
SCAQMD	3.27	3.27	3.27	3.27	3.28	3.28	3.28	3.28
BAAQMD	0.58	0.58	0.58	0.58	0.58	0.58	0.58	0.58
VCAPCD	0.08	0.08	0.08	0.08	0.08	0.08	0.08	0.08
SBCAPCD	0.18	0.17	0.17	0.17	0.16	0.16	0.16	0.15

In summary:

- Emissions in SCAQMD, BAAQMD, and SBCAPCD are much higher per flare than in the Valley;
- Valley facilities flare a far lower volume;
- Each facility contributes only a small fraction of emissions;
- Emissions are effectively controlled at these facilities; and
- Flaring is necessary for safety.

To supplement the discussion found later in this chapter comparing North Dakota Century Code 38-08-06.4 to District Rule 4311, the District examined flaring in North Dakota. Research indicates that North Dakota has become the second largest producer of oil in the United States, behind Texas. The recent boom in oil production has led to far greater production, without the infrastructure and regulation to support emissions control. Oil production facilities in North Dakota have focused on expanding oil production by opening new wells, and as a consequence have not invested in the installation of onsite cogeneration equipment or sales transmission pipelines. The result

has been the flaring off of approximately 29% of all natural gas produced in North Dakota³⁴, compared to approximately 3.8% in the Valley (as shown in the table below).

Rule 4311 Regulatory Background

Rule 4311 was adopted in June 2002 to establish flaring requirements and reduce emissions from flares. Amendments were adopted on June 15, 2006 and June 18, 2009. The September 2009 amendment incorporated requirements for flare minimization plans and increased the stringency of existing requirements for sulfur emissions. EPA finalized approval of the 2009 amendments to Rule 4311 on November 3, 2011 and deemed this rule as being at least as stringent as established RACT requirements.³⁵ On January 10, 2012 EPA finalized a partial approval/partial disapproval of the 2009 RACT SIP and deemed this rule as still being at least as stringent as established RACT requirements.³⁶

Rule 4311 Components

Rule 4311 applies to all operations involving the use of flares. Exemptions include flares operated in municipal solid waste landfills subject to the requirements of Rule 4642, flares subject to the requirements of 40 CFR 60 Subpart WWW (Standards of Performance for Municipal Waste Landfills) or Subpart Cc (Emission Guidelines and Compliance Times for Municipal Solid Waste Landfills), and except for recordkeeping requirements, any stationary source that does not have the potential to emit at least ten tons per year of VOC and NO_x (non-major sources).

Of the 235 flares operating in the Valley, 126 are exempt from Rule 4311 requirements other than basic recordkeeping due to one of the following reasons:

- The flare is not part of a major source - 60 flares
- The flare is subject to other rules regulating landfills – 27 flares
- The flare is not stationary (i.e. transportable units) – 39 flares

Of the flares exempt from Rule 4311 requirements (other than record keeping), over 90% flaring activity is associated with landfills that utilize flares as part of their federally mandated gas collection systems. These flares are already required to meet strict local and federal requirements through 40 CFR 60 Subpart WWW (Standards of Performance for Municipal Solid Waste Landfills), or Subpart Cc (Emission Guidelines and Compliance Times for Municipal Solid Waste Landfills) and District Rule 4642 (Solid Waste Disposal Sites). Rule 4642 applies to any solid waste disposal sites which have a gas collection system and/or control device in operation or undergoing maintenance or repair. Major requirements include:

³⁴ Scientific American. (2013, September 12). *North Dakota flared off \$1 billion worth of natural gas last year*. Retrieved February 14, 2015 from <http://blogs.scientificamerican.com/plugged-in/2013/09/12/north-dakota-flared-off-1-billion-worth-of-natural-gas-last-year/>.

³⁵ EPA. (2011, November 3). 76 FR 68106. Retrieved April 4, 2014 from <http://www.gpo.gov/fdsys/pkg/FR-2011-11-03/pdf/2011-28391.pdf>

³⁶ EPA. (2012, January 10). 77 FR 1417. Retrieved April 4, 2014 from <http://www.gpo.gov/fdsys/pkg/FR-2012-01-10/pdf/2012-139.pdf>

- For gas collection system: operate so that TOC concentrations do not exceed 1000 ppmv at any point on the surface of the solid waste disposal site or along the gas transfer path of the gas collection system; install sampling ports on each well head; operate in a manner which maximizes the amount of landfill gas extracted while preventing overdraw that can cause fires or damage the gas collection system; control by a control device that meet the control device requirements.
- For a control device: achieve a VOC destruction efficiency of at least 98% by weight, or reduce the VOC concentration to 20 ppmv or less; for those that have an Authority to Construct (ATC) permit issued prior to July 20, 1995, achieve a destruction efficiency of at least 90% by weight or reduce the VOC concentration to 20 ppmv; operate enclosed flares in accordance with 40 CFR 60.756(b) and 40 CFR 60.18 and open flares in accordance with 40 CFR 60.756(c) and 40 CFR 60.18.
- During maintenance, notify the APCO 24 hours in advance, minimize the emissions during shutdown, and prevent shut down for more than 144 cumulative hours in any calendar year.
- Other requirements not applicable to flares.

In addition to Rule 4311 requirements, any new flares are subject to New Source Review (NSR) requirements (District Rule 2201) including Best Available Control Technology (BACT) requirements, meaning they may be required to implement even more stringent controls regardless of whether they are subject to Rule 4311. All sources must obtain an ATC permit before they are operated.

Rule 4311 includes the following major requirements (described in more detail in the following sections):

- Operation requirements that ensure the flare is achieving maximum destruction efficiency
- Operation of measurement and monitoring devices to ensure all requirements are being met
- VOC and NO_x emission limits for ground-level enclosed flares
- Flare minimization plans
- Petroleum refinery SO₂ performance targets
- Extensive recordkeeping requirements including annual monitoring reports and reportable flaring event reports

Operation Requirements

General requirements for flare operation include:

- Maintain a flame at all times when combustible gases are vented through the flare
- Equip the outlet with an automatic ignition system, or operate with a pilot flame present at all times when combustible gases are vented through the flare, except during purge periods for automatic-ignition equipment flares
- Except for flares equipped with a flow-sensing ignition system, install and operate a heat sensing device such as a thermocouple, ultraviolet beam sensor, infrared

sensor, or an alternative equivalent device, capable of continuously detecting at least one pilot flame or the flare

- Use purge gas for purging flares that use flow-sensing automatic ignition systems and that do not use a continuous flame pilot
- For open flares (air-assisted, steam-assisted, or non-assisted) in which the flare gas pressure is less than 5 psig, operate the flare pursuant to 40 CFR 60.18

Emission Limits

Emission reductions are obtained directly by requiring ground-level enclosed flares to meet the following emission standards for VOC and NO_x:

Table C-6 Rule 4311 Emission Limits for Ground-level Enclosed Flares

Type of Flare and Heat Release Rate in MMBtu/hr	VOC (lb/MMBtu)	NO _x (lb/MMBtu)
Without Steam-assist		
<10 MMBtu	0.0051	0.0952
10-100 MMBtu	0.0027	0.1330
>100 MMBtu	0.0013	0.5240
With Steam-assist		
All	0.14 as TOG	0.068

Flare Minimization Plans

Rule 4311 requires a Flare Minimization Plan (FMP) to be submitted to and approved by the District for any petroleum refinery with a flare or any flare with a flaring capacity greater than or equal to 5.0 MMBtu/hr. The rule prohibits facilities subject to FMP requirements from flaring unless it is consistent with a District-approved FMP and all commitments in that FMP have been met. FMPs must include all necessary information to satisfy the underlying regulatory requirements, and must be submitted to the District for approval. In addition to their initial submittal, FMPs must be modified prior to making any modifications to related equipment or processes, and at least every five years.

FMPs are required to include the following:

- Description and technical specifications for each flare and associated knock-out pots, surge drums, water seals, and flare gas recovery systems
- Process flow diagrams of upstream equipment and process units venting to each flare (with identification of type and location of control equipment)
- Description of equipment, processes, or procedures the operator plans to install or implement to eliminate or minimize flaring, and planned date of installation or implementation
- Evaluation of prevention measures to reduce flaring that has occurred or may be expected to occur during planned major maintenance activities, including startup and shutdown

- Evaluation of preventative measures to reduce flaring that may be expected to occur due to issues of gas quantity and quality. This includes an audit of vent gas recovery capacity of each flare system, storage capacity for excess vent gas, and scrubbing capacity available for vent gas for use as a fuel; and shall determine the feasibility of reducing flaring through the recovery, treatment, and use of the gas
- Evaluation of preventative measures to reduce flaring caused by the recurrent failure of air pollution control equipment, process equipment, or a process to operate in a normal or usual manner. Evaluation shall determine adequacy of existing maintenance schedules and protocols for such equipment. A failure is recurrent if it occurs more than twice during any five year period as a result of the same cause.

Of the 109 facilities subject to Rule 4311 requirements, 14 do not have a flaring capacity of at least 5.0 MMBtu/hr and are not operated at a petroleum refinery and are therefore not subject to FMP requirements. The remaining 95 are subject to FMP requirements. FMP submittals by facility type are summarized in the below table.

Table C-7 Submitted FMPs Summarized by Industry

Industry Summary	Qty
Cheese production	1
Wine	2
Correctional Facility	1
Oil and natural gas production, processing, and transmission	76
Petroleum refinery	7
Dairy	1
Flat glass	1
Wastewater	6
Total	95

Actions identified in the FMPs are typically dependent on the facility and operation type, as well as the quality of gas being flared. Similarly, the feasibility of potential control options is highly dependent on the same factors. The following table is a sample of measures committed to in FMPs submitted to the District:

Table C-8 Sample FMP Measures by Facility Type

Facility Category	Actions Identified in FMP to Minimize Flaring*
Oil and Gas Production and Transmission	Include permit limit on gas flared daily and annually Streamline startup, shutdown, and maintenance procedures to minimize equipment downtime, thereby minimizing flaring Hydrogen sulfide scrubbing of flare gases to condition for sale Inject flare gas in DOGGR-approved wells Use other combustion devices (and offset the need for other natural gas fuel sources) such as glycol re-boiler/thermal oxidizer
Wastewater Treatment/Reclamation	Install new equipment to combust digester gas in internal combustion engines, fuel cells, and process heaters Install equipment to allow digester gas storage and conditioning for greater use in turbines (additional storage is minimal and only capable of handling excess gas during minor process upsets)
Wine Production	Burn flare gas in steam generation boilers; coordinate plant operations that generate the flare gas with production operations requiring steam
Cheese Production	Modify boiler to combust a natural gas/digester gas blend
Flat Glass Manufacturing	Reduce idle time during calibration and purge test to reduce necessary flaring
Dairy Farming	Install additional gensets (electricity generation equipment located near the end user) to combust more produced biogas

Many of the above measures are not feasible for all facilities. For oil and gas production, the flare gas produced is often in excess of what could be used onsite to power equipment. For these facilities, flares are generally used only under abnormal conditions, as the flare gas is usually high enough quality to sell for use at other facilities.

For facilities other than oil and gas production, the gas produced is usually a much lower heating value and requires conditioning if combusted for electrical generation or process heating. Expensive modifications or new equipment is often required to allow said combustion activities and the flare gas is sometimes of too low quality or quantity to make these installations cost effective. Additionally, emissions from other combustion devices would likely be higher because flares are inherently low emitting and serve as combustion control devices.

Of the 95 flares required to submit FMPs, 92 are standby flares or emergency flares that are only utilized when needed such as during maintenance or to dispose of excess flare gas or during emergencies. Only the remaining 3 flares in the Valley are permitted to

be used as primary disposal devices. Two of the three flares are used at an oil and natural gas production facility as strictly an emissions control device for vapors displaced from trucks only during load-out operations pursuant to requirements in District Rule 2201 (New and Modified Stationary Source Review Rule). The third flare is used at a cheese making facility as an emissions control device for gases generated at the wastewater anaerobic digester at the facility. As a component of their submitted FMP, this cheese making facility has committed to modify an on-site boiler to combust a natural gas/digester gas as a means of reducing current flaring activity.

Petroleum Refinery SO₂ Performance Targets

Operators of petroleum refineries are required to minimize SO₂ emissions to less than 1.5 tons per million barrels of crude processing capacity. Starting January 1, 2017, operators of petroleum refineries will be required to lower this target to 0.5 tons SO₂ per million barrels of crude processing capacity.

Annual Monitoring Reports

Rule 4311 also requires the operator of any petroleum refinery flare or any flare with a flaring capacity equal to or greater than 50 MMBtu/hr to submit an Annual Monitoring Report (AMR) to the District no later than July 31st of each calendar year, containing the following information:

- Total volumetric flow of vent gas
- Hydrogen sulfide content, methane content, and hydrocarbon content of vent gas
- If vent gas composition is monitored by a continuous analyzer: average total hydrocarbon content by volume, average methane content by volume, and depending upon the analytical method used, total reduced sulfur content by volume or hydrogen sulfide content by volume of vent gas flared for each hour of the month
- If the flow monitor measures molecular weight, the average molecular weight for each hour of each month
- For any pilot and purge gas used, the type of gas used, the volumetric flow for each day and for each month, and the means used to determine flow
- Flare monitoring system downtime periods, including dates and times
- For each day and each month provide calculated sulfur dioxide emissions
- A flow verification report for each flare

Of the facilities subject to FMP requirements, 40 are not required to submit annual monitoring reports. Some of these facilities are too small or do not utilize their flares, but the majority have accepted specific limiting conditions on their permits to operate that limit the amount of flaring the facility can conduct to less than the threshold for reportable flaring events. The remaining 55 facilities are therefore subject to AMR requirements. Of these 55 flares, only one is used as a primary disposal device, one is dormant, and eleven are designated for emergency use only. The remaining flares are standby flares.

Information from the AMRs has allowed the District to evaluate the total amount of vent gases combusted and their compositions and increased understanding of flaring

activities in the Valley. This information in turn allows the District to calculate the amounts of emissions from reported flaring and compare those values to verify the accuracy of the emissions inventory for flares.

Reportable Flaring Events

Rule 4311 requires annual reports to be submitted each year summarizing all reportable flaring events. A flaring event is considered a reportable flaring event if more than 500,000 standard cubic feet (scf) of vent gas is flared per calendar day, or where sulfur oxide emissions are greater than 500 pounds per calendar day. Assuming an estimated heating value for flare gas of 1,000 Btu/scf, a flare must have a capacity greater than or equal to 20.8 MMBtu/hr to achieve a reportable flaring event, although most flares commonly operate at a small fraction of maximum capacity. Additionally, some low quality waste gases can have heating values of 200-300 Btu/scf, which would lower the minimum capacity for reportable flaring events. Reportable flaring event requirements are applicable to the operator of a flare subject to FMP requirements with the exception of flares that the operator can verify are not capable of producing reportable flaring events.

The reports are required to include at least the following:

- The results of an investigation to determine the primary cause and contributing factors of the flaring event
- Any prevention measures considered or implemented to prevent recurrence together with a justification for rejecting any measures that were considered but not implemented
- If appropriate, an explanation of why the flaring was an emergency and necessary to prevent accident, hazard or release of vent gas to the atmosphere, or where, due to a regulatory mandate to vent a flare, it cannot be recovered, treated, and used as a fuel at the facility
- The date, time, and duration of the flaring event

The majority of reportable flaring events are planned—thereby allowing for greater preparation and control—for repair, maintenance, or new equipment installations, including new air pollution control devices. Most of the events are one-time events. Of the gas flared, less than 20% is salable quality, lending support to the fact that facilities sell flare gas when feasible.

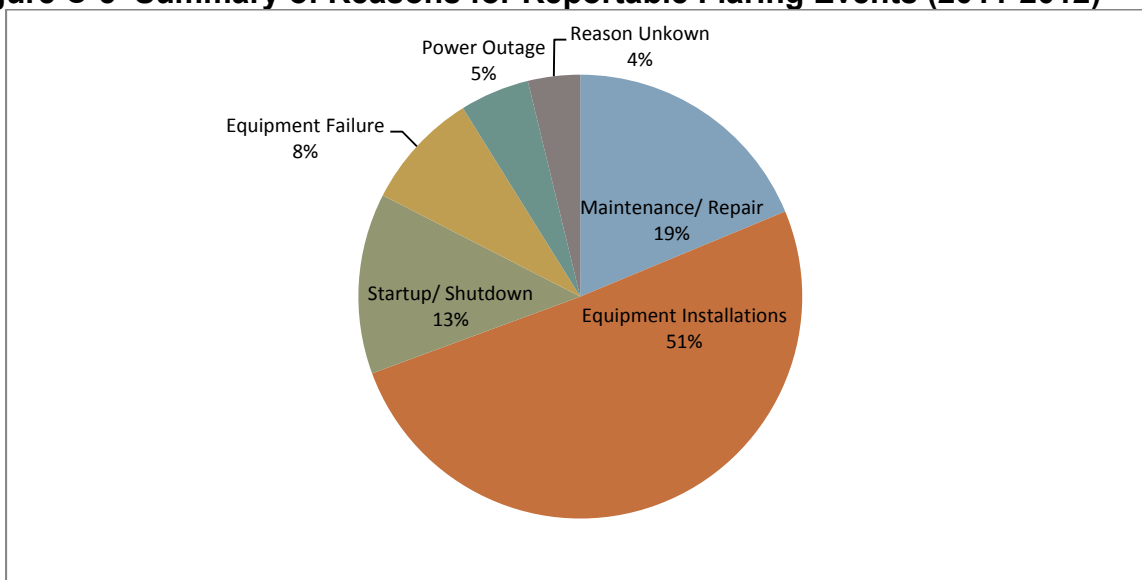
Of the 109 flares subject to Rule 4311, 21 flares generated 395 reportable flaring events during the 2011-2012 period. This period is a conservative reflection of potential reporting flaring event activity in the Valley given the unusually high number of events reported by a single facility (described in more detail below). The table below summarizes these events by facility type.

Table C-9 Summary of Total Reportable Flaring Events from 2011-2012 Period

Industry Summary	Qty of Flares	Reportable Flare Events – Total (MMscf)
Crude Oil and natural gas production	3	27.8
Gas plant	2	12.0
Light oil production	3	7.7
Natural gas processing and production	5	42.8
Oil and natural gas production	4	52.5
Petroleum and NG production	1	20.9
Petroleum refining	2	59.4
Wastewater reclamation facility	1	124.2
Total	21	347.4

The following graph illustrates the fact that the majority of flaring events are for equipment installations, maintenance, and repair.

Figure C-5 Summary of Reasons for Reportable Flaring Events (2011-2012)

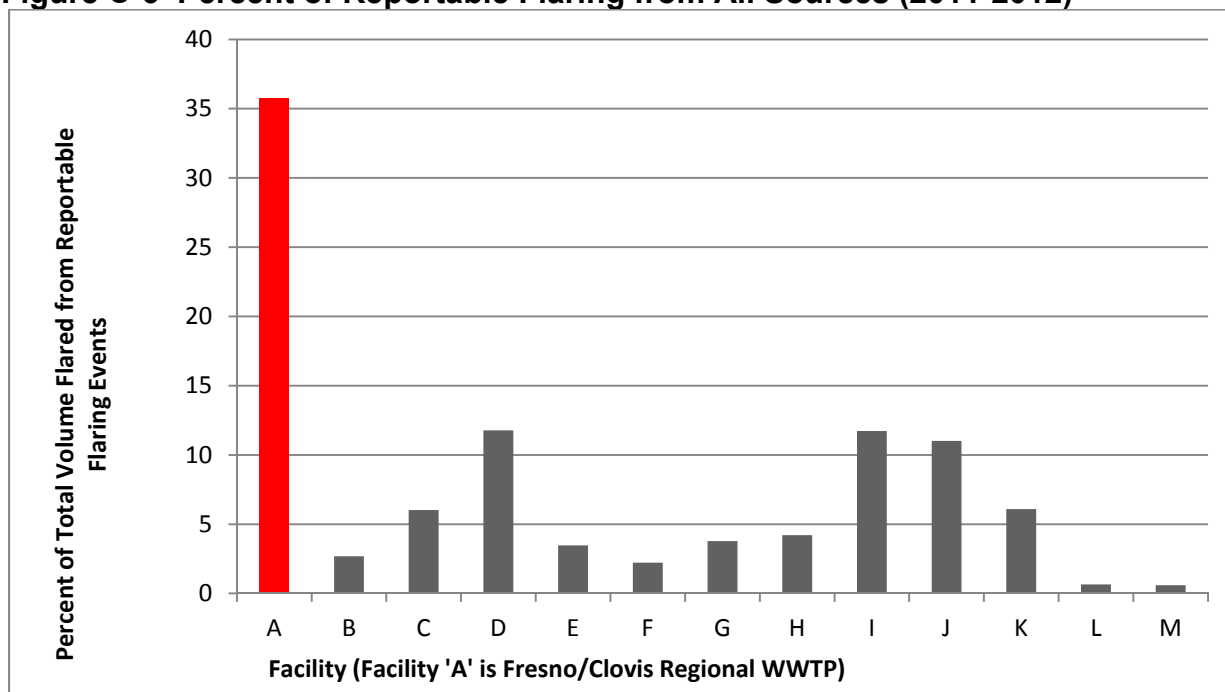


During this period, the largest percent of all gas flared during reportable flaring events was by a single wastewater treatment plant. According to the District-approved FMP for this facility, digester gas is utilized to create electricity and provide heat for the digesters (and offset the combustion of pipeline natural gas). The WWTP uses two 3.4 MW turbine engines and one 16.7 MMBtu/hr process boiler that are almost completely fueled by digester gas. Because there is no significant gas storage capacity, any excess digester gas or gas produced during interruptions to the turbines or boiler must be flared to avoid direct emissions to the atmosphere or potential gas build-up leading to explosions at the plant. To fulfill commitments in the FMP, the facility installed a small digester gas storage tank, installed additional digester gas conditioning, and increased the allowable digester gas fuel for the turbines from 50% to 100%. The

storage tank is capable of holding gas for small periods, such as during switchover between turbines, and the gas conditioning allows the use of selective catalytic reduction (SCR) on the turbines. The addition of this equipment has resulted in a 71% reduction in the volume of gas flared by the WWTP; however, during the 2011-2012 reporting period the facility experienced abnormally high flaring activity. During this period, the turbines were out of service to allow installation of SCR control devices for reducing over 90% of NOx emissions from the turbines pursuant to District Rule 4703 (Stationary Gas Turbines) and permitted emission limits. As a result, a large portion of the digester gas was flared. Out of the 395 total reportable flaring events in the Valley during the 2011-2012 reporting period, 164 occurred at the WWTP. Those events accounted for 36% of the total volume of gas flared during reportable events, more than three times the next highest volume at any facility. By contrast, the 2012-2013 reporting period showed only 46 reportable flaring events at this facility, all of which were for regular activities except one due to failure of a turbine. Because the majority of flaring events during the 2011-2012 reporting period were due to installations and are therefore one-time events, they are not part of normal facility operations.

The following graph illustrates the percentages of gas flared from all sources during reportable flaring events for the 2011-2012 period.

Figure C-6 Percent of Reportable Flaring from All Sources (2011-2012)



Comparison of Rule 4311 to State, Federal, and Local Regulations

Comparison of Rule 4311 to Federal Regulations

There are no EPA CTG or ACT requirements for this source category.

The following federal regulations apply to Rule 4311 sources:

- NESHAP/MACT:
 - 40 CFR 63 Subpart SS (National Emission Standards for Closed Vent Systems, Control Devices, Recovery Devices and Routing to a Fuel Gas System or a Process)
- NSPS:
 - 40 CFR 60.18 (General Control Device and Work Practice Requirements)
 - 40 CFR 65.147 (Flares)
 - 40 CFR 60 Subpart OOOO (Standards of Performance for Crude Oil and Natural Gas Production, Transmission and Distribution)
 - 40 CFR 60 Subpart Ja (Standards of Performance for Petroleum Refineries for Which Construction, Reconstruction, or Modification Commenced After May 14, 2007)

Rule 4311 is as stringent as or more stringent than the above NSPS and NESHAP requirements. The most recently amended NSPS (40 CFR 60 Subpart OOOO and 40 CFR 60 Subpart Ja) are discussed below.

40 CFR 60 Subpart OOOO is a new NSPS requirement that was finalized by EPA on August 16, 2012. This NSPS may indirectly affect some Valley flares since there is a possibility that a flare is exempt from the majority of Rule 4311 and is used as a control device for a vapor controlled tank that is subject to Subpart OOOO.

Affected facilities under this subpart that may use flares as an approved control device include centrifugal compressors, storage vessels, and onshore natural gas processing plants. If the facility chooses to meet the control requirements, then the flare must be designed and operated in accordance with §60.18(b) and must conduct the compliance determination using Method 22 at 40 CFR part 60, appendix A-7, to determine visible emissions. §60.18(b) was last amended on December 22, 2008, which is before the last amendment for District Rule 4311 (June 18, 2009). The requirements of the 2008 amendments were closely evaluated during the District's 2009 Rule amendment. EPA deemed Rule 4311 as being at least as stringent as established RACT requirements on January 10, 2012.³⁷ Since Subpart OOOO has no new requirements for flares after the 2012 EPA RACT approval, Rule 4311 continues to be at least as stringent as these requirements.

40 CFR 60 Subpart Ja was amended by EPA on September 12, 2012. Amendments clarified existing requirements and applicability, including what constitutes a flare modification, clarification of secondary flares, and clarification of the records that must be maintained by the operator. EPA also added new requirements to Subpart Ja as part of these amendments, including flare related unit and process descriptions, assessments, and evaluations; analyses of causes and corrective actions for reportable flaring events; and sulfur limits for petroleum refineries.

³⁷ EPA. (2012, January 10). 77 FR 1417. Retrieved 2/11/15 from <http://www.gpo.gov/fdsys/pkg/FR-2012-01-10/pdf/2012-139.pdf>.

Subpart Ja did not implement more stringent requirements than District Rule 4311. Subpart Ja has one new exemption for continuous monitoring, which allows for fewer requirements than previously required in the NSPS, and therefore, is not more stringent than current rule language. While there may be some minor differences in terminology or requirements making direct comparisons not possible, the same level of controls and emission reductions are achieved through District regulations as through this NSPS. Additionally, the District's Permit Services Department continuously evaluates NSPS on a case-by-case basis to ensure the relevant flares comply with all federal requirements as they are promulgated. Rule 4311 is as stringent as, if not more stringent than, this NSPS.

As demonstrated by the discussion above, Rule 4311 is as stringent as or more stringent than the applicable federal regulations.

Comparison to State Regulations

There are no state rules or regulations that apply to this source category.

Comparison to Regulations in other Air Districts

As previously stated, EPA analysis of Rule 4311 resulted in the 2012 determination that Rule 4311 is as stringent as requirements in other air districts in California (76 FR 68106); however, in keeping with the methodology of this plan, the District conducted a thorough examination of rules in other air districts, including the following:

- SCAQMD Rule 1118 (Control of Emissions from Refinery Flares)
- BAAQMD:
 - Regulation 12 Rule 11 (Flare Monitoring at Petroleum Refineries)
 - Regulation 12 Rule 12 (Flares at Petroleum Refineries)
- SMAQMD and VCAPCD do not have an analogous rule for this source category.

The District also conducted an exhaustive search for rules in all other air districts, including those outside of California, to identify any that might contain more stringent requirements. While Rule 4311 is as stringent as or more stringent than any rules in the nation, the District prepared comparisons to Santa Barbara County Air Pollution Control District (SBCAPCD) Rule 359 and North Dakota Century Code 38-08-06.4. The North Dakota rule is not included in the comparison table below because it does not contain most of the core requirements of California air district flare regulations. The following table compares major elements of Rule 4311 with those in other California air districts.

Table C-10 Summary of Rule Requirement Comparisons

District Rule 4311 (Flares)	SCAQMD Rule 1118 (Control of Emissions from Refinery Flares)	BAAQMD Reg. 12 Rule 11 (Flare Monitoring at Petroleum Refineries)	BAAQMD Reg. 12 Rule 12 (Flares at Petroleum Refineries)	VCAPCD Rule 54 (Sulfur Compounds)	SBCAPCD Rule 359 (Flares and Thermal Oxidizers)
DATES OF ADOPTION/ AMENDMENT					
Adopted Jun 20, 2002; Amended Jun 15, 2006; Jun 18, 2009	Adopted Feb 13, 1998; Amended Nov 4, 2005	Adopted Jun 4, 2003	Adopted Jul 20, 2005	Adopted Jul, 1968; Revised Oct 1968; Jun 1969; May	Adopted Jun 28, 1994

District Rule 4311 (Flares)	SCAQMD Rule 1118 (Control of Emissions from Refinery Flares)	BAAQMD Reg. 12 Rule 11 (Flare Monitoring at Petroleum Refineries)	BAAQMD Reg. 12 Rule 12 (Flares at Petroleum Refineries)	VCAPCD Rule 54 (Sulfur Compounds)	SBCAPCD Rule 359 (Flares and Thermal Oxidizers)
				1972; Jul 1983; Jun 1994	
APPLICABILITY					
All flares	Flares used at: <ul style="list-style-type: none"> Petroleum (petro.) refineries Sulfur recovery plants Hydrogen production plants 	Flares used at petro. refineries	Flares used at petro. refineries	Any person who discharges sulfur compounds from any source	Flares and thermal oxidizers used at: <ul style="list-style-type: none"> Oil and gas production Petro. refinery Natural gas services and transportation Wholesale trade in petro./petro. products
EXEMPTIONS					
<ul style="list-style-type: none"> Municipal solid waste landfill flares subject to Rule 4642 Flares subject to 40 CFR 60 WWW or Cc Stationary sources w/ potential to emit <10 tons VOC and <10 tons NOx per year (Not exempt from recordkeeping)	Exempt from sampling and analyses for higher heating values and sulfur concentration for flare event that: <ul style="list-style-type: none"> Results from catastrophic event Is safety hazard to sampling personnel; Sulfur dioxide (SO ₂) emissions (emissions) from flaring events caused by: <ul style="list-style-type: none"> External power curtailment beyond operator's control Natural disasters Acts of war or terrorism (Not exempt from flare monitoring system requirements)	Flares and thermal oxidizers used for: <ul style="list-style-type: none"> Emissions from organic liquid storage vessels (subj. to R. 8-5) Emissions from loading racks (subj. to R. 8-6, 8-33, or 8-39) Emissions from marine vessel loading terminals (subj. to R. 8-44) Thermal oxidizers used for: <ul style="list-style-type: none"> Emissions from wastewater treatment systems (subj. to R. 8-8) Emissions from pump seals (subj. to R. 8-18) (except when emissions from pump 	Same as Rule 11 (except last exemption on list)	Sulfur emission limit and avg. concentration limit don't apply to: Unplanned flaring for emergency or safety if: <ul style="list-style-type: none"> Not result of intentional or negligent act, omission, improper maintenance or setting of shut-in sensors Results from operational problems (emergency blowdowns, process upsets, power outages, equipment breakdown) Records of event kept corrective measures immediately taken Event lasts <24 hr. Notify <4 hr. after 	Burning of sulfur, hydrogen sulfide, acid sludge, or other sulfur compounds in manufacturing of sulfur or sulfur compounds For oil and gas sources that recover sulfur as by-product of gas treating/sweetening, manufacturing exemption applies only to those specific processes (Except technology-based std.) Burning gas w/ net heating value <300 Btu/scf if fuel used to incinerate gas has sulfur compounds: <ul style="list-style-type: none"> <15 grain/100 ft3 in Southern Zone <50 grain/100 ft3 in Northern Zone Flare and thermal oxidizer units rated ≤1.7 MMBtu/hr., unless total cumulative rating of all such units at a source is ≥5 MMBtu/hr. (Not exempt from sulfur

District Rule 4311 (Flares)	SCAQMD Rule 1118 (Control of Emissions from Refinery Flares)	BAAQMD Reg. 12 Rule 11 (Flare Monitoring at Petroleum Refineries)	BAAQMD Reg. 12 Rule 12 (Flares at Petroleum Refineries)	VCAPCD Rule 54 (Sulfur Compounds)	SBCAPCD Rule 359 (Flares and Thermal Oxidizers)
		are routed to flare header) Monitoring and reporting total hydrocarbon (HC) or methane composition doesn't apply to flare that burns flexicoker gas if weekly sampling shows methane/non-methane content of vent gas flared is <2%/<1% by volume		detection and submit report if event >1 hr. Planned flaring if: <ul style="list-style-type: none"> • Notice submitted >72 hr. in advance, justifying work (reasons and steps to minimize sulfur emissions) • Notice can be submitted <72 hr. if hazardous situation, economic harm, or excess emissions • Submit planned flaring mgmt. plan • Records kept 2 yrs. • District notified when work complete • Sulfur emissions are minimized • Excess emissions fee paid to District each year (\$5.00/lb. SO₂ emitted) 	content std., technology std., monitoring, recordkeeping, and recording.) Flares and thermal oxidizers exempt from FMP: <ul style="list-style-type: none"> • Rated at <15 MMBtu/hr, unless cumulative rating >50 MMBtu/hr. • Operations of only planned, continuous flaring due to non-availability of a produced gas pipeline outlet
FLARE MINIMIZATION PLAN (FMP) REQUIREMENTS					
FMP requirements don't apply if flaring caused by emergency and necessary to prevent accident, hazard or release of vent gas directly to the	Owner/operator of petro. refinery exceeding performance targets submit FMP: <ul style="list-style-type: none"> • <90 days from end of year w/ emissions 	None	FMP required for flares subject to rule and 3-month status reports required until FMP completed: <ul style="list-style-type: none"> • Technical 	Each operator submits a planned flaring management plan: <ul style="list-style-type: none"> • Measures to decrease FG volume and reduce sulfur 	Sources subject to rule and flares and thermal oxidizers rated at ≥15 MMBtu/hr submit FMP: <ul style="list-style-type: none"> • Planned flaring: targeted max monthly FG volume

District Rule 4311 (Flares)	SCAQMD Rule 1118 (Control of Emissions from Refinery Flares)	BAAQMD Reg. 12 Rule 11 (Flare Monitoring at Petroleum Refineries)	BAAQMD Reg. 12 Rule 12 (Flares at Petroleum Refineries)	VCAPCD Rule 54 (Sulfur Compounds)	SBCAPCD Rule 359 (Flares and Thermal Oxidizers)
<p>atmosphere</p> <p>FMP required for petro. refinery flare or any flare w/ capacity ≥ 5.0 MMBtu/hr.:</p> <ul style="list-style-type: none"> • Technical specs for each flare, knock-out pots, surge drum, water seal, and flare gas (FG) recovery system • Process flow diagrams of upstream equipment and process units venting to each flare • Equipment, processes, or procedures planned to install or implement to minimize flaring and planned date • Evaluations of preventative measures to reduce flaring expected due to planned major maintenance activities, gas quantity and quality issues, and recurrent failure of equipment or processes • Submit updated FMP every 5 years and for new or modified equipment prior to installing 	<p>exceeding target</p> <ul style="list-style-type: none"> • Plan is pursuant to Rule 221 and fees pursuant to Rule 306 • List all actions to be taken to meet targets: <ul style="list-style-type: none"> ○ Technical specs for flares, knock-out pots, surge drums, water seals and FG recovery systems ○ Process flow diagrams of upstream equipment and process units venting to flares ○ Policies, procedures, and equipment improvements to minimize flaring and flare emissions ○ FG recovery equipment and treatment systems to be installed • FMPs available for 60-day public review prior to approval • 45 days allowed to correct deficiencies • Facility in violation if FMP denied • Revised FMP submitted 90 days after end of year if performance 		<p>information for each flare</p> <ul style="list-style-type: none"> • Upstream equipment and processes (Same as SJVAPCD and SCAQMD) • Equipment, processes, and procedures implemented in last 5 years to reduce flaring and those planned to be installed or implemented • Prevention measures, including schedule for implementation for flaring: <ul style="list-style-type: none"> ○ That has or will occur during planned major maintenance ○ Expected to occur due to issues of gas quantity and quality (include audits of capacities), or caused by recurrent failure of equipment or processes 	<p>emissions</p> <ul style="list-style-type: none"> • Description of planned operational or maintenance procedures that may cause flaring • Description of each flare system including design features • Description of any sulfur reduction system • Measures to be implemented to reduce the number of planned flaring events 	<ul style="list-style-type: none"> ○ <5% avg. monthly gas handled/ produced/ treated at source based on 3 years ○ Higher limit may be granted by APCO if demonstrated to be infeasible • Submit emissions mitigation plan if: <ul style="list-style-type: none"> ○ Volume limit >10% of avg. monthly gas ○ Sulfur content of flared gas >239 ppmv/ >796 ppmv in Southern/ Northern Zone • The emissions mitigation plan must achieve 50% reduction of greater of actual or proposed avg. monthly FG volume limit • Owner/operator reimburses for review and approval of plans <p>FMP includes:</p> <ul style="list-style-type: none"> • Measures to decrease volume of FG and planned flaring events • Measures to prevent emergency flaring and unplanned flaring • Flare system • FG monitoring system • Design and operation features of pilot and purge gas system • Design features of flare to handle nominal and peak gas flows and range of compositions

District Rule 4311 (Flares)	SCAQMD Rule 1118 (Control of Emissions from Refinery Flares)	BAAQMD Reg. 12 Rule 11 (Flare Monitoring at Petroleum Refineries)	BAAQMD Reg. 12 Rule 12 (Flares at Petroleum Refineries)	VCAPCD Rule 54 (Sulfur Compounds)	SBCAPCD Rule 359 (Flares and Thermal Oxidizers)
	targets exceeded				<ul style="list-style-type: none"> Plans to reduce planned flaring emissions Schedules to reduce planned shutdowns Proposed study of different settings to minimize emissions Summary of scheduled/typical planned flaring Review FMP every 5 years
ANNUAL MONITORING REPORTS					
<p>For refinery flare or flare w/ flaring capacity ≥ 50 MMBtu/hr: Operator submit annual report ≤ 30 days after end of each 12 month period including:</p> <ul style="list-style-type: none"> Total volumetric flow of vent gas (scf) for each day Contents of vent gas composition: <ul style="list-style-type: none"> Hydrogen sulfide Methane HC If vent gas composition monitored by continuous analyzer or analyzers: the following for each hour of the month: <ul style="list-style-type: none"> Avg. total HC content by volume Avg. methane content by volume Total reduced sulfur content by volume or hydrogen sulfide content by volume Avg. molecular 	<p>Submit quarterly report ≤ 30 days after end of each quarter including:</p> <ul style="list-style-type: none"> Information required to be monitored: <ul style="list-style-type: none"> Table of nine operating parameters, based on flare type (clean service, emergency service, general service) Alternative flare vent gas sampling information necessary to calculate flare emissions Flare monitoring system data Images of visible emissions Presence of pilot flame Pilot gas and purge gas flow to each flare Total daily and quarterly emissions of criteria 	<p>Monthly report:</p> <ul style="list-style-type: none"> Total volumetric flow each day and month If gas composition monitored w/ sampling, content by volume for each sample of total HC, methane, and H₂S If composition monitored w/ continuous analyzer, avg. content by volume of: total HC; methane; total reduced sulfur; H₂S Avg. molecular weight for each hour of the month (if measured) For pilot & purge gas <ul style="list-style-type: none"> Type of gas Volumetric flow for each day and month Means used to 	None	None	<p>Submitted annually, by March 1 of the following calendar year, including:</p> <ul style="list-style-type: none"> Monthly volumes of gas flared per planned continuous and planned intermittent flaring categories Summary of total gas volume released during emergencies and weighted-average H₂S content for the entire volume Monthly reporting on any exceedance of the allowable monthly volume of gases planned for flaring

District Rule 4311 (Flares)	SCAQMD Rule 1118 (Control of Emissions from Refinery Flares)	BAAQMD Reg. 12 Rule 11 (Flare Monitoring at Petroleum Refineries)	BAAQMD Reg. 12 Rule 12 (Flares at Petroleum Refineries)	VCAPCD Rule 54 (Sulfur Compounds)	SBCAPCD Rule 359 (Flares and Thermal Oxidizers)
<p>weight for each hour of each month (if measured)</p> <ul style="list-style-type: none"> • For pilot and purge gas: <ul style="list-style-type: none"> ○ Type of gas used ○ Volumetric flow for each day and each month ○ Means used to determine flow • Flare monitoring system downtime • SO₂ emissions for each day and each month • Flow verification report for each flare 	<p>pollutants from each flare and each flare event along with information used to calculate emissions</p> <ul style="list-style-type: none"> • Description of cause and category of each flare event • Records of annual acoustical or temperature leak survey • Flare monitoring system downtime periods • Copy of written notices for all reportable air releases related to any flare event 	<p>determine flow</p> <ul style="list-style-type: none"> • For any 24-hr period when 1 million scf flared, description: <ul style="list-style-type: none"> ○ Cause ○ Time and duration ○ Source ○ Measures to reduce or eliminate flaring • Monitoring system downtime periods • Images recorded for the month • Methane, non-methane, and SO₂ emissions for each day and for the month <p>Semi-annual flow verification report, comparing flow measured by monitoring system and flow verification for same period of time</p>			
REPORTABLE FLARING EVENT REPORTS					
<ul style="list-style-type: none"> • Definition: <ul style="list-style-type: none"> ○ Flaring event where >500,000 scf gas flared/day or ○ SO₂ emissions >500 lb/day ○ Ends when water seal integrity demonstrated or 	<p>Requirements:</p> <ul style="list-style-type: none"> • Notify by telephone ≤1 hr. of unplanned flare event w/ emissions >100 lb. VOC, >500 lb. SO₂, or >500,000 scf gas • Submit Specific Cause Analysis 	<p>For any 24-hour period during which >1 million scf of vent gas was flared:</p> <ul style="list-style-type: none"> • Cause • Time of occurrence and duration • Source or equipment of origin 	<p>Notify if volume flared >500,000 scf per day:</p> <ul style="list-style-type: none"> • Results of cause investigation • Measures to prevent recurrence • Justification for rejecting measures • Explanation 	<p>For unplanned flaring >1 hr. in duration:</p> <ul style="list-style-type: none"> • Notify <4hr. after detection • Submit report: <ul style="list-style-type: none"> ○ Date, time, duration, volume of gas flared ○ Reasons for flaring 	<p>Exceedance not a violation if emergency:</p> <ul style="list-style-type: none"> • Inform <4 hr. after start of next business day • Document event occurrence and causes • Submit <7days after end of event: <ul style="list-style-type: none"> ○ Description of event and

District Rule 4311 (Flares)	SCAQMD Rule 1118 (Control of Emissions from Refinery Flares)	BAAQMD Reg. 12 Rule 11 (Flare Monitoring at Petroleum Refineries)	BAAQMD Reg. 12 Rule 12 (Flares at Petroleum Refineries)	VCAPCD Rule 54 (Sulfur Compounds)	SBCAPCD Rule 359 (Flares and Thermal Oxidizers)
<ul style="list-style-type: none"> ○ For flares w/o water seal, ends when flow <0.12 ft/s ● Submit annual report summarizing all reportable flaring events: <ul style="list-style-type: none"> ○ Results of cause investigation ○ Mitigation/corrective actions to prevent recurrence ○ Justification for rejecting measures ○ Explanation of why emergency and cannot be recovered ○ Date, time, duration 	<p>w/in 30 days – cause, duration, mitigation/corrective actions</p>	<ul style="list-style-type: none"> ● Measures taken to reduce or eliminate flaring 	<p>why consistent with FMP</p> <ul style="list-style-type: none"> ● Explanation of why emergency and cannot be recovered ● Volume flared ● Methane, non-methane, HC, and SO₂ emissions 	<ul style="list-style-type: none"> ○ Settings pressure relief valves and max/min allowed safety settings ○ Corrective measures and actions to prevent recurrence ○ Sulfur emissions ○ Equipment or controls that failed <p>For planned flaring:</p> <ul style="list-style-type: none"> ● Notice submitted >72 hr. prior: <ul style="list-style-type: none"> ○ Work that requires ○ Date and time ○ Expected gas volume and sulfur emissions ○ Steps or equipment to minimize sulfur emissions 	<p>mitigating and corrective actions implemented</p> <ul style="list-style-type: none"> ○ Demonstration reasonable steps taken to minimize excess emissions ○ Demonstration that emergency not caused by improperly designed equipment; lack of preventative maintenance; careless or improper operation; operator error; willful misconduct ○ Document that source was properly operated at time event occurred

As demonstrated above, Rule 4311 is as stringent as or more stringent than analogous rules in other California air districts.

SBCAPCD Rule 359 (Flares and Thermal Oxidizers)³⁸

SBCAPCD Rule 359 was adopted on June 28, 1994. Provisions of this rule apply to the use of flares and thermal oxidizers at oil and gas production sources, petroleum refinery and related sources, and natural gas services. Rule 359 sets specific requirements for the sulfur content in gaseous fuels, technology based standards, flare minimization plans, emergency events, and emission and operational limits.

³⁸ Santa Barbara County Air Pollution Control District. (1994, June 28). *Rule 359 Flares and Thermal Oxidizers*. Retrieved February 13, 2015 from <http://www.ourair.org/wp-content/uploads/rule359.pdf>.

Section D.3 of Rule 359 requires a FMP be submitted by any source subject to this rule that operates a flare rated at 15 MMBtu/hour or greater. For planned flaring, the FMP for all sources subject to this rule shall list a targeted maximum monthly flared gas volume, which shall not exceed 5% of the average monthly gas handled/produced/treated at the source unless the operator demonstrates such a maximum volume to be infeasible based on safety, engineering or cost constraints and proposes a different percentage. Any flaring that causes an exceedance of the emission limits or standards of Rule 359 is also not considered to be in violation if the operator demonstrates that the exceedance resulted from an emergency event.

Unlike District Rule 4311, SBCAPCD Rule 359 does not apply to the burning of sulfur compounds in the manufacturing of sulfur compounds. Additionally, under SBCAPCD Rule 359, flares for which flaring operations solely consist of planned, continuous flaring due to the non-availability of a produced gas pipeline are exempt from FMP requirements.

Although FMPs in SBCAPCD Rule 359 are required to list a targeted maximum monthly flared gas volume of five percent (5%) of the average monthly gas handled/produced/treated, the operator can obtain approval of a higher percentage by demonstrating that the maximum flare volume limit is infeasible based on safety, engineering, or cost constraints, which leaves the rule open to allow a higher amount of flaring. The District evaluated the percentage of gas flared in the Valley and found that the average percentage of gas flared between 2009 and 2013 was well below SBCAPCD's 5% theoretical level at 3.8% as shown in the table below.

Table C-11 Percent of Gas Flared at Valley Facilities

Year Of Data	Gas Produced (MCF)	5% Flared (if meeting SBCAPCD target) (Mscf)	Actual Flared (Mscf)	Percent of gas flared
2009	223,220,118	11,161,006	7,134,977	3.2
2010	241,676,822	12,083,841	7,884,879	3.3
2011	240,000,594	12,000,030	8,324,237	3.5
2012	216,232,509	10,811,625	10,147,080	4.7
2013	238,058,188	11,902,909	10,581,415	4.4
			Total Average Percent of Gas Flared in Valley	3.8%

In addition, unlike SBCAPCD rule 359, Rule 4311 does not allow an exceedance of any emissions limits or the requirement to minimize flaring activity, regardless of the cause. Allowing such a measure in the Valley would result in a serious relaxation of rule requirements and a potential increase in emissions. Under the District's rule, any exceedance or excess flaring not allowed under Rule 4311, regardless of the cause, would result in a violation and be subject to enforcement action. Flares subject to SBCAPCD Rule 359 whose flaring operations solely consist of planned, continuous flaring due to the non-availability of a produced gas pipeline outlet are also exempt from

FMP requirements while such flares subject to Rule 4311 are not exempt from FMP requirements and are still required to identify and implement actions that reduce flaring.

Based on the discussion above, District Rule 4311 is clearly more stringent than SBCAPCD Rule 359 for the following reasons:

- Rule 4311 applies to a broader range of sources than SBCAPCD Rule 359
- SBCAPCD Rule 359 includes a performance standard for the volume of gas flared (5%), but also includes APCO discretion for allowing unlimited flaring activity
- SBCAPCD Rule 359 contains several exemptions not allowed in Rule 4311, including the allowance for exceedance of emission limits
- EPA analysis resulted in the 2012 determination that Rule 4311 is as stringent as requirements in SBCAPCD Rule 359 in terms of core RACT requirements
- Overall, Rule 4311 results in significantly less flared gas relative to flaring capacity in the District as compared the allowable levels of flaring under SBCAPCD

State of North Dakota

- **Century Code 38-08-06.4**³⁹
- **Industrial Commission Order**⁴⁰

North Dakota Century Code 38-08-06.4 applies to flaring of gas produced with crude oil from an oil well. The North Dakota rule allows for the uncontrolled flaring of all gases during the first year after opening a new crude oil production well, after which flaring of the entire volume of gas must cease and the well must be:

- Capped;
- Connected to a gas gathering line;
- Equipped with an electrical generator that consumes at least seventy-five percent (75%) of the gas from the well;
- Equipped with a system that intakes at least seventy-five percent (75%) of the gas and natural gas liquids volume from the well for beneficial consumption by means of compression to liquid for use as fuel, transport to a processing facility, production of petrochemicals or fertilizer, conversion to liquid fuels, separating and collecting over fifty percent (50%) of the propane and heavier hydrocarbons;
or
- Equipped with other value-added processes as approved by the industrial commission, which reduce the volume or intensity of the flare by more than sixty percent (60%).

³⁹ North Dakota Legislative Branch. (2013, August). *Century Code 38-08-06.4 Flaring of Gas Restricted – Imposition of Tax – Payment of Royalties – Industrial Commission Authority*. Retrieved February 13, 2015 from <http://www.legis.nd.gov/cencode/t38c08.pdf?20150213153521>.

⁴⁰ North Dakota Industrial Commission. (2014, July 1). *Order of the Commission*. Obtained February 3, 2015 from <https://www.dmr.nd.gov/oilgas/or24665.pdf>.

Because of excessive flaring in North Dakota, the North Dakota Industrial Commission acted on a motion of the commission to consider amending the current oil production rule to reduce the amount of flared gas by issuing an order in July 2014 to increase gas capture from oil wells. The order requires 74% of gas capture (instead of flaring) by October 2014, 77% by January 2015, 85% by 2016, and 90% by 2020. If such gas capture percentage is not attained at a maximum efficient oil production rate, the well may still continue to produce 200 barrels of oil per day if at least 60% of the monthly volume of associated gas produced from the well is captured. If the 60% gas capture target is not met, the well may continue to produce 100 barrels of oil per day. This Order of the Commission is not an actual rule amendment and, because it did not pass through the entire public process, could be defeated in court or simply expire January 2016.⁴¹

Many of the sources subject to Rule 4311 design and operate their equipment and processes in a manner that inherently results in minimal flaring activity. Flare gas is typically flared further along in the process, rather than directly from production wells, resulting in less flaring activity. In contrast, sources in North Dakota flare large portions of the gas generated at oil production wells. This is a rudimentary oil production method that is often seen in regions with little to no history of emission regulations. Flaring in North Dakota has increased more than 50% in the past two years to levels previously unknown in the United States and comparable to those of Russia and Nigeria.⁴² According to North Dakota's Department of Mineral Resources, 29 percent (29%) of the natural gas now extracted in North Dakota is flared off, which accounts for almost 28% of all flaring in the United States and one percent (1%) of all flaring worldwide.⁴³ In April, 2014 alone, North Dakota wells burned off 10.3 billion scf of natural gas, worth almost \$50 million on the spot market. The annual value of flared gas is reportedly worth as much as \$1 billion.⁴⁴ This excessive flaring is due in part to the addition of 1,100 to 2,700 wells per year, with tens of thousands of wells still lacking access to a gas transmission pipeline.^{45,46}

Even with the recent order from the North Dakota Industrial Commission to increase gas capture to 74% by October 2014, 77% by January 2015, 85% by 2016, and 90% by 2020, the District already requires a minimum of 95% gas capture and achieves over 96%. In addition, because the North Dakota rule contains no requirements to control

⁴¹ The Bismarck Tribune. (2015, January 19). *Helm says tax revenue at risk if flaring, oil conditioning orders voided*. Retrieved February 13, 2015 from http://bismarcktribune.com/news/state-and-regional/helms-says-tax-revenue-at-risk-if-flaring-oil-conditioning/article_e615f72d-d2ff-50a6-a151-4875945792c5.html

⁴² King & Spalding. (2014, June). *Dispute Resolution, Oil & Gas Litigation*. Retrieved February 13, 2015 from <http://www.kslaw.com/library/newsletters/EnergyNewsletter/2014/June/article2.html>.

⁴³ North Dakota Pipeline Authority. *Natural Gas Facts*. Retrieved February 13, 2015 from <http://northdakotapipelines.com/natgasfacts/>.

⁴⁴ General Electric. (2014, September 10). *Taming North Dakota's Gas Flares*. Retrieved February 13, 2015 from <http://www.gereports.com/post/97136504480/taming-north-dakotas-gas-flares>.

⁴⁵ Oil & Gas Monitor. (2014, August 11). *Can a Flaring Problem Become Natural Gas Industry Advantage in North Dakota?* Retrieved February 13, 2015 from <http://www.oilgasmonitor.com/can-flaring-problem-become-natural-gas-industry-advantage-north-dakota/7617/>.

⁴⁶ North Dakota Department of Mineral Resources. Retrieved February 13, 2015 from http://www.ndoil.org/image/cache/NDPCAAnnual092111_2.pdf.

the fraction of gas not addressed by one of the required options, a producer would be able to vent up to 40% of produced gas directly to the atmosphere and still have the ability to flare the full captured amount. For the first year of operation, operators of new oil production wells are permitted to flare 100% of produced gas. Additionally, the optional equipment used to control the captured gas, such as uncontrolled internal combustion engines, could easily increase emissions because flaring in itself is a highly effective control technology. Finally, a producer may obtain an exemption by demonstrating to the industrial commission that connection of the well to a natural gas gathering line is economically infeasible or that a market for the gas is not available and equipping the well with an electrical generator to produce electricity from gas or employing a collection system is economically infeasible. North Dakota regulators granted ninety-five percent (95%) of extension requests over the last two years.⁴⁷

In the Valley, operators do not have the flexibility to capture only 60% of associated gas or to obtain extensions or exemptions from rule requirements as allowed in the North Dakota rule. New steam enhanced wells (the vast majority of wells in the District are heavy oil steam enhanced wells) require an ATC permit before they are operated. As part of receiving an ATC, these wells are subject to the District's New Source Review rule (District Rule 2201), which requires the installation of Best Available Control Technology (BACT) consisting of a system that collects and controls well vapors and must comply with a multitude of additional requirements (i.e., offsets, public noticing, health risk assessment, etc.).

The District has two rules specific to the operation of crude oil wells. Rule 4401 (Steam-Enhanced Crude Oil Production Wells) and Rule 4409 (Components at Light Crude Oil Production Facilities, Natural Gas Production Facilities, and Natural Gas Processing Plants). These rules contain control requirements including a minimum 95% capture and control, periodic leak detection, and repair requirements for steam enhanced wells and light oil wells. These rules also require the development of an Operator Management Plan (OMP) that describes how a facility will comply. The OMP must be updated annually to reflect any changes to the OMP, including changes to address newly installed wells. These prohibitory rules are applicable to both existing and new wells.

Regions such as North Dakota have only recently begun controlling emissions from flares and, as such, must make significant progress before matching the District in capture and control technology and stringency of regulations. After extensive analysis of the North Dakota rule requirements and comparison to those in the District, it is clear that Rule 4311 is significantly more stringent than North Dakota Century Code 38-08-06.4 for at least the following reasons:

- Rule 4311 applies to a broader range of sources than the North Dakota rule

⁴⁷ Scientific American. (2013, September 12). *North Dakota flared off \$1 billion worth of natural gas last year*. Retrieved February 14, 2015 from <http://blogs.scientificamerican.com/plugged-in/2013/09/12/north-dakota-flared-off-1-billion-worth-of-natural-gas-last-year/>.

- Rule 4311 requires 95% capture and treatment of produced gas, whereas the North Dakota rule only requires 60% capture and allows one year of unlimited flaring
- The North Dakota rule does not contain any requirements that address the remaining 40% of produced gas
- 95% of facilities that requested extensions to the requirements of the North Dakota rule were approved

Evaluation Findings

Even though flares are not a significant source of PM_{2.5}, NO_x, or SO_x in the Valley, the District has evaluated all potential control technologies and all control technologies achieved in practice in other areas or included in other state implementation plans. As demonstrated above, Rule 4311 currently has in place the most stringent measures feasible to implement in the Valley and therefore meets or exceeds both BACM and MSM requirements for this source category.

As described in the section detailing FMP requirements, operators of flares in the Valley are already implementing all feasible measures to reduce flaring activity. Even for those devices that have been committed to in FMPs, alternative methods of disposal do not necessarily decrease emissions, and could even increase emissions compared to the baseline from flares; however, combusting gas onsite or transmitting it for use at other sources could prevent the additional combustion of other fuel, thereby reducing overall emissions in the Valley, if not actually reducing emissions from the combustion of the flare gas.

In other air districts, the addition of transmission pipelines is the only major viable possible measure to reduce emissions. In the Valley, most producers of associated gas have access to transmission pipelines and are already selling as much gas as possible. The addition of pipelines would most likely not be performed by the facilities operating flares, but would instead be installed by utility companies such as PG&E. Requiring oil and gas producers that do not have access to transmission pipelines to construct them would be cost prohibitive and is beyond the scope of what is required by any other air district.

Although Rule 4311 already meets BACM and MSM requirements, the District is committing to further evaluate Rule 4311 beginning in 2015. See Chapter 8 (Commitment to Leave No Stone Unturned to Evaluate Additional Opportunities) for more information.

C.12 RULE 4313 LIME KILNS

Discussion

Rule 4313 was adopted in 2003 to limit NO_x emissions from the operation of lime kilns. Lime kilns can be used in a variety of manufacturing and processing operations, including food and agriculture. EPA finalized approval of the 2003 adoption of Rule 4313 on September 4, 2003 and deemed this rule as being at least as stringent as established RACT requirements.

Source Category

There are currently no lime kilns operating in the Valley. At the time of rule adoption, there were a total of three lime kilns in the Valley, used at two sugar processing plants; however, these plants have been non-operational since 2008. Any lime kilns beginning operation in the Valley in the future would be required to meet District BACT requirements, per District Rules 2201 (New and Modified Stationary Source Review Rule) and 4001 (New Source Performance Standards).

Emissions Inventory

There is no emissions inventory associated with lime kilns because there are no lime kilns operating in the Valley; no lime kilns are in the preliminary permitting process to become operational in the Valley, nor are any lime kilns expected to be operated in the Valley in the future.

How does District Rule 4313 compare with federal and state rules and regulations?

Federal Regulations

There are no EPA CTG or ACT requirements for this source category.

NSPS

- 40 CFR 60 Subpart HH (Standards of Performance for Lime Manufacturing Plants)

The District evaluated the requirements contained within 40 CFR 60 Subpart HH and found no requirements that were more stringent than those already in Rule 4313.

NESHAP/ MACT

- 40 CFR 63 Subpart AAAAA (National Emission Standards for Hazardous Air Pollutants for Lime Manufacturing Plants)

The District evaluated the requirements contained within 40 CFR 63 Subpart AAAAA and found no requirements that were more stringent than those already in Rule 4313.

State Regulations

There are no state regulations applicable to this source category.

How does District Rule 4313 compare to rules in other air districts?

There are no analogous rules for this source category in SCAQMD, BAAQMD, SMAQMD, and VCAPCD.

Evaluation Findings

There are no lime kilns operating in the Valley and thus no emissions or emission reduction opportunities for this source category. As previously mentioned, any lime kilns beginning operation in the future would be required to meet District BACT requirements. As such, Rule 4313 meets or exceeds both BACM and MSM requirements for this source category.

C.13 RULE 4352 SOLID FUEL FIRED BOILERS, STEAM GENERATORS, AND PROCESS HEATERS

Discussion

The purpose of Rule 4352 is to limit NO_x and carbon monoxide (CO) emissions from any boiler, steam generator or process heater fired on solid fuel. Prior to September 14, 1994 solid fuel fired units were exempt from the requirements of District Rule 4305. The adoption of Rule 4352 established NO_x limits of 200 parts per million volume (ppmv) for municipal solid waste facilities (MSW), 0.35 pounds per million British thermal units per hour (lb/MMBtu) for biomass facilities, and 0.20 lb/MMBtu for all other solid fuel fired units. Since its adoption, the rule has been amended three times. The December 2011 amendments strengthened the rule by lowering NO_x emissions limits for all three source categories. However, no emissions reductions were quantified because the rule amendments were meant to satisfy EPA RACT requirements and all units were determined to be operating at the new emission limits. EPA finalized approval of Rule 4352 on November 6, 2012 and deemed this rule as being at least as stringent as established RACT requirements.

While previous rule-amending projects for Rule 4352 have not quantified specific emissions reductions, the use of biomass facilities in the Valley has fostered emissions reductions. As an energy source, biomass can either be used directly or converted into other energy products such as biofuel. Biomass facilities in the Valley reduce the amount of pollutants created by open burning practices and the landfilling of potential biofuels such as agricultural materials, and urban and forest wood waste products by utilizing these materials. The District has reduced the total acreage of agricultural materials burned in the Valley to date by more than 80%.

Source Category

Boilers, steam generators, and process heaters are used in a broad range of industrial, commercial, and institutional settings. Units subject to this rule fire on a variety of solid fuels: coal, petroleum coke, biomass, tire-derived fuel, and MSW. Although the output from units subject to the rule could be utilized in many settings, all of the operators within the Valley use the units' output to generate electricity. There are 17 units subject to this rule located at 15 facilities.

The two primary methods of controlling NO_x emissions from boilers, steam generators, and process heaters are either to change the combustion parameters to reduce NO_x formation (i.e., combustion modification) or to treat the NO_x formed in the process before the NO_x is emitted into the atmosphere (i.e., post-combustion control or flue gas treatment).

Emissions Inventory

Pollutant	2012	2013	2014	2015	2016	2017	2018	2019	2020
<i>Annual Average - Tons per day</i>									
PM2.5	0.62	0.65	0.67	0.72	0.76	0.79	0.82	0.84	0.87
NOx	2.69	2.77	2.85	2.99	3.14	3.21	3.30	3.36	3.47
SOx	0.56	0.57	0.59	0.61	0.64	0.66	0.68	0.69	0.71
<i>Winter Average - Tons per day</i>									
PM2.5	0.61	0.64	0.66	0.71	0.75	0.77	0.81	0.83	0.86
NOx	2.40	2.49	2.56	2.71	2.85	2.91	3.01	3.07	3.18
SOx	0.54	0.56	0.57	0.59	0.62	0.64	0.66	0.68	0.69

As detailed in Chapter 5, the significance thresholds for source categories for the purpose of evaluating the application of BACM and MSM requirements are 1.4 tons per day (tpd) for PM2.5 combustion, 13.1 tpd for NOx, and 1.0 tpd for SOx. As identified in the above table, emissions from solid fuel fired boilers, steam generators, and process heaters are lower than the BACM/MSM significance thresholds. Therefore, the Clean Air Act does not require a control measure evaluation for this source category for the purpose of satisfying BACM/MSM requirements; however, the District has still conducted a full control measure evaluation for solid fuel fired boilers, steam generators, and process heaters.

How does District Rule 4352 compare with federal and state rules and regulations?

Federal Regulations

There are no EPA CTG requirements for this source category.

ACT

- EPA-453/R-94-022 (Alternative Control Techniques Document- NOx Emissions from Industrial/Commercial/ Institutional Boilers)

The District evaluated the requirements contained within the ACT for NOx Emissions from Industrial/Commercial/Institutional Boilers and found no requirements that were more stringent than those already in Rule 4352.

- EPA – 453/R-94-023 (Alternative Control Techniques Document- NOx Emissions from Utility Boilers)

The District evaluated the requirements contained within the ACT for NOx Emissions from Utility Boilers and found no requirements that were more stringent than those already in Rule 4352.

NSPS

- 40 CFR 60 Subpart Cb (Emission Guidelines and Compliance Times for Municipal Waste Combustors that are Constructed on or before December 19, 1995)

The District evaluated the requirements contained within 40 CFR 60 Subpart Cb and found no requirements that were more stringent than those already in Rule 4352.

- 40 CFR 60 Subpart D (Standards of Performance for Fossil-Fuel-Fired Steam Generators for which Construction is Commenced after August 17, 1971)

The District evaluated the requirements contained within 40 CFR 60 Subpart D and found no requirements that were more stringent than those already in Rule 4352.

- 40 CFR 60 Subpart Db (Standards of Performance for Industrial-Commercial-Institutional Steam Generating Units)

The District evaluated the requirements contained within the 40 CFR 60 Subpart Db and found no requirements that were more stringent than those already in Rule 4352.

NESHAP/ MACT

- 40 CFR 63 Subpart DDDDD (NESHAP for Major Sources: Industrial, Commercial, and Institutional Boilers and Process Heaters)

40 CFR 63 Subpart DDDDD was amended on January 31, 2013 to include new emission limits for PM, CO, and total selective metals (TSM), replace numeric dioxin emission limits with work practice standards, add new subcategories of facilities, and add alternative monitoring approaches. The District evaluated the requirements contained within this NESHAP and found no requirements that were more stringent than those already in Rule 4352.

State Regulations

There are no state regulations applicable to this source category.

How does District Rule 4352 compare to rules in other air districts?

There are no analogous rules for this source category in VCAPCD.

SCAQMD

- Rule 1146 (Emissions of Oxides of Nitrogen from Industrial, Institutional, and Commercial Boilers, Steam Generators, and Process Heaters)

The District evaluated the requirements contained within SCAQMD's Rule 1146 and found no requirements that were more stringent than those already in Rule 4352.

BAAQMD

- Regulation 9 Rule 7 (Nitrogen Oxides and Carbon Monoxide from Industrial, Institutional, and Commercial Boilers, Steam Generators, and Process Heaters)

The District evaluated the requirements contained within BAAQMD's Regulation 9 Rule 7 and found no requirements that were more stringent than those already in Rule 4352.

- Regulation 9 Rule 11 (Nitrogen Oxides and Carbon Monoxide from Electric Power Generating Steam Boilers)

The District evaluated the requirements contained within BAAQMD's Regulation 9 Rule 11 and found no requirements that were more stringent than those already in Rule 4352.

SMAQMD

- Rule 411 (NOx from Boilers, Process Heaters, and Steam Generators)

The District evaluated the requirements contained within SMAQMD's Rule 411 and found no requirements that were more stringent than those already in Rule 4352.

Additional Emission Reduction Opportunities

Biomass Facilities

The presence of biomass facilities in the Valley, from either new facilities or other solid fuel fired boilers that have converted to biomass, continues to significantly reduce NOx and PM emissions from open burning practices. However, the biomass industry has indicated that given current energy policy in California there is concern that biomass power facilities are in jeopardy. Many biomass plants in the Valley are nearing the end of their long-term contracts with utilities and find themselves in a position where the power that they provide is not the type of power that utilities are seeking (base load vs. intermittent) and that the prices being offered for new contracts are too low to support their operations.

The District has learned that two biomass power plants have shut down due to their inability to secure contracts with utilities at rates that are sufficient to sustain their operations. Greenleaf Power that operates the Tracy Biomass Plant, located in Tracy, reported that they shut down on October 31, 2014 and the Covanta facility located in Mendota was shut down in January 2015. Initially, another Covanta facility in Delano had indicated that they were likely to shut down but is now reporting that they were able to secure a one-year extension on their current utility contract at the same rate that enables them to continue to operate. With additional biomass facilities on the brink of closure, it has become even more infeasible to require citrus orchard removals to be sent for use in biomass.

The District has convened a number of productive meetings with agricultural stakeholders and representatives of the biomass industry in order to more fully understand the issues faced by the industry and develop a common vision of the future of biomass power amongst the stakeholders in the Valley. The meetings have been helpful in forging a better working relationship between agriculture representatives and biomass power producers and developing consensus on long-term solutions. The group has also discussed potential short term solutions.

In June 2014, the District's Governing Board adopted positions on two pieces of legislation that impact the biomass industry. The District adopted a position in support

of AB 2363 (Dahle), which was sponsored by the biomass industry, and would make biomass plants more competitive by fully accounting for the costs associated with intermittent sources of renewable power (solar and wind) when comparing them to other sources of power. AB 2363 was signed by the Governor and will begin to help level the renewable energy playing field. The District also took a position in opposition to SB 1139 (Hueso) that would have given preferential treatment to new geothermal power plants by requiring that utilities purchase specified amounts of new geothermal power. Ultimately, AB 1139 was not passed by the legislature.

Long-Term Solutions for Biomass

There is consensus that biomass power producers currently are not on a level playing field in competing with other renewable sources of power for utility contracts. They are also not receiving any preferential treatment for the societal benefits for providing a cleaner alternative to the open burning of agricultural waste and assisting with meeting landfill diversion goals.

Contracts between power producers and utilities are confidential, but the current market rate that the biomass plants can garner is approximately 6 cents/KWH. This is the rate that the utilities obtain through contracts with solar power providers. This low cost is made possible largely due to government subsidies provided for solar power production. Biomass power producers have indicated that it takes approximately 9-10 cents/KWH for the plants to cover their operating costs.

The District and representatives from agriculture and biomass industries are working to develop and pursue specific actions with the legislative branch, utilities, Public Utility Commission, CalRecycle, and other government agencies to help level the playing field and allow the biomass industry to fairly compete.

The District will also work with the stakeholders including the Federal Department of Energy, California Energy Commission, and other partner agencies to pursue clean alternatives to biomass power production for agricultural waste disposal.

Selective Catalytic Reduction

When comparing Rule 4352 to EPA and other air districts' BACT requirements, it was noted that SCR systems are considered BACT. A SCR system reduces NOx emissions by converting the emissions to water and elemental nitrogen. In the analyses below, the District evaluated the cost effectiveness of requiring SCR for all three categories of solid fuel fired boilers: MSW, biomass, and other fuels.

Cost Effectiveness of SCR for MSW Units

Currently, facilities are generally equipped with Selective Non-Catalytic Reduction (SNCR) and utilize this technology to meet emission limits ranging between 165 ppmv to 210 ppmv. Although it appears that facilities can achieve a lower NOx limit beyond the current rule requirements, an additional NOx control technology such as Selective Catalytic Reduction (SCR) would be needed. In fact, the installations that are achieving lower NOx emissions were installed as new installations equipped with the SCR

technology. The District could not find an example of an SCR installation as a retrofit on an existing MSW facility.

Though a retrofit installation has not been demonstrated in practice, the District conducted a cost effectiveness analysis to determine if installing SCR as a retrofit would be reasonable. The District used the following methodology and assumptions for this cost effectiveness analysis:

Assumptions

- Baseline emission factor is 0.286 lb-NO_x/MMBtu (equivalent to 165 ppmv @ 12% CO₂)
- SCR provides control to 50 ppmv at 7% O₂ (47 ppmv @ 12% CO₂)
- Capital cost annualized at 10% interest for 10 years

Cost data was obtained from a preconstruction approval by the Florida Department of Environmental Protection (FDEP) issued on December 23, 2010. The approval was issued for an MSW-fired combustor equipped with SCR for NO_x control. The control equipment costs from the FDEP application include uncontrolled NO_x emissions of 250 ppmv and controlled NO_x emissions of 50 ppmv which represents an 80% reduction in NO_x from the SCR. However, 80% reduction from 165 ppmv @ 12% CO₂ would yield controlled emissions of 33 ppmv, which is well below BACT. Therefore, controlled emissions are evaluated at the BACT limit of 47 ppmv @ 12% CO₂.

The SCR installation is sized for a unit rated at approximately 460 MMBtu/hr used to produce superheated steam for an electrical generator. The District reviewed the expected exhaust parameters and found them comparable to the parameters for solid fuel-fired boilers in the Valley. Therefore, it is believed that this cost estimate provides a valid basis for estimating costs for installing SCR on boilers in the Valley.

To maximize the emission reductions and economies of scale in estimating the retrofit costs, it is assumed that a 350 MMBtu/hr unit operating at full fire at 100% capacity factor year round for the MSW facility. The purpose of these assumptions is to err on the conservative side throughout the analysis.

Emissions are calculated in the following table:

Table C-12 Emissions from a MSW Unit

Fuel	Rating (MMBtu/hr)	Time (hr/yr)	EF (lb/MMBtu)	Emissions (lb/yr)	Emissions (tons/yr)
MSW (baseline)	350	8,760	0.286	876,000	438
MSW (controlled)	350	8,760	0.081	248,346	124

The capital and operational costs are sized to the facility size using the six-tenths rule, where:

- CA is a known cost of equipment of size A
- CB is the estimated cost of equipment of size B

- SB is the size of equipment B
- SA is the size of equipment A

$$C_B = C_A \times (S_B \div S_A)^{0.6}$$

It is standard District policy for Best Available Control Technology (BACT) analyses to use a 10 year life and 10% interest rate unless information indicates otherwise; therefore the capital recovery factor (CRF) of 0.1627 will be used to annualize the capital costs.

It is noted that the FDEP cost analysis is for a new unit with an adequately-sized induced draft (ID) fan. However, for a new unit the ductwork can be laid out in a way that minimizes pressure losses, allowing for a smaller ID fan than may be required for a retrofit. Affected sources have provided some estimates for additional electrical costs associated with the larger ID fan required for a retrofit, so these have been incorporated into the analysis. In addition, the FDEP analysis is for a new unit so it does not include the loss of revenue from taking a unit off-line to retrofit the new technology. For each unit it is estimated that the retrofit would require at least six months of downtime at \$118/MW-hr; this will be added to the capital cost. Finally, the FDEP analysis specifically ignored sales tax on capital equipment on the grounds it is exempt from sales tax in Florida. This would not be the case in California, so 8% sales tax has been included.

The cost effectiveness analysis for installing SCR on a MSW unit is as follows:

Table C-13 Cost Effectiveness for Installing SCR on a MSW Unit

<u>Description of Cost</u>	<u>Cost Factor</u>	<u>Cost</u>	<u>Source</u>
Direct Capital Costs (DC):			
Purchase Equipment Costs (PE):			
(A) Basic Equipment:			
1) SCR System (Quote from Babcock Power)		6,790,099	FDEP ⁴⁸
2) Additional Ductwork (220 ft)	\$1,800/ft	336,110	FDEP
3) Increased ID fan size		7,384	FDEP
Subtotal of Basic Equipment	A	7,133,593	FDEP
(B) Instrumentation and controls: (1% of A)	0.01 A	71,336	FDEP
(C) Freight: (5% of A)	0.05 A	356,680	FDEP
(D) Taxes	0.08 (A+B+C)	604,929	OAQPS
PE Total:		8,166,538	
Direct Installation Costs (DI): Assume Modular SCR w/ simple installation			
Foundation and Supports:	0.16 PE	1,306,646	FDEP
Handling and Erection:	0.40 PE	3,266,615	FDEP
Electrical: (quote from CH2M Hill)	0.10 PE	816,654	Industry
Piping: (quote from CH2M Hill)	0.20 PE	1,633,308	Industry
Insulation:	0.01 PE	81,665	OAQPS
Painting:	0.01 PE	81,665	OAQPS

⁴⁸ All costs from FDEP size-adjusted using six-tenths rule from 460 MMBtu/hr to 350 MMBtu/hr.

Description of Cost	Cost Factor	Cost	Source
Costs for Expansion of APC Building for SCR Components (quote Malcolm Pirnie)		366,665	FDEP
DI Total:		7,553,218	
Retrofit (Deconstruct existing building/structures, estimated equal to DI total)		7,553,218	District
Natural gas pipeline (replace fuel oil #2)		3,000,000	Industry
Site Preparation and Buildings			
DC Total = PE + DI + retrofit + pipeline:		26,272,974	
Indirect Costs (IC):			
Engineering:	0.10 PE	816,654	OAQPS
Construction and Field Expenses:	0.05 PE	408,327	OAQPS
Contractor Fees:	0.10 PE	816,654	OAQPS
Contingencies:	0.15 PE	1,224,981	FDEP
Start-up:	0.02 PE	163,331	OAQPS
Performance Testing:	0.01 PE	81,665	OAQPS
Retrofit Downtime (6 months minimum, electricity sales and tipping fees)		11,000,000	Industry
IC Total:		14,511,612	
Total Capital Investments (TCI = DC + IC):		40,794,586	
Direct Annual Costs (DAC): Assume SCR requires 0.5 hrs/shift			
Operating Costs (O): (\approx 1,095 shifts/year @ 3 shifts/day)			
Operator: 1.0 hr/shift	\$50/hr	54,750	FDEP
Supervisor:	15% operator	8,213	OAQPS
Maintenance Costs (M):			
Labor: 1.0 hr/shift	\$50/hr	54,750	FDEP
Material:	100% labor	54,750	FDEP
Utility Costs (U):			
Performance loss:	\$0.08848/kW-hr	386,495	FDEP
Electricity Cost: (additional 818 kW ⁴⁹)	\$0.08848/kWhr	634,019	Industry
Catalyst Replace:		123,071	FDEP
Total DAC:		1,316,048	
Indirect Annual Costs (IAC):			
Overhead:	60% O & M	87,828	OAQPS
Insurance:	0.01 TCI	407,946	OAQPS
Property Tax:	0.01 TCI	407,946	OAQPS
Administrative:	0.02 TCI	815,892	OAQPS
Annualized Total Capital Investment: interest rate (%) 10			
	Period (years): 10	0.1627 TCI	6,637,279 District Policy
Total IAC:		9,672,939	
Total Annual Cost (DAC + IAC):		9,672,939	

⁴⁹ Resized from industry estimate of 2 trains, 628 kW/train, for a 715 MMBtu/hr facility, resized to 350 MMBtu/hr

Table C-14 Summary of Cost Effectiveness for Installing SCR on a MSW Unit

Fuel Type	Baseline Emissions (tons/yr)	Controlled Emissions (tons/yr)	Emissions Reduced (tons/yr)	Adjusted Annualized Cost (\$/yr)	Cost Effectiveness (\$/ton)
MSW	438	124	314	9,672,939	\$30,806/ton

The cost effectiveness for installing SCR on a MSW fired boiler is \$30,806 per ton of NOx reduced. It is important to note that this calculation is based off of a new installation of SCR, not a retrofit as would be required by Valley facilities. While some retrofit expenses have been included, operators would potentially incur additional costs when retrofitting to incorporate SCR including expenses for additional ductwork, installation of a new natural gas pipeline to replace the existing fuel oil supply, and labor; therefore, District staff assumes the cost effectiveness is even higher than presented in this analysis.

Cost Effectiveness of SCR for Biomass Units

Currently, facilities are generally equipped with SNCR and although it appears that facilities could possibly achieve a lower NOx limit beyond the revised proposed rule amendments, additional NOx control technology such as SCR would be needed. In fact, the installations that are achieving lower NOx emissions are typically installed as new installations equipped with the SCR technology, with one exception. One facility in the Valley has installed SCR on a smaller existing boiler under an experimental research exemption approved in February 2008. In March 2009, the District approved the facility's application to replace the existing SNCR (which had become inoperable) with the SCR installed under the experimental research exemption. This modification did not result in any reduction in permitted emissions as the SCR-equipped boiler is only required to comply with the same emission limit the SNCR-equipped boiler was. This modification was incorporated into the Title V permit in September 2010. While this example may indicate that SCR is technologically feasible as a retrofit for smaller sized biomass-fired boilers, there are many other considerations unique to each facility that may inhibit the retrofit of a SCR system. Based on the following analysis, SCR is not cost effective at this time. It is important to note that this cost effectiveness analysis does not take into consideration the current economic struggles of the biomass industry, as previously described.

The District used the following methodology and assumptions for this cost effectiveness analysis:

Assumptions

- Baseline emission factor is 0.11 lb-NOx/MMBtu for Biomass (equivalent to 85ppmv @ 3% O₂)
- SCR provides 80% control efficiency (from the provided cost estimates)
- Capital cost annualized at 10% interest for 10 years

Cost data was obtained from a preconstruction approval by the FDEP issued on December 23, 2010 as described above in the MSW section.

To maximize the emission reductions and economies of scale in estimating the retrofit costs, it is assumed that a 700 MMBtu/hr unit is operating at full fire at 100% capacity factor year round is representative for the Valley biomass facilities. The purpose of these assumptions is to err on the conservative side throughout the analysis.

Emissions are calculated in the following table:

Table C-15 Emissions Calculations for a Biomass Unit

Fuel Type	Rating (MMBtu/hr)	Time (hr/yr)	EF (lb/MMBtu)	Emissions (tons/yr)	Control Efficiency	Emissions Reduced (tons/yr)
Biomass	700	8,760	0.11	337.26	80%	269.8

The capital and operational costs are sized to the facility size using the six-tenths rule, as described in the MSW section above.

$$C_B = C_A \times (S_B \div S_A)^{0.6}$$

Therefore;

$$\begin{aligned} C_B &= \$9,672,939/\text{year} \times (700 \text{ MMBtu/hr} \div 350 \text{ MMBtu/hr})^{0.6} \\ &= \$14,661,434/\text{year} \end{aligned}$$

It is standard District policy to use a 10 year life and 10% interest rate; therefore the capital recovery factor (CRF) of 0.1627 will be used to annualize the capital costs.

Table C-16 Cost Effectiveness for Installing SCR on a Biomass Unit

Fuel Type	Adjusted Annualized Cost (\$/yr)	Emissions Reduced (tons/yr)	Cost Effectiveness (\$/ton)
Biomass	14,661,434	269.8	\$54,342/ton

It is estimated based on the above data and assumptions that requiring the installation of SCR would provide a cost effectiveness of \$54,342/ton for a biomass-fired boiler. The cost effectiveness was evaluated without taking into account additional potential costs involved in a retrofit of the facility. It should also be noted that the District's cost effective analysis is very conservative since the installation of the SCR technology with an 80% control efficiency assumes a NOx emission level of approximately 17 ppmv @ 3% O2. This level is lower than established BACT levels and well beyond RACT thresholds. Therefore, even with these conservative assumptions, the installation of SCR is not cost effective for these types of installations.

Furthermore, the emission factors used above are short-term emission limits on a block 24-hour average basis and in all probability will not be representative of actual annual emission rates. Indeed, the post-SCR emission factors for biomass is 0.022 lb/MMBtu,

which is well below the short-term emission limits for recently issued biomass-fired boiler ATCs. If, as appears possible, the post-SCR emission rates are higher than assumed above, then the quantity of emission reductions will be lower and the cost of emission reductions greater. Finally, it is vital to remember that the 700 MMBtu/hr boiler assumed for biomass boilers above is an idealized hypothetical chosen to maximize the economies of scale in using the six-tenths rule to scale the cost estimate. For any actual plant within the population of solid fuel-fired boilers in the Valley, the boiler rating will be lower (as small as 171.2 MMBtu/hr) and the cost of emission reductions will be correspondingly higher.

Cost Effectiveness of SCR for Units Using Other Fuels

Currently, facilities are equipped with SNCR and although facilities may be able to achieve a lower NO_x limit beyond the revised proposed rule amendments, additional NO_x control technologies such as SCR would be needed. District staff conducted a cost effectiveness analysis to determine if installing SCR as a retrofit would be reasonable.

District staff used the following methodology and assumptions for this cost effectiveness analysis:

Assumptions

- Baseline emission factor is 0.10 lb-NO_x/MMBtu (equivalent to 73 ppmv @ 3% O₂)
- SCR provides 80% control efficiency (from the provided cost estimates)
- Capital cost annualized at 10% interest for 10 years

Cost data to install the SCR technology was obtained from a preconstruction approval the FDEP issued on December 23, 2010 as described above in the MSW section.

To maximize the emission reductions and economies of scale in estimating the retrofit costs, it is assumed that a 700 MMBtu/hr unit operating at full fire at 100% capacity factor year round is representative for boilers firing on “other” fuels. The purpose of these assumptions is to err on the conservative side throughout the analysis.

Emissions are calculated in the following table:

Table C-17 Emissions Calculations for Other Units

Fuel Type	Rating (MMBtu/hr)	Time (hr/yr)	EF (lb/MMBtu)	Emissions (tons/yr)	Control Efficiency	Emissions Reduced (tons/yr)
Other	700	8,760	0.10	306.6	80%	245.3

The capital and operational costs are sized to the facility size using the six-tenths rule, as described in the MSW section above.

$$C_B = C_A \times (S_B \div S_A)^{0.6}$$

Therefore;

$$C_B = \$9,672,939/\text{year} \times (700 \text{ MMBtu/hr} \div 350 \text{ MMBtu/hr})^{0.6}$$

$$= \$14,661,434/\text{year}$$

It is standard District policy to use a 10 year life and 10% interest rate; therefore the capital recovery factor (CRF) of 0.163 will be used to annualize the capital costs.

Table C-18 Cost Effectiveness for Installing SCR Other Unit

Fuel Type	Adjusted Annualized Cost (\$/yr)	Emissions Reduced (tons/yr)	Cost Effectiveness (\$/ton)
Other	14,661,434	245.3	\$59,769/ton

It is estimated based on the above data and assumptions that requiring the installation of SCR would result in a cost effectiveness of \$59,769/ton for an Other Fuel-fired boiler. The cost effectiveness was evaluated without taking into account additional potential costs involved in a retrofit of the facility. The District has determined that is not economically feasibility to require SCR based on this cost effectiveness analysis and did not further evaluate additional costs associated with a retrofit. It should also be noted that the District's cost effective analysis is very conservative since the installation of the SCR technology with an 80% control efficiency assumes a NOx emission level of approximately 15 ppmv @ 3% O2. This level is lower than established BACT levels and well beyond RACT thresholds. Therefore, even with these conservative assumptions, the installation of SCR is not cost effective.

Furthermore, the emission factors used above are short-term emission limits on a block 24-hour average basis and in all probability will not be representative of actual annual emission rates. Indeed, the post-SCR emission factors for "other" fuels is 0.020 lb/MMBtu, which is well below the short-term emission limits for recently issued ATCs. If, as appears possible, the post-SCR emission rates are higher than assumed above, then the quantity of emission reductions will be lower and the cost of emission reductions greater. Finally, it is vital to remember that the 700 MMBtu/hr boiler assumed for "other" fuels above is an idealized hypothetical chosen to maximize the economies of scale in using the six-tenths rule to scale the cost estimate. For any actual plant within the pollution of solid fuel-fired boilers in SJVAPCD, the boiler rating will be lower (as small as 171.2 MMBtu/hr) and the cost of emission reductions will be correspondingly higher. Based off of this information, it would not be cost effective to require Valley facilities to retrofit with additional NOx reduction technology beyond what is currently being used.

Controls for Direct PM2.5 Emissions

The District researched the potential opportunity of specifying required controls for direct PM2.5 emissions. Three technologies were recognized as being able to potentially reduce direct PM2.5 emissions: electrostatic precipitators (ESPs), baghouses, and cyclones.

An ESP is a particulate collection device that removes particles from a flowing gas using the force of an electrostatic charge with a 90- 99.9% control efficiency of PM_{2.5} for solid fuel fired boilers within the 100-500 MMBtu/hr size range of District units.⁵⁰ A baghouse, on the other hand, is a technology in which particulates are removed from a stream of exhaust gases as the stream passes through a large cloth bag. Baghouses have a PM_{2.5} removal effectiveness of 90-99.9% for solid fuel fired boilers in the size range of District units.⁵¹ Coal and coke-fired units generally use baghouses, but biomass boilers usually use ESPs because of the health and safety risk of the burning embers causing a fire in the baghouse. However, when cyclones are combined with the use of a baghouse, the burning embers are extinguished and allow for the use of a baghouse in a biomass facility⁵². This also reduces acid gases and some PM_{2.5} compared to the use of a baghouse alone.

All of the facilities subject to Rule 4352 have installed either a baghouse or ESP particulate matter removal system due to permitting requirements. Since the control efficiency ranges for both technologies are equivalent, there are currently no other PM controls more effective than current practices.

Controls for SO_x Emissions

Potential opportunities to reduce SO_x emissions from this source category were also researched. Most facilities subject to Rule 4352 currently inject limestone into the combustion chamber to react with fuel sulfur and produce various sulfate compounds, which can then be removed by the ESP or baghouse. This control technology typically achieves around 50% control of SO_x emissions⁵³; however, the emissions reduced are less for a low sulfuric fuel due to the lower concentration of sulfur dioxide (SO₂) initially in the combustion products.

Scrubbers are an add-on control technology that can achieve 70-95% control of SO_x emissions for solid fuel fired boilers⁵⁴. The only MSW facility in the Valley currently utilizes a semi-dry scrubber system to control SO_x emissions. Therefore, the District calculated the average cost effectiveness of a scrubber system for biomass and coal/coke facilities.

The District conducted a SO_x BACT evaluation for a local power generation facility that was installing a biomass boiler and determined the capital costs for a wet scrubber

⁵⁰ Senior, C., Afonso, R. (January 2009). *Applicability and Feasibility of NO_x, SO₂, and PM Emissions Control Technologies for Industrial, Commercial, and Institutional (ICI) Boilers*. Northeast States for Coordinated Air Use Management.

⁵¹ Senior, C., Afonso, R. (January 2009). *Applicability and Feasibility of NO_x, SO₂, and PM Emissions Control Technologies for Industrial, Commercial, and Institutional (ICI) Boilers*. Northeast States for Coordinated Air Use Management.

⁵² Roberts, C. (2009). *Information on Air Pollution Control Technology for Woody Biomass Boilers*. Northeast States for Coordinated Air Use Management and the EPA Office of Air Quality Planning and Standards.

⁵³ Alberta Research Council Inc. (2001). *Technical Advice on Air Pollution Control Technologies for Coal-fired Power Plants*.

⁵⁴ Senior, C., Afonso, R. (January 2009). *Applicability and Feasibility of NO_x, SO₂, and PM Emissions Control Technologies for Industrial, Commercial, and Institutional (ICI) Boilers*. Northeast States for Coordinated Air Use Management.

system are approximately \$5.8 million. The annualized capital equipment cost is calculated by multiplying the installed equipment cost by the capital recovery factor of 0.1627.

Annual Capital Costs (AC_{capital})

$$AC_{\text{capital}} = \$5,800,000 \times 0.1627$$

$$AC_{\text{capital}} = \mathbf{\$943,660/\text{year}}$$

In addition, this system has additional costs for the sodium hydroxide reagent used in the scrubber which are estimated to be an additional \$642,000 per year. Thus, the total annual cost would be:

Total Annual Costs (AC_{total})

$$AC_{\text{total}} = \text{Capital Costs} + \text{Reagent Costs} = (\$943,660/\text{year}) + (\$642,000/\text{year})$$

$$AC_{\text{total}} = \mathbf{\$1,585,660/\text{year}}$$

Cost effectiveness is calculated by dividing the annual cost by the annual emissions reductions from District standard emissions. One cost effectiveness analysis was conducted for the biomass and coal/coke fired units in the Valley because the four coal/coke fired units are fired on biomass part of the time.

The average SO_x emissions limit of these units, based on District Permits SO_x emissions limits, is 0.044 lb/MMBtu and the average heat input is 341 MMBtu/hr. An emissions factor of 0.27 lb/MMbtu at 24 hours per year is assumed to reflect the time needed for the startup and shutdown period, when the exhaust temperature is not high enough for controls to be fully effective. Therefore, those numbers were utilized to calculate annual standard emissions as follows:

Annual Standard Emissions (AE_{standard})

$$AE_{\text{standard}} = [(0.044 \text{ lb/MMBtu}) \times (341 \text{ MMBtu/hour}) \times (8,760 \text{ hour/year})] + [(0.27 \text{ lb/MMBtu}) \times (24 \text{ hour/year}) \times (341 \text{ MMBtu/hr})]$$

$$AE_{\text{standard}} = \mathbf{133,644.7 \text{ lb/year}}$$

Potential emissions, using the technologically feasible emission limit of 0.012 lb/MMBtu that is achieved by the use of a wet scrubber system, can be calculated as follows:

Annual Emissions with Wet Scrubber System (AE_{scrubber})

$$AE_{\text{scrubber}} = [(0.012 \text{ lb/MMBtu}) \times (341 \text{ MMBtu/hour}) \times (8,760 \text{ hour/year})] + [(0.27 \text{ lb/MMBtu}) \times (24 \text{ hour/year}) \times (341 \text{ MMBtu/hour})]$$

$$AE_{\text{scrubber}} = \mathbf{38,055.6 \text{ lb/year}}$$

Therefore, the cost effectiveness would be:

Cost Effectiveness (CE)

$$CE = (\$1,585,660/\text{year}) \div [(133,644.7 \text{ lb/year} - 38,055.6 \text{ lb/year}) \times (1 \text{ ton}/2,000 \text{ lb})]$$

CE = \$33,177/ton

It is important to note that the cost effectiveness analysis above does not reflect the costs of additional electricity consumption, additional labor costs, additional solid waste disposal, and other operational changes or additions that would be required to comply with the lower limit. The option of scrubbers is not a cost effective option, and therefore, is not feasible.

There are no additional technologies available to reduce SO_x emissions from solid fuel fired units.

Start-up Periods

The possibility of reducing the allowed start-up period of solid fuel fired boilers was considered, since facilities are exempt from emissions limits during this period. Facilities subject to Rule 4352 are currently subject to a start-up limit of 96 hours. Operators currently limit their start-up and shut-down times as much as possible since down time results in reduced productivity and profits. However, facilities periodically perform “cold repairs” on their solid fuel fired boilers for maintenance or trouble-shooting purposes. This requires operators to completely shut down the boilers, which in turn requires a longer start-up period to return to correct operating temperature. When the solid fuel fired boilers are starting up, the units are not operating with a full load which reduces emissions. Therefore, this is not a technologically feasible option for solid fuel fired facilities given the needs of current work practices.

Evaluation Findings

Even though solid fuel fired boilers, steam generators, and process heaters are not a significant source of PM_{2.5}, NO_x, or SO_x in the Valley, the District has evaluated all potential control technologies and all control technologies achieved in practice in other areas or included in other state implementation plans. As demonstrated above, Rule 4352 currently has in place the most stringent measures feasible to implement in the Valley and therefore meets or exceeds both BACM and MSM requirements for this source category. As the District continues to develop new attainment plans that address more stringent National Ambient Air Quality Standards, the District will continue to evaluate potential opportunities to reduce emissions from solid fuel fired boilers, steam generators, and process heaters in the Valley.

C.14 RULE 4354 GLASS MELTING FURNACES

Discussion

The provisions of Rule 4354 are applicable to glass melting furnaces in the Valley. The purpose of this rule is to limit NO_x, SO_x, volatile organic compounds (VOC), carbon monoxide (CO), and PM emissions from glass melting furnaces.

Rule 4354 was adopted on September 14, 1994 and has been subsequently amended six times. Rule 4354 was amended September 16, 2010 to strengthen the NO_x emission limits in the rule; EPA finalized approval for these amendments on August 29, 2011. Rule 4354 was subsequently amended again in May 19, 2011 to implement updated start-up requirements; EPA finalized approval of the 2011 amendments to Rule 4354 on January 31, 2013 and deemed this rule as being as stringent as, if not more stringent than, established RACT requirements. As a result of this stringent prohibitory rule and continuing efforts on behalf of this industry to reduce emissions, the Valley is home to glass-making facilities with glass melting furnaces that utilize the most advanced low-NO_x firing technology.

Source Category

Industrial glass making is a continuous process with raw materials supplied to the furnace at the front end, and product taken off the line at the back end of the process. The raw materials for making glass are silica sand and soda ash. Melting these basic materials and forming them into the desired product geometry creates the final glass product. The different end products vary widely in raw material additives, processing equipment and conditions, and product quality requirements. The emission limits of Rule 4354 depend on the type of glass produced, furnace firing technology and the emission-averaging period.

Rule 4354 is among the most stringent rules in the nation for glass melting furnaces. The NO_x emission limits contained within Rule 4354 require the installation of the best available NO_x technology (i.e. oxy-fuel firing or SCR systems).

Emissions Inventory

Pollutant	2012	2013	2014	2015	2016	2017	2018	2019	2020
<i>Annual Average - Tons per day</i>									
PM2.5	0.33	0.34	0.35	0.36	0.38	0.39	0.39	0.40	0.40
NO _x	6.04	6.21	3.99	4.08	4.17	4.27	4.31	4.35	4.38
SO _x	1.96	2.00	1.83	1.87	1.90	1.93	1.95	1.96	1.98
<i>Winter Average - Tons per day</i>									
PM2.5	0.33	0.34	0.35	0.36	0.38	0.39	0.39	0.40	0.40
NO _x	6.04	6.21	3.98	4.08	4.17	4.27	4.31	4.34	4.38
SO _x	1.96	2.00	1.83	1.87	1.90	1.93	1.95	1.96	1.98

As detailed in Chapter 5, the significance thresholds for source categories for the purpose of evaluating the application of BACM and MSM requirements are 1.4 tons per

day (tpd) for PM_{2.5} combustion, 13.1 tpd for NO_x, and 1.0 tpd for SO_x. As identified in the above table, PM_{2.5} and NO_x emissions from glass melting furnaces are lower than the BACM/MSM significance thresholds. Therefore, the Clean Air Act does not require a control measure evaluation for this source category for the purpose of satisfying BACM/MSM requirements for PM_{2.5} and NO_x; however, the District has still conducted a full control measure evaluation for glass melting furnaces.

How does District Rule 4354 compare with federal and state rules and regulations?

Federal Regulations

There are no EPA CTG requirements for this source category.

ACT

- EPA-435/R-94-037 (Alternative Control Techniques Document—NO_x Emissions from Glass Manufacturing)

The District evaluated the requirements contained within the above ACT and found no requirements that were more stringent than those already in Rule 4354.

NSPS

- 40 CFR 60 Subpart CC (Standards of Performance for Glass Manufacturing Plants)

The District evaluated the requirements contained within 40 CFR 60 Subpart CC and found no requirements that were more stringent than those already in Rule 4354.

- 40 CFR 60 Subpart PPP (Standards of Performance for Wool Fiberglass Insulation Manufacturing Plants)

The District evaluated the requirements contained within 40 CFR 60 Subpart PPP and found no requirements that were more stringent than those already in Rule 4354.

NESHAP/ MACT

- 40 CFR 61 Subpart N (National Emission Standard for Inorganic Arsenic Emissions from Glass Manufacturing Plants)

40 CFR 61 Subpart N was last amended February 27, 2014; however, this NESHAP only regulates inorganic arsenic emissions and therefore does not apply to this control measure evaluation.

- 40 CFR 63 Subpart NNN (National Emission Standards for Hazardous Air Pollutants for Wool Fiberglass Manufacturing Plants)

The District evaluated the requirements contained within 40 CFR 63 Subpart NNN and found no requirements that were more stringent than those already in Rule 4354.

- 40 CFR 63 Subpart SSSSSS (National Emission Standards for Hazardous Air Pollutants for Glass Manufacturing Area Sources)

The District evaluated the requirements contained within 40 CFR 63 Subpart SSSSSS and found no requirements that were more stringent than those already in Rule 4354.

State Regulations

There are no state regulations applicable to this source category.

How does District Rule 4354 compare to rules in other air districts?

There are no analogous rules for this source category in VCAPCD and SMAQMD.

SCAQMD

- Rule 1117 (Emissions of Oxides of Nitrogen from Glass Melting Furnaces)

The District evaluated the requirements contained within SCAQMD's Rule 1117 and found no requirements that were more stringent than those already in Rule 4354.

BAAQMD

- BAAQMD Regulation 9 Rule 12 (Nitrogen Oxide Emissions from Glass Melting Furnaces)

The District evaluated the requirements contained within BAAQMD's Regulation 9 Rule 12 and found no requirements that were more stringent than those already in Rule 4354.

Additional Emission Reduction Opportunities

SOx Limits for Container Plants

The District evaluated the possibility of lowering the existing SOx limits for container plants from the current limits of 0.9 and 1.1 lbs of SOx per ton of glass, depending on cullet content, to the District BACT limit of 0.8 lbs/ton. The analysis below indicates that it is not technologically feasible to lower the SOx limits.

The glass container industry is mandated by the State of California to use a minimum quantity of recycled glass (cullet) as part of the production process. The quantity of clear glass cullet available to glass manufacturers is very limited; therefore, cullet with a large portion of colored glass is included in each batch. The continued use of mixed color cullet is critically important to meeting California's recycling goals. Due to the variable quality of mixed color cullet, SOx emissions produced by the melting of recycled cullet are also variable.

Container glass manufacturers control multiple furnaces as a single unit, meaning that the exhaust from multiple furnaces are ducted together and the total emissions are averaged over the total amount of glass pulled from all furnaces. Because emissions are averaged across furnaces, EPA requires that there be a 10% air quality benefit, meaning that the overall limit for multiple furnaces be 10% less than the limit for a single

furnace. This imposes the lowest SO_x emission limit on container glass furnaces, but allows operators to install one control device per facility rather than one add-on control device per furnace. SO_x emissions limits for container glass were adopted at 1.1 pounds per ton of glass produced if the operator uses at least 25% by weight of mixed color cullet and a limit of 0.9 pounds per ton of glass produced for all other container glass manufacturing. If the District were to lower the limits in the rule to 0.8 lbs/ton, then the 10% required air quality benefit for multiple furnaces extend beyond BACT, which is not feasible. The 0.8 lbs/ton BACT limit is equivalent to the 0.9 lbs/ton limit with the additional EPA required 10% air quality benefit.

Evaluation Findings

Even though glass melting furnaces are not a significant source of PM_{2.5} or NO_x in the Valley, the District has evaluated all potential control technologies and all control technologies achieved in practice in other areas or included in other state implementation plans. As demonstrated above, Rule 4354 currently has in place the most stringent measures feasible to implement in the Valley and therefore meets or exceeds both BACM and MSM requirements for this source category. As the District continues to develop new attainment plans that address more stringent National Ambient Air Quality Standards, the District will continue to evaluate potential opportunities to reduce emissions from glass melting furnaces in the Valley.

C.15 RULE 4550 CONSERVATION MANAGEMENT PRACTICES

Discussion

Rule 4550 is the District's Conservation Management Practices (CMP) rule. Rule 4550 was the first rule of its kind in the nation to reduce fugitive particulate emissions from agricultural operations through the reduction of passes of agricultural equipment and implementation of other conservation practices. Rule 4550 is unique because it is based upon a menu approach of control techniques to accommodate the variability of agricultural industries. The selected CMPs are listed on application forms that are submitted to the District for approval as a CMP Plan. Agricultural operations are required to maintain detailed records verifying use of the approved Conservation Management Practices. Approved CMP plans are enforced through onsite inspections and operators are required to submit applications and modify their plans when changing their conservation management practices. Through this rule, PM10 emissions have been reduced by 35.3 tons per day⁵⁵, which is approximately a 24% reduction for this source category.

The District worked extensively with stakeholders, growers, and the Agricultural Technical Committee for the San Joaquin Valley-wide Air Pollution Study Agency (AgTech) for two years prior to developing the Conservation Management Practices (CMP) Rule. Rule 4550 was adopted on August 19, 2004 to help bring the Valley into attainment of federal PM10 standards. Rule 4550 has served as a model for other regions seeking to reduce fugitive particulate emissions from agricultural sources.

Upon adoption of Rule 4550, the District embarked on an ambitious implementation strategy, working extensively with agricultural stakeholders to ensure that affected sources were assisted as much as possible in complying with the requirements, and consequently ensuring that the CMP Program was successful. To this end, the District created special CMP application forms, which were designed to allow growers to select approved practices from simplified checklists. A special web page was created that contains answers to frequently asked questions, application forms, and other forms of assistance for agricultural operations. The District hired additional staff, including additional Small Business Assistance (SBA) staff, and took part in over 40 workshops throughout the Valley to assist sources in completing and submitting the required CMP application forms. The workshops were coordinated with agricultural stakeholders, and tremendous outreach was performed to ensure that as many affected sources as possible would attend and receive assistance at the workshops. As a result of these efforts, the District's CMP Program realized the following notable achievements:

- Approximately 4,000 workshop participants, with many of the participants submitting CMP Plan applications during the workshops.
- The District received and processed over 6,000 CMP Plan applications during 2005.

⁵⁵ SJVAPCD. *Conservation Management Practices Program Report for 2005*. (2006, January 19). Retrieved from http://www.valleyair.org/farmpermits/updates/cmp_program_report_for_2005.pdf

- The practices used by valley agricultural sources encompass 3.2 million acres of farmland, and over 30,000 miles of unpaved roads.
- The PM10 reductions are quantifiable and enforceable through approved CMP plans and inspections.
- The collaborative effort responsible for the CMP program received US EPA Region IX's "2005 Environmental Award for Outstanding Achievement."

The District also conducted an additional 60 workshops throughout the Valley over the last 10 years for the purpose of assisting sources comply with the CMP and other ag-related rules.

EPA finalized approval of Rule 4550 on February 14, 2006 and determined that the rule met BACM requirements.⁵⁶ Subsequent to EPA's approval of Rule 4550, two separate lawsuits were filed challenging EPA's approval of the rule as satisfying BACM. The Ninth District Court of Appeals, in both cases, agreed with EPA's approval and reaffirmed EPA's finding that Rule 4550 meets BACM requirements.^{57,58}

Source Category

This rule is applicable to on-field farming and agricultural operation sites located within the Valley. Rule 4550 limits fugitive dust emissions from farming operations by requiring CMP plans for farms with 100 acres or more, dairies with 500 or more mature cows, cattle feedlots with 190 or more cows, turkey ranches with 55,000 or more turkeys, chicken ranches with 125,000 or more chickens, and chicken egg ranches with 82,000 or more laying hens.

Rule 4550 specifies that agricultural operations must select at least one CMP from each of the identified applicable CMP categories. Animal feeding operation (AFO) sources subject to Rule 4550 that also grow field crops must select CMPs for their field crops, as well as their AFO. There are five CMP categories for the cropland source category, four CMP categories for the dairy source category, four CMP categories for the feedlot source category, and five CMP categories for the poultry source category. The selected CMPs must be noted on the applications provided and then submitted to the District for approval. Completed applications constitute a CMP Plan once approved by the District.

Emissions from agricultural operations vary by many factors, some beyond the control of the agricultural operations. PM10 emissions are generated during land preparation activities, harvest activities, and post-harvest activities. Emissions are caused by the mechanical disturbance of the soil by implements and the tractors pulling them,

⁵⁶ 71 Federal Register 30, 7683-7688. (2006, February 14). *Revisions to the California State Implementation Plan; San Joaquin Valley Unified Air Pollution Control District*. Retrieved from <http://www.gpo.gov/fdsys/pkg/FR-2006-02-14/pdf/06-1311.pdf>

⁵⁷ U.S. Court of Appeals for the Ninth Circuit. *Latino Issues Forum v. EPA*. Retrieved from http://njlaw.rutgers.edu/collections/resource.org/fed_reporter/NEWcir9/cir9/0671907_cir9.html

⁵⁸ SJVAPCD. *Court rules in favor of Air District ag rule. Second decision this week affirms PM progress*. Retrieved from https://www.valleyair.org/recent_news/Media_releases/2009/PR%20Court%20decision%20favors%20District%20ag%20rule.pdf

resulting in the entrainment of soil or plant materials into the air. Wind blowing across exposed agricultural land also causes the entrainment of PM₁₀ into the air. In addition, PM₁₀ emissions can also become entrained from vehicular travel over unpaved roads and unpaved parking/equipment areas. Conservation management practices fall into several broad categories and are intended to reduce emissions as follows:

- The reduction of soil or manure disturbance;
- Soil protection from wind erosion;
- Equipment modifications to physically produce less PM₁₀; and
- Application of water or dust suppressants on unpaved roads and other travel areas to reduce emissions entrained by moving vehicles and equipment.

Emissions Inventory

There are no NO_x or SO_x emissions attributable to the sources subject to CMP requirements. The following emissions inventory table represents PM_{2.5} emissions only.

Source	2012	2013	2014	2015	2016	2017	2018	2019	2020
Annual Average - Tons per day									
Tilling Dust	5.17	5.14	5.12	5.09	5.07	5.04	5.02	5.00	4.97
Harvest Operations – Dust	7.28	7.25	7.23	7.20	7.18	7.15	7.12	7.10	7.07
Dust from Agricultural Lands (non-pasture)	6.15	6.12	6.08	6.05	6.02	5.99	5.96	5.93	5.90
Dust from Pasture Lands	1.09	1.09	1.08	1.08	1.08	1.07	1.07	1.06	1.06
Winter Average - Tons per day									
Tilling Dust	7.37	7.33	7.29	7.25	7.21	7.18	7.14	7.10	7.06
Harvest Operations – Dust	0.31	0.31	0.30	0.30	0.30	0.29	0.29	0.29	0.29
Dust from Agricultural Lands (non-pasture)	4.36	4.33	4.30	4.28	4.25	4.23	4.20	4.17	4.15
Dust from Pasture Lands	0.23	0.23	0.23	0.23	0.23	0.23	0.22	0.22	0.22

As detailed in Chapter 5, the significance threshold for source categories for the purpose of evaluating the application of BACM and MSM requirements is 4.0 tons per day (tpd) for PM_{2.5} dust emissions. As identified in the above table, annual average emissions from pasture lands are lower than the BACM/MSM significance threshold. Therefore, the Clean Air Act does not require a control measure evaluation for that source category for the purpose of satisfying BACM/MSM requirements; however, the District has still conducted a full control measure evaluation for CMPs for all emission categories.

Contribution of PM_{2.5} to PM₁₀ Emissions from Agricultural Operations

While Rule 4550 has been successful in reducing both PM₁₀ and PM_{2.5} emissions, recent studies have indicated that the PM_{2.5} fraction of emissions makes up a small portion of the total particulate emissions from agricultural operations. Additionally, particulate emissions from agricultural operations are geologic in nature. These geologic particulate emissions make up a relatively small portion of the overall PM_{2.5}

concentrations during the winter season and have relatively low toxicity relative to the organic carbon fraction of PM_{2.5} and to re-suspended road dust.⁵⁹

Accordingly, particulate emissions from agricultural sources do not play a significant role with regard to attainment of the PM_{2.5} standards addressed by this plan, and Rule 4550 is primarily a PM₁₀ reduction strategy. For example, 2004-2006 speciation analyses of PM_{2.5} from the Speciated Trends Network in Fresno and Bakersfield found that the annual average geologic fraction was 4% and 6%, respectively.⁶⁰ Given that PM_{2.5} emissions from agricultural field operations are generally subject to deposition near their source, the predominant source of this geologic PM_{2.5} would be urban re-suspended road dust with relatively little contribution from agricultural activities.

PM_{2.5} emissions from agricultural field operations have been generally over-estimated in absolute terms due to species differences between the fine and coarse fractions of geologic emissions. Using Valley ambient measurements of trace elements, the PM_{2.5}/PM₁₀ ratios for the predominant trace elements found in fugitive dust have been estimated.⁶¹ The average ratio for aluminum and silicon was 0.05 and ranged between 0.10 to 0.16 for calcium, titanium, and iron. Based on the relative abundances of these elements in fugitive dust, the overall PM_{2.5}/PM₁₀ ratio was estimated to be 0.06 (6%). This ratio estimate is substantially lower than the ratio of 0.20 reported previously for agricultural crops nationwide by MRI in 1996 based on limited supporting data and broad assumptions.⁶² Further review of Valley research on PM_{2.5}/PM₁₀ ratios shows a consistent mid-point estimate of 0.10.⁶³ To summarize, PM_{2.5} comprises a small fraction of total PM₁₀ emissions from field operations, approximately 10% in the Valley.

Historically, both grid models and PM_{2.5} monitors used in field studies have significantly over-estimated overall PM_{2.5} emissions from agricultural field operations as well as their contribution to ambient PM_{2.5} concentrations. In respect to grid modeling biases, there is an expert consensus regarding the sources of grid model overestimation: (1) faulty emission factor algorithms, (2) imprecise or difficult to obtain activity data to apply these algorithms (including inability to account for the effect of actual meteorological conditions on emissions), (3) the multiplier used to infer PM_{2.5} from PM₁₀ emissions, and (4) modeling transport over-estimation (especially in the treatment of particles near their point of emissions).⁶⁴

⁵⁹ Rogge, W. F., Hildemann, L. M., Mazurek, M. A., Cass, G. R. and Simoneit, B. R. T. *Sources of Fine Organic Aerosol—3. Road Dust, Tire Debris, and Organometallic Brake Lining Dust—Roads as Sources and Sinks*. *Environmental Science & Technology* 27(9), 1892-1904. 1993.

⁶⁰ SJVAPCD. (2012). *2012 PM_{2.5} Plan*. Retrieved from <http://www.valleyair.org/Workshops/postings/2012/12-20-12PM25/FinalVersion/04%20Chapter%204%20Sci%20Foundation%20and%20Modeling.pdf>

⁶¹ Countess, R. *Reconciling Fugitive Dust Emission Inventories with Ambient Measurements*. 12th Annual EPA EI Mtg, San Diego, CA. April 29-May 1, 2003.

⁶² Cowherd, C., and W. Kuykendal. (1996, June). *Paper No. WP96.04, Proceedings of the Annual Meeting of the Air and Waste Management Association*

⁶³ Pace, T.G, EPA. (2005, April). *Examination of the Multiplier Used to Estimate PM_{2.5} Fugitive Dust Emissions from PM₁₀*. Retrieved from <http://www.epa.gov/ttn/chief/conference/ei14/session5/pace.pdf>.

⁶⁴ Pace, T.G, EPA. (2005). *Methodology to Estimate the Transportable Fraction (TF) of Fugitive Dust Emissions for Regional and Urban Scale Air Quality Analyses*.

In respect to over-estimation of PM_{2.5} transport, much of the ground level fugitive dust from soil disturbance is likely to be removed close to the source.^{65,66,67} This is due to the low release height and turbulence which keeps particles temporarily close to the surface where they are subject to removal by impaction on nearby surfaces, including vegetation and structures. Equally significant in respect to over-estimation of PM₁₀ and PM_{2.5}, grid models ignore all removal processes in the grid cell where the emissions originate. Given that 4 kilometers is a typical grid dimension, a considerable fraction of PM_{2.5} emitted under normal field operations could and often would be deposited within that cell.

Wind-blown Dust in the Valley

The Valley experiences wind-blown dust events from time to time typically during the spring and fall seasons when weather disturbances are most common. These events are less likely to occur during the long stagnation periods of the summer and winter. When soil conditions are dry, strong wind events often entrain coarse particulate matter into the atmosphere, carrying the pollution long distances across the Valley. This phenomenon has the potential to create higher concentrations of PM₁₀ in its path of impact.

Although these events primarily cause higher PM₁₀ concentrations, there are rare instances where PM_{2.5} concentrations become elevated. In addition to the rarity of elevated PM_{2.5} concentrations, the PM_{2.5} values recorded during the strong stagnation periods of the winter season are usually much higher than those recorded during wind events. Because of this, the Valley's PM_{2.5} design values are driven primarily by high winter-time concentrations, mostly due to organic carbon and the secondary formation of ammonium nitrate. Comparatively, the geologic component of the Valley's peak PM_{2.5} concentrations is only a fraction of the mass formed through secondary processes and other sources. As a result, the wind events experienced in the Valley are not a significant contributor to the PM_{2.5} attainment challenges for the region, and placing further controls on this source would not make a substantial difference in the District's PM_{2.5} design values.

Continuous Evaluation of Potential CMPs

The District evaluates the effectiveness of CMPs on a regular basis, as illustrated on the District's web page under *Requirements for Agricultural Operations*.⁶⁸ Rule 4550 was adopted in August 2004, and during that same year the *Ag CMP Handbook*, the *Poultry CMP Handbook*, and a list of conservation management practices were posted to the same District site. In 2006, the District prepared and published a CMP Program Report

⁶⁵ Watson, J. G., J. Chow and contributors (2000, May). *Reconciling Urban Fugitive Dust Emissions Inventory and Ambient Source Contribution Estimates*. Desert Research Institute Report 6110.4F. Prepared for U.S. EPA. Retrieved from <http://www.epa.gov/ttn/chief/efdocs/fugitivedust.pdf>

⁶⁶ Slinn, W. "Predictions for Particle Depositions to Vegetative Canopies", *Atmospheric Environment*, 16: 1785-1794, 1982.

⁶⁷ Etyemezian, V. et al., Desert Research Institute (2003, January) *Field Testing and Evaluation of Dust Deposition and Removal Mechanisms – Final Report*. Retrieved from http://www.westar.org/Docs/Dust/Transportable_Dust_Final_Report_DRI_WESTAR.pdf

⁶⁸ SJVAPCD. *Requirements for Agricultural Operations*. <http://www.valleyair.org/farmpermits/>

for 2005,⁶⁹ in which the District provided an explanation of the key components of the CMP program and a detailed summary of the process of identifying and quantifying the emission reductions achieved through December 31, 2005.

The District also posted a guidance document entitled, *San Joaquin Valley Air Pollution Control District Approval of New Conservation Management Practices (CMPs)*,⁷⁰ to the District web page in 2010. This document outlines procedures for the approval of new CMPs proposed by owners/operators to be used for compliance with the requirements of Rule 4550 conservation management practices. In addition, District Rule 4550 is brought up for discussion frequently in the AgTech Committee, which consists of various regulatory agencies, agricultural industry representatives, and university professors. The AgTech Committee has evaluated proposed CMPs for inclusion as part of the approved CMP list, including the promotion of conservation tillage at Valley farms, misting to reduce PM10 generated by disking, and almond harvesting techniques to reduce emissions.

- **Conservation Tillage/Combined Operations**

Conservation tillage includes types of tillage that reduce loss of soil and water in comparison to conventional tillage. Benefits include the reduction of passes and soil disturbance and soil improvements because it retains plant residue and increases organic matter. Examples of conservation tillage include converting to no or low till operations, implementing reduced till activities, adding soil/water amendments to improve resources, and reducing tillage needs.

In the spring of 2008, EPA and USDA Agricultural Research Service (ARS) in collaboration with the District, NRCS, and other agencies/stakeholders performed a study of conservation tillage/combined operations and demonstrated significant PM emission reductions from this practice. EPA completed the final report in June 2013. This report, including the merits of conservation tillage/combined operations were discussed in great detail in the AgTech meetings and amongst industry stakeholders. It was determined that the conservation tillage/combined operations management practice is already included in nine out of the eleven crop categories with the other two crop categories consisting of a “non-tillage/chemical tillage” option. Non-tillage requires no disturbance of soil and can achieve even more reductions than conservation tillage. In addition, Rule 4550 already allows the option to select an “other” mitigation measure, which needs to be approved on a case by case basis. Since “conservation tillage” is already an approved conservation management practice, if an operator chose this for the “other” mitigation measure it would likely be approved.

⁶⁹ SJVAPCD. (2006, January 19). *Conservation Management Practices Program Report for 2005*. Retrieved 2/2/2015 from http://www.valleyair.org/farmpermits/updates/cmp_program_report_for_2005.pdf.

⁷⁰ SJVAPCD. (2010, December 14). *San Joaquin Valley Air Pollution Control District Approval of New Conservation Management Practices (CMPs)*. Retrieved 2/2/2015 from http://www.valleyair.org/policies_per/Policies/SSP_3010.pdf.

- **CSUF Foundation Report: MISTING: A Conservation Management Practice for Reducing PM10 Generated by Disking**

A study was performed between March 2008 and September 2011 to test if the addition of a Misting System Duct Control Unit manufactured by Diamond E. Manufacturing would reduce emissions from disking. The final report was published in December 2011. In January 2013, Diamond E. Manufacturing requested that the Diamond E. Manufacturing Dust Control Unit be added to the official CMP list. A District review of the report indicated that it did not provide sufficient information to demonstrate the minimum 10% reduction in PM10 emissions and therefore, was not added to the official CMP list. If sufficient information demonstrating that the dust control unit achieves the minimum PM10 reductions is provided in the future, this measure would be allowed to be selected under the existing CMP category: Cropland – Land Preparation/Cultivation, Equipment changes/Technological Improvements.

- **Harvesting Equipment to Reduce PM Emissions from Almond Harvest Operations**

A study was performed in 2010 and 2011 by Texas A&M to evaluate a variety of improved almond harvesters and their ability to reduce PM emissions. A final report was published in January 2013, demonstrating that the newer harvesters achieved significant PM emissions compared to their predecessors. This specific measure was not added to the list of conservation practices because it was determined that using newer almond harvesters to reduce PM emissions would be allowed under the existing CMP Category: Cropland-Harvest, Equipment Changes/Technological Improvements.

How does District Rule 4550 compare with federal and state rules and regulations?

Federal requirements such as NSPS, NESHAP, MACT, CTGs, and ACTs and state regulations are not applicable to this source category.

How does District Rule 4550 compare to rules in other air districts and states?

The requirements and applicability of Rule 4550 were compared to analogous rules in other air districts and states to determine the stringency of Rule 4550 compared to those other rules. BAAQMD and VCAPCD do not have rules that are analogous to Rule 4550.

SMAQMD

- Rule 215 (Agricultural Permit Requirements and New Agricultural Permit Review): District Rule 4550 is at least as stringent as if not more stringent than the analogous rule in SMAQMD.

SCAQMD

- SCAQMD has adopted agricultural best management practices (BMP) programs, which were approved by EPA as Best Available Control Measures (BACMs); however, the District's CMP rule exceeds these standards.

Imperial County Air Pollution Control District (ICAPCD)

- Rule 806 (Conservation Management Practices)

Imperial County APCD (Imperial) first adopted their Regulation VIII rules in 2005 to implement requirements designed to reduce the amount of PM10 entrained in the ambient air as a result of emissions generated from anthropogenic fugitive dust sources. Rule 806 (Conservation Management Practices) is a part of this set of rules. EPA did not approve the Regulation VIII rules as amendments to the state implementation plan (SIP) in July 2010. After a public process and mediation between Imperial and EPA, on October 16, 2012, a revised rule was adopted with rule requirements effective on and after January 1, 2013.

Imperial Rule 806 requires one conservation practice from each of three categories (land preparation and cultivation, harvesting, and cropland-other), but the rule also specifies that if the owner or operator of an Agricultural operation site chooses to implement conservation tillage as a conservation practice, then that owner/operator does not need to select any additional conservation practices.

As stated earlier, the District's CMP rule includes conservation tillage as a conservation management practice for nine out of the eleven crop categories, listed as an option under Land Preparation/Cultivation and/or under the Harvest section. The option to select conservation tillage is also available to all crops by program design because each of the three sections includes an "Other (approved on a case-by-case basis)," thus allowing conservation tillage to be chosen as a conservation practice by any owner/operator. District Rule 4550 is more stringent than Imperial Rule 806 where a Valley operator selects "conservation tillage" in one category, but still has to select two additional measures, resulting in even more emission reductions. Therefore, requirements in Rule 4550 are equivalent, if not more stringent than Imperial Rule 806.

Arizona Department of Environmental Quality

- The Arizona Department of Environmental Quality adopted agricultural BMP programs.

The Arizona Agricultural Best Management Practices Committee was established in 1998 by Arizona Revised Statutes (A.R.S) §49-457 to research and adopt BMPs for agricultural operations that generate dust. The BMPs are designed to reduce emissions of PM10 in the Maricopa County Serious PM10 nonattainment area. In 2006, the Committee reconvened the Technical Workgroup to review the current use of BMPs in Maricopa County.

The Arizona rule is not applicable to dairies, cattle feedlots, turkey ranches, chicken ranches, or chicken egg ranches. District Rule 4550 is more stringent than the Arizona rule for these categories. With regards to measures specific to agricultural crops, the measures offered as conservation practices in Arizona are similar to the conservation practices offered within District Rule 4550 and would likely yield similar amounts of emission reductions.

Evaluation Findings

EPA's approval of Rule 4550 as BACM and the District's review of similar rules in other regions demonstrate that the District has adopted the most stringent rule of its kind. Rule 4550 is more stringent than the Imperial rule and the Arizona rule, as both rules are not applicable to dairies, cattle feedlots, turkey ranches, broiler ranches, or layer hen ranches. With regards to measures specific to agricultural crops, the measures allowed as conservation practices in Imperial County and Arizona are similar to the conservation practices allowed under Rule 4550 and yield similar amounts of emission reductions.

Given the relatively low contribution that emissions from this category make to the Valley's PM_{2.5} concentrations and current stringent requirements under Rule 4550, the District has not identified any additional rule amendment opportunities for further emission reductions from source categories subject to CMP requirements to include in this plan. As demonstrated above, Rule 4550 currently has in place the most stringent measures feasible to implement in the Valley and therefore meets or exceeds both BACM and MSM requirements for this source category.

Although Rule 4550 already meets BACM and MSM requirements, the District is committing to further evaluate Rule 4550 for additional opportunities. See Chapter 8 (Commitment to Leave No Stone Unturned to Evaluate Additional Opportunities) for more information.

C.16 RULE 4692 COMMERCIAL CHARBROILING

Discussion

Rule 4692 applies to chain-driven charbroilers used to cook meat. The purpose of the rule is to limit volatile organic compound (VOC) and PM10 emissions from commercial charbroiling. The rule also specifies administrative, recordkeeping requirements, and test methods.

The original rule, adopted in March 2002, reduced PM2.5 emissions from chain-driven charbroilers by 84%. The September 2009 rule amendment expanded rule applicability to more chain-driven charbroilers, reducing 25% of the remaining PM2.5 chain-driven charbroiler emissions. EPA finalized approval for Rule 4692 on November 3, 2011. The District evaluated Rule 4692 in its *2009 Reasonably Available Control Technology Demonstration for Ozone State Implementation Plans (2009 RACT SIP)*; however, EPA noted in its Technical Support Document (TSD) for the approval of Rule 4692 that the rule is not subject to RACT because it is not subject to CTG requirements and it does not regulate major sources.

Source Category

There are two types of commercial charbroilers: chain-driven and under-fired. A chain-driven charbroiler is a semi-enclosed broiler that moves food mechanically through the device on a grated grill to cook the food for a specific amount of time. An under-fired charbroiler has a metal "grid," a heavy-duty grill like that of a home barbecue, with gas burners, electric heating elements, or wood under the grid to cook the food. The smoke and vapors generated by cooking on either type of charbroiler contain water, VOCs, and PM. Larger particles and grease are typically captured by the grease filter of the ventilation hood over the charbroiler. The remaining VOCs and PM2.5 are exhausted outside the restaurant, unless a secondary control is installed.

Currently, District Rule 4692 reduces emissions by requiring catalytic oxidizers for chain-driven charbroilers that meet rule applicability thresholds. Charbroiler exhaust is directed through the catalytic oxidizer with little loss of temperature. As high-temperature exhaust goes through the heated catalyst, PM and VOC are oxidized to carbon dioxide and water vapor. This chemical reaction releases energy that heats the catalyst and is transferred to a heat recovery system, so no additional fuel is needed for the unit. Controlling emissions from under-fired charbroilers has proven to be far more challenging. To date, no cost effective technologies have been demonstrated.

Emissions Inventory

Pollutant	2012	2013	2014	2015	2016	2017	2018	2019	2020
<i>Annual Average - Tons per day</i>									
PM2.5	2.84	2.87	2.92	2.97	3.04	3.11	3.18	3.24	3.31
NOx	0.00	0.00	0.00	0.00	0.00	0.00	0.00	0.00	0.00
SOx	0.00	0.00	0.00	0.00	0.00	0.00	0.00	0.00	0.00
<i>Winter Average - Tons per day</i>									
PM2.5	2.84	2.87	2.92	2.97	3.04	3.11	3.18	3.24	3.31
NOx	0.00	0.00	0.00	0.00	0.00	0.00	0.00	0.00	0.00
SOx	0.00	0.00	0.00	0.00	0.00	0.00	0.00	0.00	0.00

How does Rule 4692 compare with federal and state rules and regulations?**Federal Regulations**

There are no EPA CTG, ACT, NSPS, NESHAP, or MACT requirements for this source category.

State Regulations

There are no state regulations applicable to this source category.

How does Rule 4692 compare to rules in other air districts?

There are no analogous rules for this source category in SMAQMD.

SCAQMD

- Rule 1138 (Control of Emissions from Restaurant Operations)

The District evaluated the requirements contained within SCAQMD's Rule 1138 and found no requirements that were more stringent than those already in Rule 4692.

BAAQMD

- Regulation 6 Rule 2 (Commercial Cooking Equipment)

BAAQMD Regulation 6 Rule 2 regulates both chain-driven and under-fired units. Newly installed under-fired units with more than 10 square feet of cooking area are required to limit emissions to 1 lb of PM10 per 1,000 lbs of cooked beef. Effective January 2013, the same emissions requirements also apply to pre-existing units. However, as the BAAQMD rule is implemented, a significant portion of under-fired charbroilers are below the applicability thresholds for grill size or amount of food cooked, and are thus exempt from rule requirements. In addition, BAAQMD has been unable to enforce this rule because no control technologies have been certified.

The applicability thresholds for grill size in District Rule 4692 are lower than those in BAAQMD Regulation 6 Rule 2. Therefore, because BAAQMD Regulation 6 Rule 2 is not currently being enforced for under-fired charbroilers, District Rule 4692 is effectively more stringent. Additionally, the District committed in the *2012 PM2.5 Plan* to amend

Rule 4692 in 2016 to expand applicability to include under-fired charbroilers. During the rule development process for this amendment, the District will examine all potential opportunities for further emission reductions.

VCAPCD

- Rule 74.25 (Restaurant Cooking Operations)

The District evaluated the requirements contained within VCAPCD's Rule 74.25 and found no requirements that were more stringent than those already in Rule 4692.

Additional Emission Reduction Opportunities

Chain-Driven Charbroilers

Rule 4692 requires emission controls for chain-driven charbroilers that cook 400 pounds of meat or more per week. In 2009, the amended rule was estimated to apply to about 280 of the 427 chain-driven identified charbroilers of the Valley. This rule thus applies to about 65% of the units and a much greater percentage of the total emissions from chain-driven charbroilers since they are higher use. The applicability threshold for chain-driven charbroilers under Rule 4692 could be lowered to make smaller facilities subject to the rule. However, these currently-exempt chain-driven units are a very small portion of the total inventory for this category. Emissions reductions would be minimal and costly through this approach. Furthermore, the District's applicability threshold is already lower than that of other air districts.

Under-Fired Charbroilers

Rule 4692 does not currently require emissions controls for under-fired charbroilers. Catalytic oxidizers are not effective for reducing emissions from under-fired charbroilers because the exhaust from these devices loses too much heat as it is directed to the control device, and the reactions at the catalyst cannot take place under this lower temperature. The following control strategies are more effective for under-fired charbroilers:

- **High efficiency particulate-arresting (HEPA) filtration systems:** This system adds a HEPA filter to the appliance's existing grease filters to effectively eliminate particulates down to about 0.3 microns in diameter. System maintenance is relatively easy to perform, but filters need to be regularly changed (perhaps weekly, depending on the amount of food cooked).
- **Electrostatic precipitators (ESPs):** Exhaust particles become electrically charged as they pass through an electrically charged screen. These ionized particles are then collected by one of two oppositely-charged plates. ESP systems need filtration prior to the ESP itself to remove grease and larger particles from kitchen exhaust. These devices are cleaned daily with a clean-in-place system, and more thorough cleaning is required once or twice a year. Routine maintenance often requires hiring an outside company, since the ESP plates can weigh as much as 75 pounds.

- **Wet scrubbers:** A fine stream of water and detergent “washes” the particulates from the kitchen exhaust. The particulate/water/detergent mix is then filtered; the filtered water/detergent mix is recycled through to clean more exhaust, and the particulate-laden wash water is discharged to the sewer system. In addition to the cost of the system itself, associated water/sewer usage costs and detergent costs can be high, although recent improvements in design are improving system efficiencies.

These controls for under-fired charbroilers were unproven and extremely costly during the District’s 2009 amendment of Rule 4692. The costs of these under-fired charbroiler controls, as analyzed in 2009, ranged from \$37,500 to \$104,000, with a cost effectiveness of up to \$58,200 per ton of PM_{2.5} reduced. However, the control technology for under-fired units has continued to develop over the past few years, in part through the District, SCAQMD, and EPA technology demonstration efforts. Since under-fired charbroilers are a larger part of the total commercial charbroiling inventory, and since these units are currently unregulated in the Valley, there is potential to achieve emissions reductions from under-fired charbroilers.

In parallel with this plan, SCAQMD has also included a draft commitment in Chapter 4 of their *Draft 2012 AQMP* to achieve a 1 tpd PM_{2.5} reduction from under-fired charbroilers, though the details of their approach are yet to be determined.⁷¹ SCAQMD would submit their approach into the SIP once technically feasible and cost effective options are confirmed.

The District created and implemented a pilot program in 2009, the Charbroiler Incentive Program (ChIP), to provide grant funding to cover a significant portion of the cost of installing particulate control devices on under-fired charbroilers. However, there was no stakeholder interest in this program and no projects were funded under ChIP. The District released a Request for Qualifications (RFQ) for its Restaurant Charbroiler Technology Partnership (RCTP) in 2014 and received several applications that were approved to move forward with the contracting process. Multiple projects are still in the contracting phase and the District expects to begin demonstration of some of the above described control technologies by mid-2015.

The District has also been tracking and involved with technology demonstration projects for under-fired charbroilers at other agencies, including testing of control technologies for under-fired charbroilers at University of California at Riverside’s Center for Environmental Research and Technology (CE-CERT). This program began in early 2012 and several tests were completed in early 2014. Additional tests are ongoing.

According to estimates submitted by manufacturers for RCTP, the initial capital costs of feasible control technologies will range from \$40,000 to over \$100,000, and monthly operation and maintenance costs will range from a few thousand dollars to tens of thousands of dollars. As such, it is yet to be seen whether any cost effective and

⁷¹ SCAQMD. (2012). *Draft 2012 AQMP*. Retrieved from <http://aqmd.gov/aqmp/2012aqmp/draft/Chapters/Ch4.pdf>

technologically feasible control technologies will be identified and demonstrated in the next few years. However, as part of the 2016 rule amendment process, the District will examine all potential opportunities for further emissions reductions.

Evaluation Findings

The District has evaluated all control technologies achieved in practice in other areas or included in other state implementation plans. As demonstrated above, Rule 4692 currently has in place the most stringent measures feasible to implement in the Valley at this time and therefore meets or exceeds both BACM and MSM requirements for this source category.

Rule 4692 achieves significant emissions reductions from chain-driven charbroilers; however, the rule does not require emissions controls for under-fired charbroilers. Analyses indicate that extending the applicability of the rule to include under-fired units could further reduce PM_{2.5} emissions by as much as 20% (0.4 tpd PM_{2.5}) from the baseline inventory for under-fired charbroilers upon implementation in 2017, thus providing significant health benefits Valley-wide per the District's Health Risk Reduction Strategy. Research and demonstration projects are underway to evaluate emission control technologies for under-fired charbroilers in support of this measure. As included in the *2012 PM_{2.5} Plan*, the District will amend Rule 4692 in 2016 to add requirements for under-fired charbroilers, with an anticipated compliance date of 2017. The District will also consider development of a new incentive program to assist in the deployment of new technologies upon their development and commercial availability.

C.17 RULE 4702 INTERNAL COMBUSTION ENGINES

Discussion

Rule 4702 applies to any internal combustion (IC) engine rated at 25 brake horsepower (bhp) or greater. The purpose of this rule is to limit NO_x, carbon monoxide (CO), volatile organic compounds (VOC), and SO_x emissions from units subject to this rule.

The District's original IC engine rule, Rule 4701 (Internal Combustion Engines – Phase 1), was adopted on May 21, 1992, superseded by Rule 4702, adopted on August 21, 2003, and subsequently amended five times. The rule originally established NO_x limits between 25-50 ppmv achieving 90-96% control for non-agricultural operations rich-burn engines and 65-75 ppmv achieving 85-90% control for non-agricultural operations lean-burn engines. In its continuous effort to improve air quality in the Valley, the District has adopted numerous amendments to Rule 4702 that have resulted in significant reductions of NO_x and PM emissions.

Substantial emission reductions from agricultural IC engines have also been achieved through a combination of regulatory efforts and incentive actions. Rule 4702 has effectively reduced emissions from agricultural engines by 84% since the 2005 amendments to the rule, with substantial investments being made by the affected sources to comply with the rule. The rule was further strengthened in August 2011 when rule amendments implemented more stringent NO_x limits as low as 11 ppmv for non-agricultural operations spark-ignited engines. Additional emission reductions are forthcoming under Rule 4702 as compliance dates for emission control requirements continue to approach over the coming years.

Source Category

An internal combustion engine is any engine that operates by burning its fuel inside the engine. Engines generate power by the combustion of an air/fuel mixture. The main types of engines are spark-ignited engines and compression-ignited (or diesel) engines. In the case of spark-ignited engines, a spark plug ignites the air/fuel mixture. Spark-ignited engines come in several designs such as: two-stroke and four-stroke, rich-burn and lean-burn, turbocharged and naturally aspirated. Spark-ignited engines may use one or more fuels, such as natural gas, propane, butane, liquefied petroleum gas, oil field gas, digester gas, landfill gas, methanol, ethanol, and gasoline.

Compression-ignited engines rely on heating of the inducted air during the compression stroke to ignite the injected diesel fuel. In addition to being classified into compression-ignited and spark-ignited, IC engines can be further divided into two-stroke and four-stroke engines. Most diesel engines are four-stroke, while larger diesel engines often are two-stroke. Natural gas fired spark-ignited engines are usually four-stroke, but some operators prefer two-stroke engines for their applications.

Engines are used by a variety of private businesses and public agencies throughout the Valley for a number of purposes, primarily for powering pumps, compressors, or electrical generators. Examples of businesses and industries that use engines include schools and universities, agriculture, oil and gas production and pipelines, petroleum

refining, manufacturing facilities, food processing, electrical power generation, landfill and waste water treatment facilities, and water districts. Many engines are limited or low use in nature, such as emergency standby engines that provide backup power when electric service is interrupted.

Emissions Inventory

Pollutant	2012	2013	2014	2015	2016	2017	2018	2019	2020
<i>Annual Average - Tons per day</i>									
PM2.5	0.49	0.49	0.48	0.40	0.31	0.30	0.29	0.28	0.27
NOx	13.06	12.85	12.50	9.21	7.22	6.82	6.57	6.37	6.09
SOx	0.12	0.12	0.12	0.09	0.08	0.08	0.08	0.08	0.08
<i>Winter Average - Tons per day</i>									
PM2.5	0.36	0.36	0.35	0.30	0.24	0.23	0.23	0.22	0.21
NOx	9.44	9.29	9.03	6.82	5.51	5.24	5.07	4.93	4.72
SOx	0.10	0.10	0.09	0.08	0.07	0.07	0.07	0.07	0.07

As detailed in Chapter 5, the significance threshold for source categories for the purpose of evaluating the application of BACM and MSM requirements is 1.4 tons per day (tpd) for PM2.5 combustion, 13.1 tpd for NOx, and 1.0 tpd for SOx. As identified in the above table, emissions from IC engines are lower than the BACM/MSM significance thresholds. Therefore, the Clean Air Act does not require a control measure evaluation for this source category for the purpose of satisfying BACM/MSM requirements; however, the District has still conducted a full control measure evaluation for IC engines.

How does District Rule 4702 compare with federal and state rules and regulations?

Federal Regulations

There are no EPA Control Technique Guidelines (CTG) requirements for this source category. Rule 4702 is at least as stringent as the following applicable federal regulations:

ACT

- EPA – 453/R-93-032 (Alternative Control Techniques Document – NOx Emissions from Stationary Reciprocating Internal Combustion Engines)

The District evaluated the requirements contained within the EPA – 453/R-93-032 ACT document and found no requirements that were more stringent than those already in Rule 4702.

NSPS

- 40 CFR 60 Subpart IIII (Standards of Performance for Stationary Compression Ignition Internal Combustion Engines)

The District evaluated the requirements contained within 40 CFR 60 Subpart IIII and found no requirements that were more stringent than those already in Rule 4702.

- 40 CFR 60 Subpart JJJJ (Standards of Performance for Stationary Spark Ignition Internal Combustion Engines)

The District evaluated the requirements contained within 40 CFR 60 Subpart JJJJ and found no requirements that were more stringent than those already in Rule 4702.

NESHAP/ MACT

- 40 CFR 63 Subpart ZZZZ (NESHAP for Stationary Reciprocating Internal Combustion Engines)

The District evaluated the requirements contained within 40 CFR 63 Subpart ZZZZ NESHAP and found no requirements that were more stringent than those already in Rule 4702.

State Regulations

The following state regulations apply to sources covered under Rule 4702:

- 17 CCR 93114 (ATCM to Reduce Particulate Emissions from Diesel-Fueled Engines—Standards for Nonvehicular Diesel Fuel)
- 17 CCR 93115 (ATCM for Stationary Compression Ignition Engines)

The District implements the requirements of 17 CCR 93114 and 17 CCR 93115 through Rule 4702 and the District's new source review permitting program (Rule 2201).

How does District Rule 4702 compare to rules in other air districts?

BAAQMD

- Regulation 9 Rule 8 (Nitrogen Oxides and Carbon Monoxide from Stationary Internal Combustion Engines)

The District evaluated the requirements contained within BAAQMD's Regulation 9 Rule 8 and found no requirements that were more stringent than those already in Rule 4702.

SMAQMD

- Rule 412 (Stationary Internal Combustion Engines Located at Major Stationary Sources of NOx)

The District evaluated the requirements contained within SMAQMD's Rule 412 and found no requirements that were more stringent than those already in Rule 4702.

VCAPCD

- Rule 74.9 (Stationary Internal Combustion Engines)

The District evaluated the requirements contained within VCAPCD's Rule 74.9 and found no requirements that were more stringent than those already in Rule 4702.

SCAQMD

- Rule 1110.2 (Emissions from Gaseous- and Liquid-Fueled Engines)
- Rules 2000 – 2020 (RECLAIM program)

South Coast Air Quality Management District (SCAQMD) regulates the emissions from IC engines through a combination of control measures. SCAQMD 1110.2 is directly applicable to IC engines and includes emissions limitations for various applications. SCAQMD's RECLAIM program (Rules 2000 – 2020) allows most operators to purchase credits in lieu of instituting engine emissions controls otherwise required under SCAQMD 1110.2. Given these overlapping sets of requirements, Rule 4702 must be compared in context of both regulations. Additionally, many of the engine applications found in the San Joaquin Valley vary substantially from engine applications in SCAQMD; for example, engines used for agricultural irrigation pumping that exist in the Valley and are no longer found in SCAQMD. While not directly comparable, the following tables compare the emission limits between SCAQMD Rule 1110.2 and District Rule 4702.

Table C-19 Comparison of District and SCAQMD NO_x Emission Limits for Non-Agricultural Operations (Non-AO) Spark-Ignited Waste Gas Engines Rated at >50 bhp (corrected to 15% oxygen on a dry basis)

Engine Type	District NO _x Limit (ppmv)	SCAQMD NO _x Limit (ppmv)
Waste Gas Fueled (Rich-Burn)	50	<u>Until 01-01-16</u> bhp ≥ 500: 36 x ECF ⁷² bhp < 500: 45 x ECF ¹ <u>On and after 01-01-16</u> 11 ppmv
Waste Gas Fueled (Lean-Burn)	65 ppmv or 90% reduction	<u>Until 01-01-16</u> bhp ≥ 500: 36 x ECF ¹ bhp < 500: 45 x ECF ¹ <u>On and after 01-01-16</u> 11 ppmv

⁷² The efficiency correction factor (ECF) is 1.0 unless: 1) The engine operator has measured the engine's net specific energy consumption, in compliance with ASME Performance Test Code PTC 17 -1973, at the average load of the engine; and 2) the ECF-corrected emission limit is made a condition of the engine's permit to operate. The ECF is never less than 1.0 so in some cases the SCAQMD limits could potentially be less stringent than the District's NO_x limits.

Table C-20 Comparison of District and SCAQMD NO_x Emission Limits for Non-AO Spark-Ignited Engines Rated >50 bhp (corrected to 15% oxygen on a dry basis)

Engine Type	District NO _x Limit (ppmv)	SCAQMD NO _x Limit (ppmv)
1. Rich-Burn		
Rich-Burn Engine (except for below special applications)	11	11
Cyclic Loaded, Field Gas Fueled	50	11
Limited Use	25	11 ⁷³
2. Lean-Burn Engines		
Lean-Burn Engine (except for below special applications)	11	11
Two-Stroke, Gaseous Fueled, >50 bhp and < 100 bhp	75	11
Limited Use	65	11 ²
Lean-Burn Engine used for gas compression	65 ppmv or 93% reduction	11

Table C-21 Comparison of District and SCAQMD NO_x Emission Limits for Agricultural Operations (AO) Spark-Ignited Engines Rated >50 bhp (corrected to 15% oxygen on a dry basis)

Engine Type	District NO _x Limit	SCAQMD NO _x Limit
1. Rich-Burn	90 ppmv or 80% reduction	11
2. Lean-Burn	150 ppmv or 70% reduction	11
3. Certified and installed on or before June 16, 2005	Meet a Certified Spark-Ignited Engine Standard of HC + NO _x < 0.6 g/bhp-hr	11

Medium and large operators in the South Coast Air Basin are most likely part of the South Coast RECLAIM program and are subsequently not required to meet the engine emission limitations included in Rule 1110.2. All facilities that emit over a certain threshold are required to participate in the RECLAIM program. As part of the RECLAIM program certain companies receive emission allocations every year and each allocation is good for 12 months. The portion of the allocation not needed to offset the operator's own emissions can be sold to other companies. If the operator does not receive an emission allocation, they must buy emission credits from operators with unused emission allocations. In this way, the RECLAIM program is similar to a cap-and-trade program. The District does not have a RECLAIM-type program for this source category and all operators are required to meet the stringent emission limitations included in Rule 4702.

⁷³ SCAQMD exempt units that operate less than 500 hours from this limit; District defines "limited use" units as those operating less than 4,000 hours and only exempts engines operating less than 200 hours.

Although the SCAQMD emission level of 11 ppm has not yet been proven as technologically feasible in agricultural settings and it is unclear what percentage of facilities are complying with the current SCAQMD NOx limits for non-ag categories, the District evaluated the cost-effectiveness and feasibility of implementing an 11 ppmv NOx emission limit for the following categories of IC engines:

- Non-Agricultural Operations (Non-AO) Waste Gas Engines
- Non-AO Spark-Ignited Engines
 - Cyclic Loaded, Field Gas Fueled
 - Limited Use Engines
 - Lean-Burn Engines
 - Rich-Burn Engines
 - Two-Stroke, Gaseous Fueled Engines 50-100 bhp
 - Lean-Burn Engines Used for Gas Compression
- Agricultural Operations (AO) Spark-Ignited Engines

The District also evaluated the cost-effectiveness and feasibility of implementing intermediate NOx emission limits for AO spark-ignited engines that more closely match the current NOx emission limits for non-AO limited use rich-burn and lean-burn engines. The following analyses were conducted:

- 25 ppmv NOx emission limit for AO Rich-Burn Spark-Ignited Engines
- 65 ppmv NOx emission limit for AO Lean-Burn Spark-Ignited Engines

To determine potential emissions reductions, the District used the following equations:

$$\text{NOx} = (\text{BHP} \times \text{HR} \times \text{EF} \times \text{LF}) / (\text{CF})$$

Where:

NOx	=	Current annual NOx emissions or potential annual NOx emissions in ton/year
BHP	=	engine power
HR	=	annual hours of operation
EF	=	NOx emission factor
LF	=	engine load factor
CF	=	conversion factor from grams to pounds

The estimated annual NOx emissions reduction was calculated using the following equation:

$$\text{Potential Emissions Reduction} = \text{current annual NOx emissions} - \text{potential NOx annual NOx emissions}$$

NOx Emission Limitation for Non-Agricultural Operations (Non-AO) Waste Gas Engines:

The District analyzed the technological feasibility of lowering the NOx emission limit for waste gas engines and determined that due to the variability of waste gas, additional levels of NOx control on existing waste gas engines can pose significant technical and feasibility challenges. Waste gas includes landfill gas, which is generated at landfills, and digester gas, which is generated from anaerobic digestion. Both landfill and digester gas result from the decomposition of organic matter by microorganisms in the absence of oxygen. Unlike pipeline natural gas, the composition of waste gas is not consistent or guaranteed. The heating value and composition of the gas (e.g. methane and oxygen contents) will vary with the type of materials that enter the landfill or digester and can also fluctuate seasonally or even daily. Both landfill and digester gases contain impurities, such as siloxanes, sulfur compounds, and halides. Landfill gas also contains entrained particulate matter, and both landfill and digester gas may contain particulate that results from combustion of the impurities in the gas. The contaminants in waste gas can coat and/or poison catalysts, rendering them ineffective. Because of its variable composition and contaminants, untreated waste gas is not interchangeable with pipeline-quality natural gas and extensive and costly cleanup would be necessary to allow the use of catalytic emission controls needed to achieve 11 ppmv. This is not a practical option for most existing waste gas-fired engines, which were not designed to include the required gas systems and catalytic controls.

In addition to the District's efforts to identify additional potential technology options for this category, SCAQMD has also been evaluating this issue. In February 2008, SCAQMD amended Rule 1110.2 to include an 11 ppmv limit for waste gas engines rated at >50 bhp. The original compliance date for this emissions limit was July 1, 2012, with the assumption that SCAQMD would complete a Technology Assessment to verify the feasibility of available control technologies for waste gas engines. However, SCAQMD had to amend Rule 1110.2 in September 2012 to extend the compliance deadline for waste gas engines from 2012 to 2016 in order to allow for more time to complete their Final Technology Assessment, which is currently still incomplete and has yet to identify feasible technology options. Additionally, these sources may also be in a position to avoid installing additional NOx control technologies through their participation in SCAQMD's RECLAIM program.

District Rule 4702 contains the most stringent limits feasible for existing waste gas-fueled engines based on the use of combustion processes that minimize emissions without the use of post-combustion catalytic controls. Therefore, Rule 4702 meets or exceeds BACM and MSM for non-AO waste gas fueled spark-ignited engines. Additionally, the District continues to investigate potential NOx and SOx control technologies for waste gas engines through its Technology Advancement Program, with projects currently approved for funding that will continue to demonstrate new technologies in this sector.

NOx Emission Limitation for Non-AO Spark-Ignited Engines:

Cyclic Loaded, Field Gas Fueled

Cyclic-loaded, field gas fueled engines can achieve some level of control, but not the stringent level of control that can be imposed on engines that operate in a narrow and more stable range of loads. The exhaust gas temperature of cyclic loaded engines varies as a function of the engine load; however, catalyst chemistry is dependent on a minimum temperature to be effective in reducing emissions. When the cyclic load engine is operating in a particular engine load range, the exhaust gas temperature can reach the catalyst's effective range and allow for emissions to be well-controlled; however, as the engine cycles out of this load range, the exhaust gas temperature becomes too low for effective emissions control. Since the exhaust temperature fluctuates frequently for this category of units, it is technologically infeasible to require a lower NOx limit for cyclic loaded field-gas fueled engines. The current emission limit for this category of engines meets or exceeds BACM and MSM for these sources.

Limited Use Engines

During the 2011 amendments to Rule 4702, the District created this category of engines based on the high costs and cost effectiveness associated with the installation of additional controls for these engines (> 4,000 hours of operation). As discussed in the staff report, the NOx emission reductions foregone from not lowering the existing NOx limits to 11 ppmv for limited use engines was insignificant (about 0.004 tons per day in 2011).⁷⁴

However, since the evaluation was conducted in 2011, the District re-evaluated the cost effectiveness of lowering the NOx emission limits to 11 ppmv for limited use non-AO rich-burn and lean-burn engines. The costs in the analyses below were gathered from information in the District's Permits database, IC engine manufacturers, and operators.

Limited Use Lean-Burn Engines

When evaluating the ability to lower NOx emissions to 11 ppmv, an operator can either retrofit the existing lean-burn IC engine with a selective catalytic reduction (SCR) system or install a new lean-burn engine with an SCR system. In many cases, retrofitting an existing IC engine is technologically infeasible or may require substantial additional unanticipated costs (such as the incompatibility of an older engine with less sophisticated operating controls with additional control technology, additional labor/maintenance costs, etc.). However, for the purpose of evaluating all potential controls, the District has included both options in the below analysis.

⁷⁴ SJVAPCD. (2011, August 18). *Adopt Revised Proposed Amendments to Rule 4702 (Internal Combustion Engines)*. Retrieved from http://www.valleyair.org/Board_meetings/GB/agenda_minutes/Agenda/2011/August/Agenda_Item_10_Aug_18_2011.pdf

Table C-22 Annual Costs for Retrofitting an Existing Limited Use Lean-Burn Engine and Installing a New Limited Use Lean-Burn Engine with SCR

Item	Assumptions/Methodology	Cost
Average Engine Power Rating	1100 brake horsepower (bhp)	n/a
Annual Operation	2500 hours (hr)	n/a
Capital Costs		
New Engine Cost (without SCR)	Includes: engine, freight, installation, start-up, additional equipment (belt guards, fuel connection, etc.), and tax	\$110,656
Annualized Engine Capital Costs (10 years, 10%)	0.163 x New Engine Cost	\$18,037
SCR Equipment Costs		
SCR System	\$73,000 per engine	\$73,000
550 gallon double wall plastic urea tank and accessories	\$5,270 per tank	\$5,270
3 hp rotary screw air compressor with dryer and receiver tank	\$5,875 per compressor package	\$5,875
Total SCR Equipment Costs	Equipment costs x 20% profit/mark-up	\$100,974
SCR Installation Costs		
Start-up and Commissioning Rate	\$1,500/day; assume 1 day for each system	\$1,500
Electrical upgrade to power compressor	n/a	\$0
Total SCR Installation Costs		\$1,500
Total SCR Capital Costs	SCR Equipment Costs + SCR Installation Costs	\$102,474
Annualized SCR Capital Costs (10 years, 10%)	0.163 x Total SCR Capital Costs	\$16,703
Annual Operating and Maintenance Costs		
Annual Reagent (urea) Cost	\$3 per gallon; 1 gallon/hr Cost = \$3 x 2500 hr	\$7,500
Annual Increase in Fuel Cost (due to drop in fuel efficiency with SCR)	Fuel usage = 9,322.5 standard cubic feet per hour (scf/hr) Fuel cost (per 1,000 scf) = \$7.36 Fuel cost (per hour) = (9,322.5 x \$7.36) / 1000 Fuel cost (per year) = hourly cost x 2500 hr 2.5% drop in fuel efficiency Added Fuel Cost = Annual fuel cost x 2.5%	\$4,288
Annual Electricity Cost (for compressor)	3 hp compressor = 2.24 kW power rating Electricity rate for industrial operations = \$0.132/kW-hr Hourly electricity cost = 2.24 kW x \$0.132/kW-hr Daily meter charge = \$49.281 Annual electricity cost = hourly cost x 2500 hr Annual meter charge = daily meter charge x 365 days Total utility cost = Annual electricity cost + Annual meter charge	\$18,728

Item	Assumptions/Methodology	Cost
Annual Catalyst Cost	Life of catalyst = 5 years Cost per catalyst = \$5,000 Catalyst costs for 10 years = \$5,000 x 2 Annualized cost = \$10,000 x 0.163	\$1,630
Annual Maintenance Cost	Maintenance = \$0.02 per bhp per hour of operation Annual cost = \$0.02 x 1,100 bhp x 2500 hr	\$55,000
Annual Operating & Maintenance (O&M) Costs	Annual O&M = Annual Reagent Cost+ Annual Increase in Fuel Cost + Annual Electricity Cost + Annual Catalyst Cost + Annual Maintenance Cost	\$87,147
Annual Cost for Retrofit of LB Engine with SCR	Annualized SCR Capital Cost + Annual O&M Cost	\$103,850
Annual Cost for New LB Engine with SCR	Annualized Engine Capital Cost + Annualized SCR Capital Cost + Annual O&M Cost	\$121,887

The emissions reductions are calculated below:

$$\begin{aligned}
 \text{BHP} &= 1,100 \text{ bhp} \\
 \text{HR} &= 2,500 \text{ hours/year (hr/yr)} \\
 \text{EF1} &= 0.78 \text{ g-NOx/bhp-hr (equivalent to 65 ppmvd NOx at 15\% O}_2\text{; assuming 35\% thermal efficiency)} \\
 \text{EF2} &= 0.132 \text{ g-NOx/bhp-hr (equivalent to 11 ppmvd NOx at 15\% O}_2\text{; assuming 35\% thermal efficiency)} \\
 \text{LF} &= 0.8 \\
 \text{CF} &= 453.6 \text{ grams/pound (g/lb)}
 \end{aligned}$$

$$\begin{aligned}
 \text{Current NOx} &= (\text{BHP} \times \text{HR} \times \text{EF1} \times \text{LF}) / (\text{CF}) \\
 &= (1,100 \text{ bhp} \times 2500 \text{ hr/yr} \times 0.78 \text{ g-NOx/bhp-hr} \times 0.8) / (453.6 \text{ g/lb}) \\
 &= 3,783 \text{ lb-NOx/year}
 \end{aligned}$$

$$\begin{aligned}
 \text{Potential NOx} &= (\text{BHP} \times \text{HR} \times \text{EF2} \times \text{LF}) / (\text{CF}) \\
 &= (1,100 \text{ bhp} \times 2500 \text{ hr/yr} \times 0.132 \text{ g-NOx/bhp-hr} \times 0.8) / (453.6 \text{ g/lb}) \\
 &= 640 \text{ lb-NOx/year}
 \end{aligned}$$

$$\begin{aligned}
 \text{Potential Emissions Reduction} &= \text{Current NOx} - \text{Potential NOx} \\
 \text{Potential Emissions Reduction} &= (3,783 - 640 \text{ lb}) \times (1 \text{ ton} / 2,000 \text{ lb})
 \end{aligned}$$

Potential Emissions Reduction = 1.57 tons/year

Cost Effectiveness

The cost effectiveness is the added cost, in dollars per year, of the control technology, divided by the emissions reductions achieved, in tons per year. Based on the calculations above, the cost effectiveness of retrofitting or replacing current limited use lean-burn spark-ignited engines is as follows:

- Retrofit limited use lean-burn engine with SCR: \$66,086/ton of NOx reduced
- New limited use lean-burn engine with SCR: \$77,564/ton of NOx reduced

As demonstrated in the analysis and summary above, it is not cost effective to require the retrofit or replacement of limited use lean-burn engines to achieve 11 ppmv.

Limited Use Rich-Burn Engines

When evaluating the ability to lower NOx emissions to 11 ppmv, an operator will generally retrofit the existing rich-burn IC engine with a nonselective catalytic reduction (NSCR) system. In many cases, retrofitting an existing IC engine is technologically infeasible or may require substantial additional unanticipated costs (such as the incompatibility of an older engine with less sophisticated operating controls with additional control technology, additional labor/maintenance costs, etc.). However, for the purpose of evaluating potential controls in this category, the District has included the less costly, potentially feasible scenario of retrofitting an existing rich-burn engine with NSCR in the below analysis.

Table C-23 Annual Costs for Retrofitting an Existing Limited Use Rich-Burn Engine

Item	Assumptions/Methodology	Cost
Average Engine Power Rating	500 bhp	n/a
Annual Operation	2500 hours (hr)	n/a
Capital Costs		
New Catalyst System	Includes: catalyst, air-to fuel ratio controller, ignition system, and installation	\$75,000
Annualized Catalyst Capital Cost (10 years, 10%)	0.163 x New Catalyst System	\$12,225
Annual Cost for Retrofit of RB Engine with New Catalyst	Annualized Catalyst Capital Cost	\$12,225

The emissions reductions are calculated below:

$$\begin{aligned}
 \text{BHP} &= 500 \text{ bhp} \\
 \text{HR} &= 2,500 \text{ hours/year (hr/yr)} \\
 \text{EF1} &= 0.30 \text{ g-NOx/bhp-hr (equivalent to 25 ppmvd NOx at 15\% O}_2\text{; assuming 35\% thermal efficiency)} \\
 \text{EF2} &= 0.132 \text{ g-NOx/bhp-hr (equivalent to 11 ppmvd NOx at 15\% O}_2\text{; assuming 35\% thermal efficiency)} \\
 \text{LF} &= 0.8 \\
 \text{CF} &= 453.6 \text{ grams/pound (g/lb)}
 \end{aligned}$$

$$\begin{aligned}
 \text{Current NOx} &= (\text{BHP} \times \text{HR} \times \text{EF1} \times \text{LF}) / (\text{CF}) \\
 &= (500 \text{ bhp} \times 2500 \text{ hr/yr} \times 0.30 \text{ g-NOx/bhp-hr} \times 0.8) / (453.6 \text{ g/lb}) \\
 &= 661 \text{ lb-NOx/year}
 \end{aligned}$$

$$\begin{aligned}
 \text{Potential NOx} &= (\text{BHP} \times \text{HR} \times \text{EF2} \times \text{LF}) / (\text{CF}) \\
 &= (500 \text{ bhp} \times 2500 \text{ hr/yr} \times 0.132 \text{ g-NOx/bhp-hr} \times 0.8) / (453.6 \text{ g/lb})
 \end{aligned}$$

$$= 291 \text{ lb-NOx/year}$$

Potential Emissions Reduction = Current NOx – Potential NOx

Potential Emissions Reduction = (661 - 291 lb) x (1 ton / 2,000 lb)

Potential Emissions Reduction = 0.19 tons/year

Cost Effectiveness

The cost effectiveness is the added cost, in dollars per year, of the control technology, divided by the emissions reductions achieved, in tons per year. Based on the calculations above, the cost effectiveness of retrofitting or replacing current limited use rich-burn spark-ignited engines is as follows:

- Retrofitted limited use rich-burn non-AO engine with new catalyst:
\$66,015/ton of NOx reduced

As demonstrated in the analysis and summary above, it is not cost effective to require the retrofit or replacement of limited use rich-burn engines to achieve 11 ppmv, even without including additional substantial costs, such as annual operating and maintenance costs.

Two-Stroke, Gaseous Fueled Engines 50-100 bhp

There is no control technology compatible with two-stroke, gaseous fueled engines, including SCR, which will allow these units to achieve a NOx emission limit below 75 ppmv. An 11 ppmv NOx emission limit is not technologically feasible for these engines; the current limit implements BACM and MSM for two-stroke, gaseous fueled engines less than 100 bhp.

Lean-Burn Engines Used in Gas Compression

Similar to the “Limited Use” engine category, during the 2011 amendments to Rule 4702, the District created this category of engines based on the technological infeasibility to control these types of engines. Lean-burn engines used in gas compression in the Valley are used in natural gas distribution and storage service, and these engines frequently experience changing load conditions. As noted in EPA’s Stationary IC Engine Technical Support Document⁷⁵, SCR use is problematic for these engines due to the fluctuations over a broad range of conditions. For this reason, EPA states that there is an insufficient basis to conclude that SCR is an appropriate technology for large lean-burn engines used for gas compression. The current emission limit is achievable through low-NOx combustion technology, which includes changes to the engine’s timing, enhanced control of the air-fuel ratio, and other changes that lower NOx emissions. Due to the technological complexities associated with lean-burn engines used in gas compression, the current emissions limit implements BACM and MSM for these units.

⁷⁵ EPA. (2003, October). *Stationary Reciprocating Internal Combustion Engines Technical Support Document for NOx SIP Call*.

NOx Emission Limitation for AO Spark-Ignited Engines:

Potential methods for reducing NOx emissions from Agriculture Operation (AO) spark-ignited engines include retrofitting them with emission control technologies or replacing them. As the below analysis demonstrates, given the high costs and limited seasonal nature of operation of AO spark-ignited engines, requiring additional controls beyond the existing stringent requirements is not cost-effective and often technologically infeasible. Despite the technological feasibility issues associated with retrofitting or replacing existing AO spark-ignited engines, the District evaluated the cost effectiveness and feasibility of achieving an 11 ppmv NOx emission limit for the following scenarios:

- Installing a new IC lean-burn engine with SCR as a replacement for an existing unit
- Retrofitting an existing lean-burn IC engine with SCR
- Installing a new rich-burn engine with a three-way catalyst system as a replacement for an existing unit

The District also evaluated the cost effectiveness and feasibility of achieving intermediate NOx emission limits of 25 ppmv for AO rich-burn spark-ignited engines and a 65 ppmv for lean-burn spark-ignited engines, similar to the corresponding limited use engine limits for non-AO engines. The scenarios evaluated include:

- Installing a new IC lean-burn engine as a replacement for an existing unit to meet 65 ppmv
- Installing a new rich-burn engine with a three-way catalyst system as a replacement for an existing unit to meet 25 ppmv

The costs in the analyses below were gathered from information in the District's Permits database, IC engine manufacturers, and agricultural industry representatives.

AO Lean-Burn Engines (11 ppmv)

When evaluating the ability to lower NOx emissions to 11 ppmv, an agricultural operator can either retrofit the existing lean-burn IC engine with a selective catalytic reduction (SCR) system or install a new lean-burn engine with an SCR system.

Table C-24 Annual Costs for Retrofitting an Existing AO Lean-Burn Engine with SCR and Installing a New AO Lean-Burn Engine with SCR

Item	Assumptions/Methodology	Cost
Average Engine Power Rating	241 brake horsepower (bhp)	n/a
Annual Operation	2500 hours (hr)	n/a
Capital Costs (Engine)		
New Engine Cost (without SCR)	Includes: engine, freight, installation, start-up, additional equipment (belt guards, fuel connection, etc.), and tax	\$109,480
Annualized Engine Capital Costs (10 years, 10%)	0.163 x New Engine Cost	\$17,845
SCR Equipment Costs		
SCR System	\$73,000 per engine	\$73,000
550 gallon double wall plastic urea tank and accessories	\$5,270 per tank	\$5,270
3 hp rotary screw air compressor with dryer and receiver tank	\$5,875 per compressor package	\$5,875
Total SCR Equipment Costs	Equipment costs x 20% profit/mark-up	\$100,974
SCR Installation Costs		
Start-up and Commissioning Rate	\$1,500/day; assume 1 day for each system	\$1,500
Electrical upgrade to power compressor	\$43.22/foot; avg. 1,020 feet to extend electrical line	\$44,084
Total SCR Installation Costs		\$45,584
Total SCR Capital Costs	SCR Equipment Costs + SCR Installation Costs	\$146,558
Annualized SCR Capital Costs (10 years, 10%)	0.163 x Total SCR Capital Costs	\$23,889
Annual Operating and Maintenance Costs (SCR)		
Annual Reagent (urea) Cost	\$3 per gallon; 1 gallon/hr Cost = \$3 x 2500 hr	\$7,500
Annual Increase in Fuel Cost (due to drop in fuel efficiency with SCR)	Fuel usage = 1750.7 standard cubic feet per hour (scf/hr) Fuel cost (per 1,000 scf) = \$7.36 Fuel cost (per hour) = (1,750.7 x \$7.36) / 1000 Fuel cost (per year) = hourly cost x 2500 hr 2.5% drop in fuel efficiency Added Fuel Cost = Annual fuel cost x 2.5%	\$805
Annual Electricity Cost (for compressor)	3 hp compressor = 2.24 kW power rating Electricity rate for AO = \$0.136/kW-hr Hourly electricity cost = 2.24 kW x \$0.136/kW-hr Annual electricity cost = hourly cost x 2500 hr	\$761
Annual Catalyst Cost	Life of catalyst = 5 years Cost per catalyst = \$5,000 Catalyst costs for 10 years = \$5,000 x 2 Annualized cost = \$10,000 x 0.163	\$1,630
Annual Maintenance Cost	Maintenance = \$0.02 per bhp per hour of operation Annual cost = \$0.02 x 241 bhp x 2500 hr	\$12,050

Item	Assumptions/Methodology	Cost
Annual Operating & Maintenance (O&M) Costs	Annual O&M = Annual Reagent Cost+ Annual Increased Fuel Cost + Annual Electricity Cost + Annual Catalyst Cost + Annual Maintenance Cost	\$22,746
Annual Cost for Retrofit of LB Engine with SCR	Annualized SCR Capital Cost + Annual O&M Cost	\$46,635
Annual Cost for New LB Engine with SCR	Annualized Engine Capital Cost + Annualized SCR Capital Cost + Annual O&M Cost	\$64,480

*The values within this table are rounded.

The emissions reductions are calculated below:

$$\begin{aligned}
 \text{BHP} &= 241 \text{ bhp} \\
 \text{HR} &= 2,500 \text{ hours/year (hr/yr)} \\
 \text{EF1} &= 2.092 \text{ g-NOx/bhp-hr (equivalent to 150 ppmv)} \\
 \text{EF2} &= 0.132 \text{ g-NOx/bhp-hr (equivalent to 11 ppmv)} \\
 \text{LF} &= 0.65 \\
 \text{CF} &= 453.6 \text{ grams/pound (g/lb)}
 \end{aligned}$$

$$\begin{aligned}
 \text{Current NOx} &= (\text{BHP} \times \text{HR} \times \text{EF1} \times \text{LF}) / (\text{CF}) \\
 &= (241 \text{ bhp} \times 2500 \text{ hr/yr} \times 2.092 \text{ g-NOx/bhp-hr} \times 0.65) / (453.6 \text{ g/lb}) \\
 &= 1,806 \text{ lb-NOx/year}
 \end{aligned}$$

$$\begin{aligned}
 \text{Potential NOx} &= (\text{BHP} \times \text{HR} \times \text{EF2} \times \text{LF}) / (\text{CF}) \\
 &= (241 \text{ bhp} \times 2500 \text{ hr/yr} \times 0.132 \text{ g-NOx/bhp-hr} \times 0.65) / 453.6 \\
 &= 114 \text{ lb-NOx/year}
 \end{aligned}$$

$$\begin{aligned}
 \text{Potential Emissions Reduction} &= \text{Current NOx} - \text{Potential NOx} \\
 \text{Potential Emissions Reduction} &= (1806 - 114 \text{ lb}) \times (1 \text{ ton} / 2,000 \text{ lb})
 \end{aligned}$$

Potential Emissions Reduction = 0.85 tons/year

Cost Effectiveness (AO Lean-Burn, 11 ppmv)

The cost effectiveness is the added cost, in dollars per year, of the control technology, divided by the emissions reductions achieved, in tons per year. Based on the calculations above, the cost effectiveness of retrofitting or replacing current AO lean-burn spark-ignited engines is as follows:

- Retrofitted lean-burn engine with SCR: \$55,118/ton of NOx reduced
- New lean-burn engine with SCR: \$76,209/ton of NOx reduced

In addition to the unique feasibility issues that AOs face with regards to the installation and maintenance of IC engines (see below), the cost effectiveness values above demonstrate that it is not cost effective to retrofit or replace existing AO lean-burn engines with new more controlled engines.

AO Lean-Burn Engines (65 ppmv)

When evaluating the ability to lower NOx emissions to 65 ppmv, an agricultural operator would have to replace the existing lean-burn IC engine with a new lean-burn engine certified to meet 65 ppmv.

Table C-25 Annual Costs for Installing a New AO Lean-Burn Engine

Item	Assumptions/Methodology	Cost
Average Engine Power Rating	241 brake horsepower (bhp)	n/a
Annual Operation	2500 hours (hr)	n/a
Capital Costs (Engine)		
New Engine Cost (without SCR)	Includes: engine, freight, installation, start-up, additional equipment (belt guards, fuel connection, etc.), and tax	\$109,480
Annualized Engine Capital Costs (10 years, 10%)	0.163 x New Engine Cost	\$17,845
Annual Operating and Maintenance Costs		
Annual Maintenance Cost	Maintenance = \$0.01 per bhp per hour of operation Annual cost = \$0.01 x 241 bhp x 2500 hr	\$6,025
Annual Cost for New LB Engine	Annualized Engine Capital Cost + Annual O&M Cost	\$23,870

*The values within this table are rounded.

The emissions reductions are calculated below:

$$\begin{aligned}
 \text{BHP} &= 241 \text{ bhp} \\
 \text{HR} &= 2,500 \text{ hours/year (hr/yr)} \\
 \text{EF1} &= 2.092 \text{ g-NOx/bhp-hr (equivalent to 150 ppmv)} \\
 \text{EF2} &= 0.78 \text{ g-NOx/bhp-hr (equivalent to 65 ppmv)} \\
 \text{LF} &= 0.65 \\
 \text{CF} &= 453.6 \text{ grams/pound (g/lb)}
 \end{aligned}$$

$$\begin{aligned}
 \text{Current NOx} &= (\text{BHP} \times \text{HR} \times \text{EF1} \times \text{LF}) / (\text{CF}) \\
 &= (241 \text{ bhp} \times 2500 \text{ hr/yr} \times 2.092 \text{ g-NOx/bhp-hr} \times 0.65) / (453.6 \text{ g/lb}) \\
 &= 1,806 \text{ lb-NOx/year}
 \end{aligned}$$

$$\begin{aligned}
 \text{Potential NOx} &= (\text{BHP} \times \text{HR} \times \text{EF2} \times \text{LF}) / (\text{CF}) \\
 &= (241 \text{ bhp} \times 2500 \text{ hr/yr} \times 0.78 \text{ g-NOx/bhp-hr} \times 0.65) / 453.6 \\
 &= 673 \text{ lb-NOx/year}
 \end{aligned}$$

$$\begin{aligned}
 \text{Potential Emissions Reduction} &= \text{Current NOx} - \text{Potential NOx} \\
 \text{Potential Emissions Reduction} &= (1806 - 673 \text{ lb}) \times (1 \text{ ton} / 2,000 \text{ lb}) \\
 \text{Potential Emissions Reduction} &= \mathbf{0.57 \text{ tons/year}}
 \end{aligned}$$

Cost Effectiveness (AO Lean-Burn, 65 ppmv)

The cost effectiveness is the added cost, in dollars per year, of the control technology, divided by the emissions reductions achieved, in tons per year. Based on the calculations above, the cost effectiveness of replacing current AO lean-burn spark-ignited engines is as follows:

- New lean-burn engine: \$42,146/ton of NOx reduced

In addition to the unique feasibility issues that AOs face with regards to the installation and maintenance of IC engines (see below), the cost effectiveness value above demonstrates that it is not cost effective to replace existing AO lean-burn engines with newer less polluting engines.

AO Rich-Burn Engines (11 ppmv)

When evaluating the ability to lower NOx emissions to 11 ppmv, an agricultural operator can install a new rich-burn engine with 3-way catalyst.

Table C-26 Annual Cost for Installing a New AO Rich-Burn Engine with a 3-way Catalyst

Item	Assumptions/Methodology	Cost
Average Engine Power Rating	256 bhp	n/a
Annual Operation	2500 hr	n/a
Total Capital Costs		
New Engine Cost	Includes: engine with 3-way catalyst, freight, installation, and tax	\$95,000
Annualized Engine Capital Costs (10 years, 10%)	0.163 x New Engine Cost	\$15,485
Annual Operating and Maintenance Costs (SCR)		
Annual Added Fuel Cost (due to drop in fuel efficiency with catalyst)	Fuel usage = 1,859.7 scf/hr Fuel cost (per 1,000 scf) = \$7.36 Fuel cost (per hour) = (1,859.7 x \$7.36) / 1000 Fuel cost (per year) = hourly cost x 2500 hr Assume 2.5% drop in fuel efficiency Added Fuel cost = Annual fuel cost x 2.5%	\$855
Annual Catalyst Cost	Life of catalyst = 5 years Cost per catalyst = \$5,000 Catalyst costs for 10 years = \$5,000 x 2 Annualized Catalyst Cost = \$10,000 x 0.163	\$1,630
Annual Maintenance Cost	Maintenance = \$0.02 per bhp per hour of operation Annual Maintenance Cost = \$0.02 x 256 bhp x 2500 hr	\$12,800
Annual Operating & Maintenance (O&M) Costs	Annual O&M = Annual Added Fuel Cost + Annual Catalyst Cost + Annual Maintenance Cost	\$15,285
Annual Cost for New RB Engine with 3-way	Annualized Engine Capital Cost + Annual O&M Cost	\$30,770

*The values within the above table are rounded.

The emissions reductions are calculated below:

BHP	=	256 bhp
HR	=	2,500 hours/year
EF1	=	1.255 g-NOx/bhp-hr (equivalent to 90 ppmv)
EF2	=	0.132 g-NOx/bhp-hr (equivalent to 11 ppmv)
LF	=	0.65
CF	=	453.6 grams/pound

$$\begin{aligned} \text{Current NOx} &= (\text{BHP} \times \text{HR} \times \text{EF1} \times \text{LF}) / (\text{CF}) \\ &= (256 \text{ bhp} \times 2500 \text{ hr/yr} \times 1.255 \text{ g-NOx/bhp-hr} \times 0.65) / 453.6 \\ &= 1,151 \text{ lb-NOx/year} \end{aligned}$$

$$\begin{aligned} \text{Potential NOx} &= (\text{BHP} \times \text{HR} \times \text{EF2} \times \text{LF}) / (\text{CF}) \\ &= (256 \text{ bhp} \times 2500 \text{ hr/yr} \times 0.132 \text{ g-NOx/bhp-hr} \times 0.65) / 453.6 \\ &= 121 \text{ lb-NOx/year} \end{aligned}$$

$$\begin{aligned} \text{Potential Emissions Reduction} &= \text{Current NOx} - \text{Potential NOx} \\ \text{Potential Emissions Reduction} &= (1,151 - 121 \text{ lb}) \times (1 \text{ ton} / 2,000 \text{ lb}) \\ \text{Potential Emissions Reduction} &= \mathbf{0.52 \text{ tons/year}} \end{aligned}$$

Cost Effectiveness (AO Rich-Burn, 11 ppmv)

The cost effectiveness is the added cost, in dollars per year, of the control technology, divided by the emissions reductions achieved, in tons per year. Based on the calculations above, the cost effectiveness of replacing current AO rich-burn engines is as follows:

- New rich-burn engine with a 3-way catalyst to meet 11 ppmv: \$59,754/ton of NOx reduced

In addition to the unique feasibility issues that AOs face with regards to the installation and maintenance of IC engines (see below), the cost effectiveness value above demonstrates that it is not cost effective to replace existing AO spark-ignited engines with new controlled engines.

AO Rich-Burn Engines (25 ppmv)

In order to meet a 25 ppmv, an agricultural operator would have to install a new rich-burn engine with a slightly less expensive catalyst compared to the catalyst needed to meet 11 ppmv.

Table C-27 Annual Cost for Installing a New AO Rich-Burn Engine with a 3-way Catalyst

Item	Assumptions/Methodology	Cost
Average Engine Power Rating	256 bhp	n/a
Annual Operation	2500 hr	n/a
Total Capital Costs		
New Engine Cost	Includes: engine with 3-way catalyst, freight, installation, and tax	\$95,000
Annualized Engine Capital Costs (10 years, 10%)	0.163 x New Engine Cost	\$15,485
Annual Operating and Maintenance Costs (SCR)		
Annual Added Fuel Cost (due to drop in fuel efficiency with catalyst)	Fuel usage = 1,859.7 scf/hr Fuel cost (per 1,000 scf) = \$7.36 Fuel cost (per hour) = (1,859.7 x \$7.36) / 1000 Fuel cost (per year) = hourly cost x 2500 hr Assume 2.5% drop in fuel efficiency Added Fuel cost = Annual fuel cost x 2.5%	\$855
Annual Catalyst Cost	Life of catalyst = 5 years Cost per catalyst = \$4,000 Catalyst costs for 10 years = \$4,000 x 2 Annualized Catalyst Cost = \$8,000 x 0.163	\$1,304
Annual Maintenance Cost	Maintenance = \$0.02 per bhp per hour of operation Annual Maintenance Cost = \$0.02 x 256 bhp x 2500 hr	\$12,800
Annual Operating & Maintenance (O&M) Costs	Annual O&M = Annual Added Fuel Cost + Annual Catalyst Cost + Annual Maintenance Cost	\$14,959
Annual Cost for New RB Engine with 3-way	Annualized Engine Capital Cost + Annual O&M Cost	\$30,444

*The values within the above table are rounded.

The emissions reductions are calculated below:

$$\begin{aligned}
 \text{BHP} &= 256 \text{ bhp} \\
 \text{HR} &= 2,500 \text{ hours/year} \\
 \text{EF1} &= 1.255 \text{ g-NOx/bhp-hr (equivalent to 90 ppmv)} \\
 \text{EF2} &= 0.30 \text{ g-NOx/bhp-hr (equivalent to 25 ppmv)} \\
 \text{LF} &= 0.65 \\
 \text{CF} &= 453.6 \text{ grams/pound}
 \end{aligned}$$

$$\begin{aligned}
 \text{Current NOx} &= (\text{BHP} \times \text{HR} \times \text{EF1} \times \text{LF}) / (\text{CF}) \\
 &= (256 \text{ bhp} \times 2500 \text{ hr/yr} \times 1.255 \text{ g-NOx/bhp-hr} \times 0.65) / 453.6 \\
 &= 1,151 \text{ lb-NOx/year}
 \end{aligned}$$

$$\begin{aligned}
 \text{Potential NOx} &= (\text{BHP} \times \text{HR} \times \text{EF2} \times \text{LF}) / (\text{CF}) \\
 &= (256 \text{ bhp} \times 2500 \text{ hr/yr} \times 0.30 \text{ g-NOx/bhp-hr} \times 0.65) / 453.6
 \end{aligned}$$

$$= 275 \text{ lb-NOx/year}$$

Potential Emissions Reduction = Current NOx – Potential NOx

Potential Emissions Reduction = (1,151-275 lb) x (1 ton / 2,000 lb)

Potential Emissions Reduction = 0.44 tons/year

Cost Effectiveness (AO Rich-Burn, 25 ppmv)

The cost effectiveness is the added cost, in dollars per year, of the control technology, divided by the emissions reductions achieved, in tons per year. Based on the calculations above, the cost effectiveness of replacing current AO rich-burn engines is as follows:

- New rich-burn engine with a 3-way catalyst to meet 25 ppmv: \$69,521/ton of NOx reduced

In addition to the unique feasibility issues that AOs face with regards to the installation and maintenance of IC engines (see below), the cost effectiveness values above demonstrate that it is not cost effective to replace existing AO spark-ignited engines with new controlled engines.

Other Feasibility Considerations AO Spark-Ignited Engines

In addition to the high cost-effectiveness and potential infeasibility associated with retrofitting or replacing existing AO spark-ignited engines currently regulated under Rule 4702, requiring additional costly controls on AO engines is economically challenging and potentially infeasible. Unlike most other industries, AOs cannot pass increased production costs on to consumers, thereby forcing AOs to absorb the compliance costs associated with costly additional retrofits and replacements. Over the past decade, AOs have invested significant capital to retrofit and replace thousands of irrigation pump and other engines reducing emissions by over 80% in this category, and continue to do so as emission limitations and associated compliance deadlines materialize under Rule 4702.

Additionally, AO spark-ignited engines are generally located in rural, hard to access areas with minimal oversight due to limited resources and staffing. With seasonal labor and minimal year-round staffing, it is difficult for AOs to provide the frequent and complex maintenance required for retrofitted or new engines equipped with advanced emission controls. The oil production industry is the only other major industry in the Valley that has IC engines located in remote locations; however, with the highly technical nature of oil production and refining as compared to agricultural production and additional economic resources, it is feasible for the oil and gas production industry to hire qualified staff dedicated to maintaining and operating IC engines and other equipment on-site.

Additional Emission Reduction Opportunities

SOx and PM limitations

Rule 4702 contains stringent requirements requiring the combustion of Public Utilities Commission (PUC) quality natural gas, or other equivalent ultra-low sulfur fuels, and diesel engines subject to Rule 4702 are required to be EPA Tier 3 or Tier 4 certified, depending on the size of the engine and the annual operating hours. EPA Tier 3 and 4 certifications require the units to meet low PM limits and Tier 4 engines are required to meet even lower PM emissions through the use of particulate filters. Given the low PM_{2.5} and SO_x emissions from IC engines and existing rule requirements, the District determined that no further requirements were needed to address PM_{2.5} and SO_x emissions.

Emission limitation exemptions for emergency standby engines and low-use engines

The existing requirements are consistent with Air Resources Board (ARB) RACT/BARCT Determination for Spark-Ignited Engines and ARB Airborne Toxics Control Measures (ATCM). Since these units are used only for emergencies or in very limited capacities, emissions from these units are relatively minor, and requiring additional emissions controls would likely not be cost effective.

Non-Regulatory Actions

The District implements a stationary agricultural irrigation pump engine program as a component of the *Heavy-Duty Engine Program*. This program provides incentives for both the conversion of Tier 1 and Tier 2 engines to lower NO_x and PM-emitting Tier 4 engines and for the electrification of diesel engines, as the District highly prioritizes electrification efforts to achieve zero and near-zero emissions from engines. The District's legislative platform⁷⁶ includes support for incentive funding through the Carl Moyer Program. Continued support of this funding stream will continue to provide incentives for accelerated reductions from IC engines.

Meeting air quality standards requires transformative measures and technologies to achieve near zero emissions. In order to further develop technology to close the gap in required emissions reductions, the District operates a Technology Advancement Program (TAP). Along with its own resources, the District seeks state and federal assistance through its legislative platform to advance technologies to reduce emissions in the Valley. District TAP projects seek innovations in several areas of technology including IC engines. While no technologies to reduce emissions from IC engines have been achieved in practice yet, these projects may provide the basis for future feasible, SIP-creditable emission reductions.

⁷⁶ SJVAPCD. (January 2015). *Legislative Platform 2015*.
http://www.valleyair.org/Board_meetings/GB/agenda_minutes/Agenda/2015/January/final/10.pdf

Evaluation Findings

Even though IC engines are not a significant source of PM_{2.5} or SO_x in the Valley, the District has evaluated all potential control technologies and all control technologies achieved in practice in other areas or included in other state implementation plans. As demonstrated above, Rule 4702 currently has in place the most stringent measures feasible to implement in the Valley and therefore meets or exceeds both BACM and MSM requirements for this source category. As the District continues to develop new attainment plans that address more stringent National Ambient Air Quality Standards, the District will continue to evaluate potential opportunities to reduce NO_x emissions from IC engines in the Valley.

C.18 RULE 4703 STATIONARY GAS TURBINES

Discussion

The provisions of this rule are applicable to all stationary gas turbine systems, which are subject to District permitting requirements, and with electrical generation ratings equal to or greater than 0.3 megawatt (MW) or a maximum heat input rating of more than 3 million British Thermal Units per hour (MMBtu/hr), and that are used for the generation of electrical power. The purpose of this rule is to limit NO_x emissions from these stationary gas turbines.

Rule 4703 was adopted on August 18, 1994. Since its adoption, the rule has been amended six times. The latest rule amendment in September 2007 strengthened the rule by establishing more stringent NO_x limits for existing stationary gas turbines. EPA finalized approval for Rule 4703 on October 21, 2009 and deemed this rule as being at least as stringent as established RACT requirements. NO_x emissions have been controlled by over 86% for this source category.

Source Category

The requirements of Rule 4703 affect owners and operators of stationary gas turbine systems used to pump, compress, generate electricity, or perform other tasks. The four major industry groups are oil and gas production, utilities, manufacturing, and government.

In complying with the rule, all affected entities are required to control NO_x and CO emissions by installing approved emissions control devices. Early in the rule development process, the District identified five different emissions control technologies that could be used to achieve proposed limits for stationary gas turbines. Of the five options, four mainly control NO_x emissions, while the other one controls CO emissions. The four NO_x control technologies are:

- Dilutant (water or steam) injection systems,
- Dry, low-NO_x,
- Selective catalytic reduction, and
- SCONOX

Costs associated with different compliance options vary a great deal depending on technologies and available products. Depending on the size of the existing turbine systems, engine model and make, type of existing emissions control equipment, and many other factors, owners and operators of stationary gas turbine systems face different compliance costs. The impacts of Rule 4703 have been concentrated in the oil and gas production sector and utilities sector of the Valley, as they own and operate the vast majority of stationary gas turbines subject to the rule.

Emissions Inventory

Pollutant	2012	2013	2014	2015	2016	2017	2018	2019	2020
<i>Annual Average - Tons per day</i>									
PM2.5	1.22	1.28	1.14	1.09	1.11	1.14	1.14	1.14	1.10
NOx	3.09	3.23	2.89	2.77	2.83	2.89	2.90	2.92	2.81
SOx	0.22	0.23	0.20	0.19	0.19	0.20	0.20	0.20	0.19
<i>Winter Average - Tons per day</i>									
PM2.5	1.21	1.27	1.13	1.08	1.10	1.13	1.13	1.14	1.09
NOx	3.00	3.14	2.82	2.70	2.76	2.82	2.83	2.84	2.74
SOx	0.21	0.23	0.20	0.19	0.19	0.20	0.20	0.20	0.19

As detailed in Chapter 5, the significance thresholds for source categories for the purpose of evaluating the application of BACM and MSM requirements are 1.4 tons per day (tpd) for PM2.5 combustion, 13.1 tpd for NOx, and 1.0 tpd for SOx. As identified in the above table, emissions from stationary gas turbines are lower than the BACM/MSM significance thresholds. Therefore, the Clean Air Act does not require a control measure evaluation for this source category for the purpose of satisfying BACM/MSM requirements; however, the District has still conducted a full control measure evaluation for stationary gas turbines.

How does District Rule 4703 compare with federal and state rules and regulations?**Federal Regulations**

There are no EPA CTG requirements for this source category.

ACT

- EPA-435/R-93-007 (Alternative Control Techniques Document—NOx Emissions from Stationary Gas Turbines)

The District evaluated the requirements contained within the ACT for NOx Emissions from Stationary Gas Turbines and found no requirements that were more stringent than those already in Rule 4703.

NSPS

- 40 CFR 60 Subpart GG (Standards of Performance for Stationary Gas Turbines)

The District evaluated the requirements contained within 40 CFR 60 Subpart GG and found no requirements that were more stringent than those already in Rule 4703.

- 40 CFR 60 Subpart KKKK (Standards of Performance for Stationary Combustion Turbines)

The District evaluated the requirements contained within above NSPS and found no requirements that were more stringent than those already in Rule 4703.

NESHAP/ MACT

- 40 CFR 63 Subpart YYYYY (NESHAP for Stationary Combustion Turbines)

The District evaluated the requirements contained within 40 CFR 63 Subpart YYYYY and found no requirements that were more stringent than those already in Rule 4703.

State Regulations

There are no state regulations applicable to this source category.

How does District Rule 4703 compare to rules in other air districts?**SCAQMD**

- Rule 1134 (Emissions of Oxides of Nitrogen from Stationary Gas Turbines)

The District evaluated the requirements contained within SCAQMD's Rule 1134 and found no requirements that were more stringent than those already in Rule 4703.

BAAQMD

- Regulation 9 Rule 9 (Nitrogen Oxides from Stationary Gas Turbines)

The District evaluated the requirements contained within BAAQMD's Regulation 9 Rule 9 and found no requirements that were more stringent than those already in Rule 4703.

SMAQMD

- Rule 413 (Stationary Gas Turbines)

The District evaluated the requirements contained within SMAQMD's Rule 413 and found no requirements that were more stringent than those already in Rule 4703.

VCAPCD

- Rule 74.23 (Stationary Gas Turbines)

The District evaluated the requirements contained within VCAPCD's Rule 74.23 and found no requirements that were more stringent than those already in Rule 4703.

Additional Emission Reduction Opportunities

The District has adopted numerous rule amendments to the turbine rule that have successfully and significantly reduced emissions from this source category. The emissions inventory for NOx from turbines has been reduced from 31.9 tpd in 1994 to 2.77 tpd in 2015. Significant emission reductions have been achieved through the implementation of the most stringent regulations in the nation for this source category and significant investments by stakeholders to implement effective and innovative emission control technologies. Given the significant efforts and investments already made to reduce emissions from this source category, there are little remaining feasible opportunities for obtaining additional emissions reductions.

BACT Comparisons

Comparisons of this rule with the District, BAAQMD, and SCAQMD BACT requirements showed that some BACT emissions limits are more stringent than Rule 4703 limits. For units greater than 3 MW, some of the District's NO_x limits ranged from 3-5 ppmv, whereas the BACT limits ranged from 2-3 ppmv. For units less than 3 MW, the District's NO_x limit was 9 ppmv, whereas the BACT limit was 5 ppmv. The BACT guidelines list SCR and SCONOX as the emissions control technologies used to achieve emission limits in the range of 2-5 ppmv. Although lower emission limits are potentially achievable for this source category, BACT requirements are imposed on new or modified turbine installations where ultra-low NO_x controls can be installed and the equipment and the facility can be designed to function with this new technology. Rule 4703 is a prohibitory rule that has undergone several generations of NO_x limits for existing units in the Valley; facilities comply with these limits by retrofitting their existing equipment. Requiring the installation of entirely new turbine systems is extremely expensive and not cost effective, and therefore not required of facilities.

Selective Catalytic Reduction

Many of the larger units (> 3MW) have already employed SCR to achieve the 5 ppmv limits in place. Therefore, the District evaluated the potential opportunity to employ SCR for units less than 3 MW.

A SCR system reduces NO_x emissions by converting the emissions to water and elemental nitrogen. Ammonia is generally injected into the exhaust stream and reacts with the nitrogen. Due to the high cost of SCR systems, they are typically used for controlling emissions from larger units, greater than 3 MW that generally create more emissions. The cost effectiveness of an SCR system for a 1 MW unit was calculated based on the cost effectiveness methodologies in the 2007 Staff Report for Rule 4703 and some of the newer methodologies used to calculate the cost effectiveness of SCR in the August 2011 Staff Report for Rule 4702. The tables below present the total annual costs for a new SCR system and a retrofit system.

Table C-28 SCR Annual Costs for a New Installation on a 1 MW Turbine

Item		Source	Cost
Turbine Rating	1 MW		
SCR Cost/KW	\$125/KW	Mid-point between high and low estimate from R4703 analysis	
Operating Hours	7884 hrs/year		
Direct Capital Costs			
Total Purchased Equip Cost	\$125/KW x 1000 KW		\$125,000
Freight	5% Purchased Equip. Cost (PEC)	Rule 4702	\$6,250
Sales Tax	8.25% PEC	Rule 4702	\$10,313
Direct Installation Costs	25% PEC	Rule 4702	\$31,250
Total Direct Capital Costs			\$172,813
Indirect Capital Costs			
Facilities	5% PEC	Rule 4702	\$6,250
Engineering	10% PEC	Rule 4702	\$12,500
Process Contingency	5% PEC	Rule 4702	\$6,250
Total Indirect Capital Costs			\$25,000
Project Contingency	20% PEC	Rule 4702	\$25,000
Total Capital Costs (TCC)	Direct Capital + Indirect Capital + Project Contingency	Rule 4702	\$222,813
Annualized Capital Costs (10 years @ 10%)	0.1627*TCC	Rule 4702	\$36,252
Direct Annual Costs			
<i>Operating Costs</i>			
Operator	0.5 hr/shift, \$25/hr	OAQPS	\$13,688
Supervisor	15% of operator	OAQPS	\$2,053
<i>Maintenance Costs</i>			
Labor	0.5 hr/shift, \$25/hr	OAQPS	\$13,688
Material	100% of labor cost	OAQPS	\$13,688
<i>Utility Costs</i>			
Electricity Costs		Variable	\$5,747
Cat. Replacement		MHIA	\$5,621
Cat. Disposal		OAQPS	\$211
Ammonia		Variable	\$1,008
NH3 Inject Skid		MHIA	\$2,916
Total Direct Annual Costs			\$58,620
Indirect Annual Costs			
Overhead	60% of Operating and Maintenance	OAQPS	\$25,870
Administrative	0.02 x PEC	OAQPS	\$2,500
Insurance	0.01 x PEC	OAQPS	\$1,250
Property Tax	0.01 x PEC	OAQPS	\$1,250
Capital Recovery	0.13 x PEC (10% int. rate, 15 yr period)	OAQPS	\$16,250
Total Indirect Annual Costs			\$47,120
Total Annual Costs	Annualized capital + Direct Annual + Indirect Annual		\$141,992

Table C-29 SCR Annual Costs for a Retrofit on a 1 MW Turbine

Item		Source	Cost
Turbine Rating	1 MW		
SCR Cost/KW	\$325/KW	Middle point between high and low estimate from R4703 analysis	
Operating Hours	7884 hrs/year		
Direct Capital Costs			
Total Purchased Equip Cost	\$325/KW x 1000 KW		\$325,000
Freight	5% Purchased Equip. Cost (PEC)	Rule 4702	\$16,250
Sales Tax	8.25% PEC	Rule 4702	\$26,813
Direct Installation Costs	25% PEC	Rule 4702	\$81,250
Total Direct Capital Costs			\$449,313
Indirect Capital Costs			
Facilities	5% PEC	Rule 4702	\$16,250
Engineering	10% PEC	Rule 4702	\$32,500
Process Contingency	5% PEC	Rule 4702	\$16,250
Total Indirect Capital Costs			\$65,000
Project Contingency	20% PEC	Rule 4702	\$65,000
Total Capital Costs (TCC)	Direct Capital + Indirect Capital + Project Contingency	Rule 4702	\$579,313
Annualized Capital Costs (10 years @ 10%)	0.1627*TCC	Rule 4702	\$94,254
Direct Annual Costs			
<i>Operating Costs</i>			
Operator	0.5 hr/shift, \$25/hr	OAQPS	\$13,688
Supervisor	15% of operator	OAQPS	\$2,053
<i>Maintenance Costs</i>			
Labor	0.5 hr/shift, \$25/hr	OAQPS	\$13,688
Material	100% of labor cost	OAQPS	\$13,688
<i>Utility Costs</i>			
Electricity Costs		Variable	\$5,747
Cat. Replacement		MHIA	\$5,621
Cat. Disposal		OAQPS	\$211
Ammonia		Variable	\$1,008
NH3 Inject Skid		MHIA	\$2,916
Total Direct Annual Costs			\$58,620
Indirect Annual Costs			
Overhead	60% of Operating and Maintenance	OAQPS	\$25,870
Administrative	0.02 x PEC	OAQPS	\$6,500
Insurance	0.01 x PEC	OAQPS	\$3,250
Property Tax	0.01 x PEC	OAQPS	\$3,250
Capital Recovery	0.13 x PEC (10% int. rate, 15 yr period)	OAQPS	\$42,250
Total Indirect Annual Costs			\$81,120
Total Annual Costs	Annualized capital + Direct Annual + Indirect Annual		\$233,994

Potential Emissions Reduction Methodology

The estimated current annual NOx emissions and the estimated potential annual NOx emissions were calculated using the following equation:

$$\text{NOx} = \text{LF} \times \text{MMBtu/hr} \times \text{HR} \times \text{EF} / 2,000 \text{ lb/ton}$$

Where:

- NOx = Current annual NOx emissions or potential annual NOx emissions (tpy)
 LF = turbine load factor
 MMBtu/HR= heat input rating
 HR = annual hours of operation
 EF = NOx emission factor in pounds per MMBtu

Where:

- EF = NOx emission factor in ppmv x 0.00366
 ppmv = NOx emissions in parts per million corrected to 15% oxygen
 0.00366 = Conversion factor used: 0.00366 lb/MMBtu per ppmv NOx

The estimated annual NOx emissions reduction was calculated using the following equation:

$$\text{NOx Emissions Reduction} = \text{Current NOx emissions} - \text{Potential NOx emissions}$$

Potential Emissions Reduction Calculation

The emissions reduction calculations below utilized the following information:

Loading factor = 0.75

Heat input rating for a 1 MW unit = 15 MMBtu/hr

Annual Hours of Operation = 7884 hours

Current Emission Factor in Rule 4703 = 9 ppmv

Potential Emissions Factor through the use of SCR = 5 ppmv

$$\begin{aligned} \text{Current NOx} &= \text{LF} \times \text{MMBtu/hr} \times \text{HR} \times \text{EF} / 2,000 \text{ lb/ton} \\ &= 0.75 \times 15 \times 7884 \times (9 \times 0.00366) / 2000 \\ &= 1.46 \text{ tons/year} \end{aligned}$$

$$\begin{aligned} \text{Potential NOx} &= \text{LF} \times \text{MMBtu/hr} \times \text{HR} \times \text{EF} / 2,000 \text{ lb/ton} \\ &= 0.75 \times 15 \times 7884 \times (5 \times 0.00366) / 2000 \\ &= 0.81 \text{ tons/year} \end{aligned}$$

$$\begin{aligned} \text{Emissions Reductions} &= \text{Current NOx emissions} - \text{Potential NOx emissions} \\ &= 0.65 \text{ tons/year} \end{aligned}$$

Table C-30 SCR Cost Effectiveness

Type of Installation	MW	MMBtu/hr	Current NOx Emission Factor (EF), ppmv	Potential NOx EF, ppmv	NOx Reduction (Tons/Year)	Total Annual Cost (\$)	Cost Effectiveness (\$/ton)
New	1	15	9	5	0.65	\$141,992	\$218,449
Retrofit	1	15	9	5	0.65	\$233,994	\$359,991

As demonstrated above, SCR is not a cost effective option as a retrofit or replacement for units less than 3 MW.

EMx

Certain BACT limits for simple cycle plants were achieved through the use of SCONOX. This multifaceted technology reduces NOx, SOx, carbon monoxide (CO), and volatile organic compound (VOC) emissions and is stated as achieving NOx levels less than 1.5 ppmv by its manufacturer. One issue with the use of SCONOX is that it requires steam to operate and simple cycle plants do not generate steam. Therefore, a simple cycle facility would have to add a boiler to their facility to generate steam for the SCONOX system, making the addition of this technology more costly. The District is not aware of any SCONOX applications on simple cycle plants.⁷⁷ While SCONOX is better suited for combined cycle turbines, this technology has not been achieved in practice (AIP) yet in the District.

BAAQMD evaluated SCONOX, now known as the EMx system, for turbines in a recent Final Determination of Compliance (FDOC) for the Oakley Generating Station. The FDOC states that EMx could potentially be an improvement over SCR as an add-on control device for achieving NOx reductions – assuming it can achieve the same level of NOx control – because it does not use ammonia. Ammonia has the potential, under certain atmospheric conditions, to react with nitric acid in the atmosphere to form ammonium nitrate, which can be a form of PM2.5. However, based on the implementation of EMx at a facility in Shasta County, BAAQMD voiced some concerns for its use.

EMx has never been used on a large utility-scale turbine and so there is no data on which to make a direct evaluation of how well the technology would work on larger turbines. EMx has been used on a smaller aeroderivative turbine at the Redding Power Plant Unit No. 5, a 45-MW combined-cycle facility in Shasta County, CA. The Shasta County Air Quality Management District evaluated EMx at the Redding facility under a demonstration NOx limit of 2.0 ppm, which SCR can consistently achieve. After three years of operation, the Shasta County AQMD evaluated whether the facility was meeting this demonstration limit with EMx, and concluded that “*Redding Power is not*

⁷⁷ Brian K. Lusher, Bay Area Air Quality Management District. (June 2010). *Final Determination of Compliance: Marsh Landing Generating Station*.

able to reliably and continuously operate while maintaining the NOx demonstration limit of 2.0 ppmvd @ 15% O2.”⁷⁸

The FDOC states that although the EMx manufacturer maintains that such problems have been overcome, concerns remain about how consistently the technology would be able to perform. Communications between BAAQMD and Shasta County Air District confirmed that the earlier conclusions about the achievability of a lower limit remain valid.⁷⁹ In addition, monthly reports of Continuous Emissions Monitoring System (CEMS) data submitted by Redding Power Plant to Shasta County Air District during 2007 and 2008 indicated that emissions have often been substantially higher.⁸⁰ Furthermore, the data from Redding is from a smaller aeroderivative turbine, and there is no guarantee that if it were scaled up for uses on utility-size turbines that it would even be able to achieve the performance required from larger turbines. For these reasons, BAAQMD concluded that EMx is not as developed as SCR and cannot achieve the same level of emissions performance that SCR is capable of.

SCAQMD is funding a research project that will study and demonstrate the feasibility of control technologies to reduce PM2.5 and ultrafine particulate emissions from natural gas-fired turbine power plants. EMx is one of the two technologies that were selected for demonstration. The findings of this report could potentially be beneficial for evaluating the feasibility of EMx applications for turbines in the future.

SOx

The District considered implementing sulfur dioxide (SO₂) limits at least as stringent as the requirements in 40 CFR 60 Subpart KKKK (Standards of Performance for Stationary Combustion Turbines). Fuel treatment sulfur removal systems were recognized as being able to reduce SOx emissions from turbines, other than those fired on Public Utilities Commission (PUC) quality natural gas. One Valley facility installed SCR onto their digester gas-fired turbine to meet the Rule 4703 limit. To do this, they installed a fuel pretreatment system that removes H₂S and siloxanes, as they can damage the SCR catalyst if not removed. Other landfill and digester-gas turbines outside the District are also using these systems.

There are only seven units at six facilities in the Valley that utilize a fuel other than natural gas. Four units are fired on diesel gas, while the other three units utilize digester gas. However, the facilities with diesel-fired units utilize natural gas the majority of the time and utilize diesel fuel only during emergencies. Due to California Diesel Fuel requirements, the diesel facilities in the Valley are limited to a sulfur content of 0.0016 lb-SO₂/MMBtu. PUC-quality natural gas typically has a sulfur content of 0.00285 lb-SO₂/MMBtu and digester turbines are limited to 0.016 lb-SO₂/MMBtu per

⁷⁸ Letter from R. Bell, Air Quality District Manager, Shasta County Air Quality Management District, to R. Bennett, Safety & Environmental Coordinator, Redding Electric Utility, June 23, 2005.

⁷⁹ Kathleen Truesdell, Bay Area Air Quality Management District. (January 2011). *Final Determination of Compliance: Oakley Generating Station.*

⁸⁰ Kathleen Truesdell, Bay Area Air Quality Management District. (January 2011). *Final Determination of Compliance: Oakley Generating Station.*

District permits' requirements. By comparison, the Subpart KKKK limit is much higher at 0.060 lb-SO₂/MMBtu and all of the units in the Valley are achieving much lower SO₂ limits. Adding a SO₂ limit similar to Subpart KKKK to the rule will not foster additional emissions reductions for Valley facilities.

PM_{2.5}

PM_{2.5} reduction technologies for turbines were also researched. Post-combustion controls, including baghouses, electrostatic precipitators, and scrubbers were examined since these technologies can be used to remove PM_{2.5} emissions from exhaust gas streams.

As previously mentioned, every unit in the Valley subject to Rule 4703 operates on strictly natural gas, with the exception of seven facilities that operated on an alternate fuel part-time or during emergencies. Based on District Permits records and information in the BAAQMD FDOC for the Oakley Generating Station, electrostatic precipitators, baghouses, and scrubbers have not been achieved-in-practice for natural gas-fired turbines. These devices are normally used on solid fuel fired sources or others with high PM emissions, and are not used in natural gas-fired applications, which have inherently low PM emissions. The District is not aware of any gas turbine that has ever been required to use add-on controls such as these. BAAQMD reviewed the EPA BACT/LAER Clearinghouse and confirmed that EPA has no record of any post-combustion particulate controls that have been required for natural gas-fired gas turbines.⁸¹

Furthermore, these devices would not be technologically feasible to implement for certain facilities. As noted in the BAAQMD FDOC, if add-on control equipment were installed, it would create significant backpressure that would significantly reduce the efficiency of a power plant and would cause more emissions per unit power produced. Moreover, these devices are designed to be applied to emissions streams with far higher particulate emissions, and they would have very little effect on the low-PM emissions streams from natural gas-fired facilities in further reducing PM emissions.⁸² It takes an emissions stream with a much higher grain loading for these types of abatement devices to operate efficiently. This low level of abatement efficiency (if any) also means that these types of control devices would not be cost effective, even if they could feasibly be applied to this type of source. For these reasons, post-combustion particulate control equipment is not technologically feasible for units subject to Rule 4703.

As previously mentioned, SCAQMD is funding a research project that will study and demonstrate the feasibility of control technologies to reduce PM_{2.5} and ultrafine particulate emissions from natural gas-fired turbine power plants. Sulfur removal and the EMx multi-pollutant control system are the two technologies which were selected for

⁸¹ Kathleen Truesdell, Bay Area Air Quality Management District. (January 2011). *Final Determination of Compliance: Oakley Generating Station.*

⁸² Kathleen Truesdell, Bay Area Air Quality Management District. (January 2011). *Final Determination of Compliance: Oakley Generating Station.*

demonstration. The findings of this report could potentially be beneficial for evaluating the cost effectiveness and feasibility of applying these emerging technologies to turbines in the future.

Evaluation Findings

Even though stationary gas turbines are not a significant source of PM_{2.5}, NO_x, or SO_x in the Valley, the District has evaluated all potential control technologies and all control technologies achieved in practice in other areas or included in other state implementation plans. As demonstrated above, Rule 4703 currently has in place the most stringent measures feasible to implement in the Valley and therefore meets or exceeds both BACM and MSM requirements for this source category. As the District continues to develop new attainment plans that address more stringent National Ambient Air Quality Standards, the District will continue to evaluate potential opportunities to reduce emissions from stationary gas turbines in the Valley.

C.19 RULE 4802 SULFURIC ACID MIST

Discussion

The purpose of Rule 4802 is to limit sulfuric acid emissions from any sulfuric acid production unit that was constructed or modified before August 17, 1971. The rule was adopted on May 21, 1992 to limit sulfuric acid mist to 0.30 pounds per short ton of acid produced and only applies to one facility in the Valley. EPA approved Rule 4802 into the SIP on June 8, 1999.

Source Category

A sulfuric acid production unit is any facility producing sulfuric acid by the contact process by burning elemental sulfur, alkylation acid, hydrogen sulfide, organic sulfides, or acid sludge. It does not include acid plants used as sulfur dioxide (SO₂) control systems, chamber process plants, acid concentrators, or petroleum storage and transfer facilities.

Emissions Inventory

Pollutant	2012	2013	2014	2015	2016	2017	2018	2019	2020
<i>Annual Average - Tons per day</i>									
PM2.5	0.00	0.00	0.00	0.00	0.00	0.00	0.00	0.00	0.00
NOx	0.00	0.00	0.00	0.00	0.00	0.00	0.00	0.00	0.00
SOx	0.75	0.76	0.77	0.78	0.79	0.80	0.81	0.83	0.85
<i>Winter Average - Tons per day</i>									
PM2.5	0.00	0.00	0.00	0.00	0.00	0.00	0.00	0.00	0.00
NOx	0.00	0.00	0.00	0.00	0.00	0.00	0.00	0.00	0.00
SOx	0.75	0.76	0.77	0.78	0.79	0.80	0.81	0.83	0.85

As detailed in Chapter 5, the significance thresholds for source categories for the purpose of evaluating the application of BACM and MSM requirements are 1.4 tons per day (tpd) for PM_{2.5} combustion, 13.1 tpd for NO_x, and 1.0 tpd for SO_x. As identified in the above table, emissions from sulfuric acid mist are lower than the BACM/MSM significance thresholds. Therefore, the Clean Air Act does not require a control measure evaluation for this source category for the purpose of satisfying BACM/MSM requirements; however, the District has still conducted a full control measure evaluation for sulfuric acid mist.

How does District Rule 4802 compare with federal and state rules and regulations?

Federal Regulations

There are no EPA CTG, ACT, NESHAP, or MACT requirements for this source category.

NSPS

- 40 CFR 60 Subpart Cd (Emissions Guidelines and Compliance Times for Sulfuric Acid Production Units)

The District evaluated the requirements contained within 40 CFR 60 Subpart Cd and found no requirements that were more stringent than those already in Rule 4802.

- 40 CFR 60 Subpart H (Standards of Performance for Sulfuric Acid Plants)—last amended on February 27, 2014, but the revisions only included corrections for source testing procedures.

The District evaluated the requirements contained within 40 CFR 60 Subpart H and found no requirements that were more stringent than those already in Rule 4802.

State Regulations

There are no state regulations applicable to this source category.

How does District Rule 4802 compare to rules in other air districts?

There are no analogous rules for this source category in SMAQMD or VCAPCD.

SCAQMD

- Rule 469 (Sulfuric Acid Units)

The District evaluated the requirements contained within SCAQMD Rule 469 and found no requirements that were more stringent than those already in Rule 4802.

BAAQMD

- Regulation 9, Rule 1 (Sulfur Dioxide)

The District evaluated the requirements contained within BAAQMD Regulation 9 Rule 1 and found no requirements that were more stringent than those already in Rule 4802.

- Regulation 12, Rule 6 (Acid Mist from Sulfuric Acid Plants)

The District evaluated the requirements contained within BAAQMD Regulation 12 Rule 6 and found no requirements that were more stringent than those already in Rule 4802.

Additional Emission Reduction Opportunities

Only one facility in the Valley—a sulfuric acid plant—is subject to Rule 4802 (Sulfuric Acid Mist). This facility was in operation before 1971 and is limited by this rule to 0.30 pounds of acid mist per ton of acid produced. The facility uses a mist eliminator to remove fine particles from the acid gas stream, which has been determined to meet BACT requirements. By definition of Rule 4802, no new facility within the Valley will be subject to this rule. Instead, all new facilities would be subject to Rule 2201 (New and Modified Stationary Source Review Rule) and would be required to implement BACT level controls.

The District evaluated the potential opportunity to reduce emissions from this source category by lowering the limit for sulfur emissions from 0.30 pounds per ton produced to 0.1 pound per ton produced, consistent with EPA's BACT determination. Source tests conducted in 2010 and 2011 at the single facility permitted under Rule 4802, showed an actual sulfuric acid mist emission rate of 0.09 pound per ton using existing technology. Hence, the facility is meeting the current national BACT standard with the most advanced technology currently available and enforced through existing permit requirements, despite the fact that their current permit and Rule 4802 do not set that requirement. Therefore, the District has determined that there are no potential opportunities to further reduce emissions from this source category.

Evaluation Findings

Even though sulfuric acid mist is not a significant source of PM_{2.5}, NO_x, or SO_x in the Valley, the District has evaluated all potential control technologies and all control technologies achieved in practice in other areas or included in other state implementation plans. As demonstrated above, Rule 4802 currently has in place the most stringent measures feasible to implement in the Valley and therefore meets or exceeds both BACM and MSM requirements for this source category. As the District continues to develop new attainment plans that address more stringent National Ambient Air Quality Standards, the District will continue to evaluate potential opportunities to reduce emissions from sulfuric acid mist in the Valley.

C.20 RULE 4901 WOOD BURNING FIREPLACES AND WOOD BURNING HEATERS

Discussion

Rule 4901 limits emissions from wood burning fireplaces, wood burning heaters, and outdoor wood burning devices through wood burning curtailments in areas with natural gas service. Rule 4901 also restricts the sale and transfers of non-compliant wood burning devices, and limits the installation of wood burning devices in new residential developments.

Through the Check Before You Burn program, which is based on Rule 4901, the District has declared and enforced episodic wood burning curtailments, also called “No Burn” days, since 2003. Check Before You Burn and District Rule 4901 reduce harmful species of PM_{2.5} when and where those reductions are most needed: in impacted urbanized areas when the local weather is forecast to hamper PM dispersion.

Rule 4901 was first adopted in 1993 and has been subsequently amended three times. The 1993 adoption of Rule 4901 established a public education program on techniques to reduce wood burning emissions. It also enforced EPA Phase II requirements for new wood burning heaters, prohibited the sale of used wood burning heaters, established a list of prohibited fuel types, and required the District to request voluntary curtailment of wood burning on days when the ambient air quality was unhealthy.

The 2003 rule amendments added episodic wood burning curtailments when air quality was forecast to be at 150 or higher on the air quality index (AQI), which is equivalent to a PM_{2.5} concentration of 65 µg/m³, and added restrictions on the installation of wood burning devices in new residential developments, based on housing density. The 2008 rule amendments lowered the mandatory curtailment level to a PM_{2.5} concentration of 30 µg/m³, and added a contingency measure to lower the wood burning curtailment level to 20 µg/m³ in the event that EPA finds that the Valley does not attain the 1997 PM_{2.5} air quality standard in 2014.

The 2014 amendments to Rule 4901 lowered the No Burn threshold for high polluting wood burning heaters and fireplaces from 30 µg/m³ to 20 µg/m³. The amendments doubled the number of No Burn days for high polluting units that are the source of over 95% of the wintertime residential wood smoke emissions. By contrast, under the newly amended rule, clean certified units are subject to a minimal number of No Burn days ranging from zero to six days depending on the location in the Valley during the winter season because the No Burn thresholds for these units were raised to 65 µg/m³.

Emissions Inventory

Pollutant	2012	2013	2014	2015	2016	2017	2018	2019	2020
Annual Average - Tons per day									
PM2.5	4.48	4.38	4.28	4.28	4.28	4.28	4.28	4.28	4.28
NOx	0.50	0.49	0.48	0.48	0.48	0.48	0.48	0.48	0.48
SOx	0.08	0.08	0.08	0.08	0.08	0.08	0.08	0.08	0.08
Winter Average - Tons per day									
PM2.5	8.73	8.54	8.35	8.35	8.35	8.35	8.35	8.35	8.35
NOx	0.98	0.96	0.94	0.94	0.94	0.94	0.94	0.94	0.94
SOx	0.16	0.16	0.15	0.15	0.15	0.15	0.15	0.15	0.15

As detailed in Chapter 5, the significance thresholds for source categories for the purpose of evaluating the application of BACM and MSM requirements are 1.4 tons per day (tpd) for PM2.5 combustion, 13.1 tpd for NOx, and 1.0 tpd for SOx. As identified in the above table, emissions from wood burning fireplaces and wood burning heaters are lower than the BACM/MSM significance thresholds for NOx and SOx. Therefore, the Clean Air Act does not require a NOx and SOx control measure evaluation for this source category for the purpose of satisfying BACM/MSM requirements; however, the District has still conducted a full control measure evaluation for wood burning fireplaces and wood burning heaters.

How does District Rule 4901 compare with federal and state rules and regulations?

Federal Regulations

There are no EPA CTGs, ACTs, NESHAPs, or MACT guidelines for this source category.

NSPS

- 40 CFR Part 60 Subpart AAA (Standards of Performance for New Residential Wood Heaters)

On February 3, 2014, EPA published proposed amendments to 40 CFR Part 60 Subpart AAA.⁸³ The proposed rule was finalized by EPA on February 3, 2015. District Rule 4901 points to the NSPS for emission limits and is therefore as stringent as the newly promulgated NSPS.

1988 NSPS

Under the 1988 NSPS, only those wood or pellet-burning units meeting the following criteria require certification and all other units are not required to obtain certification and are therefore considered exempt:

⁸³ 40 CFR Part 60 Subpart AAA, *Standards of Performance for New Residential Wood Heaters* (FR 79 6330–6416)

1. Units that have an air-to-fuel ratio averaging less than 35-to-1;
2. Units with a usable firebox volume less than 20 cubic feet;
3. Units with a minimum burn rate less than 5 kilograms per hour (11 pounds per hour); and
4. Units that weigh 1,760 pounds or less.

For wood heaters meeting these requirements, the current certification emissions limits are 4.1 grams per hour (g/hr) of PM for units equipped with a catalytic combustor and 7.5 g/hr for units without a catalytic combustor. Units certified to these emission limits are said to be *Phase-II Certified* and will maintain that certification until the certification expires, which is up to 5 years from the issuance date.

Under the current NSPS, pellet stoves are not explicitly exempt from required certification; however, most models currently sold fall outside the regulation because they operate on an air-to-fuel ratio greater than 35-to-1. Single burn rate wood heaters are also not explicitly exempt from the current NSPS, but are not regulated by it because they operate below the burn rate criteria of 5 kilograms per hour.

2015 NSPS

The 2015 NSPS significantly lowers the certification emission limits for wood-burning heaters that are currently required to be certified and sets certification limits for a broader range of wood-burning heaters by removing the existing certification criteria (1 through 4 above). New standards will apply not only to adjustable burn rate wood heaters (the focus of the original regulation), but also to single burn rate wood heaters/stoves, pellet heaters/stoves, and any other affected appliance as defined in revised Subpart AAA as a “room heater.”

Although they do not require EPA certification under the 1988 NSPS, 96% of pellet heaters meet the proposed Step 1 PM emissions limit of 4.5 grams per hour. Single burn rate wood heaters are incapable of operating at the lowest burn rates, and it is the lower burn rates that result in the highest level of PM emissions; therefore, most single burn rate wood heaters will also meet the proposed Step 1 PM emissions limit. Manufacturers of such units will not initially be required to modify their design if they already meet the emissions standard and will automatically be deemed as certified to meet the Step 1 emission limits.

EPA promulgated a two-step compliance approach that applies to all new adjustable burn rate wood heaters, single burn rate wood heaters and pellet heaters/stoves. Under this approach, Step 1 emission limits for these sources will apply to each source manufactured on or after the effective date of the final rule or sold at retail on or after December 31, 2015. Step 2 emission limits for these sources will apply to each heater manufactured or sold at retail on or after the date five years after the effective date of the final rule. EPA is allowing an alternative compliance option for manufacturers who choose to certify using cord wood (rather than crib wood) to meet the Step 2 limits.

Table C-31 Subpart AAA PM Emissions Limits

2-Step, 5-Year Phase-In		
Step	PM limit	Compliance deadline
1	4.5 g/hr	Upon the effective date of the final rule
2	2.0 g/hr	5 years after effective date of final rule
	2.5 g/hr (Cord wood alternative compliance option)	

State Regulations

There are no state regulations applicable to this source category.

How does District Rule 4901 compare to rules in other air districts?

There are no analogous rules for this source category in VCAPCD.

SCAQMD

- Rule 445 (Wood Burning Devices)

Rule 445 was last amended on May 3, 2013 to lower the curtailment threshold from 35 to 30 $\mu\text{g}/\text{m}^3$. District Rule 4901 is more stringent than Rule 445, as the District lowered the No Burn threshold for high polluting wood burning heaters and fireplaces from the 30 $\mu\text{g}/\text{m}^3$ to 20 $\mu\text{g}/\text{m}^3$ in 2014. The District evaluated the requirements contained within SCAQMD Rule 445 and found no requirements that were more stringent than those already in Rule 4901.

BAAQMD

- Regulation 6 Rule 3 (Wood-Burning Devices)

The District evaluated the requirements contained within BAAQMD Regulation 6 Rule 3 and found no requirements that were more stringent than those already in Rule 4901.

SMAQMD

- Rule 417 (Wood Burning Appliances)

The District evaluated the requirements contained within SMAQMD Rule 417 and found no requirements that were more stringent than those already in Rule 4901.

- Rule 421 (Mandatory Episodic Curtailment of Wood and other Solid Fuel Burning)

The District evaluated the requirements contained within SMAQMD Rule 421 and found no requirements that were more stringent than those already in Rule 4901.

Other Analogous Rules

- Washington State's Department of Ecology Regulation Chapter 173-433 WAC (Solid Fuel Burning Devices)

The District evaluated the requirements contained within the above regulation and found no requirements that were more stringent than those already in Rule 4901.

- Colorado Air Quality Control Commissions Regulation No. 4

The District evaluated the requirements contained within Colorado's rule and found no requirements that were more stringent than those already in Rule 4901.

- Spokane Regional Clean Air Agency Regulation I Article VIII

The District evaluated the requirements contained within the Spokane rule and found no requirements that were more stringent than those already in Rule 4901.

- Oregon Department of Environmental Quality Division 262 (Heat Smart Program for Residential Woodstoves and Other Solid Fuel Heating Devices)

The District evaluated the requirements contained within Oregon's rule and found no requirements that were more stringent than those already in Rule 4901.

- Yolo-Solano AQMD Rule 2.40 (Wood Burning Appliances)

The District evaluated the requirements contained within Rule 2.40 and found no requirements that were more stringent than those already in Rule 4901.

Additional Emission Reduction Opportunities

2014 Amendments to the District's Residential Wood Burning Program

The District takes a multidimensional and proactive approach to reducing emissions in the Valley. This philosophy is especially true for reducing emissions from residential wood burning with a combination of regulatory controls through Rule 4901, public outreach and education, and the District's Burn Cleaner Wood Stove Change-out Program (Burn Cleaner Program). The District's approach to reducing emissions from residential wood burning empowers Valley residents to play a major role in reducing emissions at almost no cost, and, in many cases, with savings in heating-related energy costs. Valley residents are encouraged to transition from older more polluting wood burning heaters and wood burning fireplaces (also commonly called open hearth fireplaces) to cleaner alternatives, by decreasing the number of allowable burn days for high polluting wood burning heaters and fireplaces while at the same time increasing the number of burn days allowed for registered clean wood burning heaters through a tiered episodic wood burning curtailment program. Emissions reduced through the 2014 amendments to the program are significantly greater than those achieved by reducing the curtailment threshold alone.

Curtailment Level

A potential opportunity for further emissions reductions was to lower the curtailment level, which would reduce emissions by increasing the number of "No Burn" days. Lowering the curtailment level below the $30 \mu\text{g}/\text{m}^3$ level has reduced the build-up of emissions during the long stagnation periods experienced in the Valley during the 2014-15 winter season, and helped avoid exceedances of the PM_{2.5} standard.

During the September 2014 rule amendment project, the District estimated the average number of additional No Burn days likely to occur in future years as a result of lowering the curtailment level from the previous threshold level of 30 $\mu\text{g}/\text{m}^3$ to the threshold level of 20 $\mu\text{g}/\text{m}^3$. The average increase in No Burn days in future years in each county was calculated by averaging the historical data from the past five wood burning seasons of the number of days P M2.5 concentrations were forecasted to be equal to or exceed 30 $\mu\text{g}/\text{m}^3$ versus 20 $\mu\text{g}/\text{m}^3$. This analysis is summarized in the table below. The estimated average increase in No Burn days in future years was determined to be 34 days per county (an average of the last column in the table below) per wood burning season. However, the estimation of 34 additional No Burn days per wood burning season in the future will vary. No Burn days are called based on the air quality forecast for each day and are dependent on several variables. As a result of this analysis, the District amended Rule 4901 to lower the curtailment threshold to 20 $\mu\text{g}/\text{m}^3$ in September 2014.

Table C-32 Average Number of Days Forecast Above Curtailment Thresholds*

County	Previous Threshold (≥ 30 $\mu\text{g}/\text{m}^3$)	2014 Adopted Threshold (≥ 20 $\mu\text{g}/\text{m}^3$)	Additional No Burn days
San Joaquin	24	53	29
Stanislaus	36	72	36
Merced	19	55	36
Madera	29	67	38
Fresno	49	85	36
Kings	39	70	31
Tulare	36	69	33
Kern	44	79	35

*Based on Forecast values from the 2009-10, 2010-11, 2011-12, 2012-13, 2013-14 wood-burning seasons

Although a No Burn day can potentially increase a resident's natural gas costs from using a central heating system in lieu of a wood burning heater, this potential cost is offset by the central heating system since a central heating system more efficiently heats the whole home, resulting in less money being spent on firewood based on the increase in No Burn days. Compared to other District rules, curtailing residential wood burning under Rule 4901 is the most cost effective rule for reducing directly emitted PM2.5 emissions.

Wood Burning Season

During the 2014 amendment, the District evaluated the potential opportunity for further reducing emissions from the residential wood burning source category by extending the wood burning curtailment season. The current wood-burning season runs from the beginning of November until the end of February. Expanding the wood-burning season to include October and/or March could have potentially increased the number of No Burn days in each wood-burning season.

Measured Valley concentrations of levoglucosan, a primary indicator for wood burning, are not nearly as high in October or March as found to be during the current wood

burning season of November through February. Additionally, a six-year average was calculated for the number of No Burn days in each county from 2008 through 2013 for the months of October and March as illustrated in the following table. The resulting estimated number of increased No Burn days based on historical data is in the range of less than one day up to six days. Extending the wood burning season would not significantly benefit air quality in the Valley due to the combination of less extensive burning activity and the minute number of additional No Burn days.

Table C-33 Days with PM_{2.5} ≥ 30µg/m³

County	Month	2008	2009	2010	2011	2012	2013	Average
Fresno	March	3	0	0	0	0	0	0.5
Kern	March	2	0	0	1	0	2	0.8
Kings	March	1	0	1	0	0	4	1
Madera	March	NA	NA	NA	0	0	0	0
Merced	March	0	0	0	0	0	0	0
San Joaquin	March	0	0	0	0	0	0	0
Stanislaus	March	0	0	0	0	0	0	0
Tulare	March	2	0	0	0	0	3	0.8
<hr/>								
Fresno	October	6	2	2	7	1	1	3.2
Kern	October	6	6	3	3	2	NA	4
Kings	October	10	9	7	10	2	1	6.5
Madera	October	NA	NA	NA	3	0	0	1
Merced	October	3	0	2	0	0	0	0.8
San Joaquin	October	2	0	0	0	0	0	0.3
Stanislaus	October	5	1	2	5	0	0	2.2
Tulare	October	4	5	1	6	0	3	3.2

New Residential Developments


The District also considered further limiting the installation of wood burning fireplaces and heaters in new residential developments by strengthening Section 5.3 of Rule 4901, which sets limits for the quantity of wood burning fireplaces or wood burning heaters that can be installed in new residential developments. South Coast Rule 445 prohibits the installation of wood burning devices in any development that has natural gas service. However, since most of the Valley's new developments are already subject to restrictions based on their housing densities, the emissions reduction potential is minimal.

As a part of the 2014 amendments to Rule 4901, the District amended Section 5.3. Previous rule language was not completely clear as to the number of heaters allowed to be installed if that number falls between two whole numbers. The rule language was strengthened by clarifying the number of heaters allowed for installation in a given area, in addition to the language being clarified with regards to the applicability of the density requirements by the removal of the term "new" from rule language.

Section 5.3.1 (Effective until December 31, 2014)


Previous language provided for:

- 5.3.1.1: >2 dwellings/acre: no wood burning fireplaces
- 5.3.1.2: ≥ 3 dwellings/acre: max of two certified units
- 5.3.1.3: ≤ 2 dwellings/acre: max of one wood burning fireplace or wood burning heater per dwelling

Figure C-7 Illustration of Section 5.3.1 Requirements**Section 5.3.2 (Effective on and after January 1, 2015)**

Amended language provides for:

- 5.3.2.1: >2 dwellings/acre: no wood burning fireplaces
- 5.3.2.2: >2 dwellings/acre: max of two certified units
- 5.3.2.3: ≤ 2 dwellings/acre: max of one wood burning fireplace or certified wood burning heater per dwelling

Figure C-8 Illustration of Section 5.3.2 Requirements

Section 5.3.2.1 prohibits the installation of a wood burning fireplace in a residential development with a density greater than two dwelling units per acre. While this could be misinterpreted as being less stringent than a similar requirement in SCAQMD Rule 445, in reality it is more stringent because Rule 4901 does not afford the same flexibilities as the SCAQMD rule does. While SCAQMD Rule 445 has language prohibiting the installation of a permanently installed wood burning device into any new development, this requirement is not applicable to new developments where there is no existing infrastructure for natural gas service within 150 feet of the property line or those 3,000 or more feet above mean sea level. District Rule 4901 is more stringent in that for the extremely limited cases where wood burning devices are allowed to be installed, the number of units allowed is limited to no more than two per acre. Additionally, Rule 4901 does not exempt any homes from any aspect of rule requirements based on elevation.

Encouraging the Transition to Clean Burning Heaters through Non-Regulatory Measures

Upgrading a home's wood burning device reduces air pollutant emissions on days when wood burning is allowed. By operating more efficiently, these devices can also lower

the overall home heating cost. District Rule 4901 neither prohibits nor requires wood burning device upgrades. However, the District encourages such upgrades through its public outreach and through its Burn Cleaner Program, which provides funding to Valley residents to upgrade their current wood-burning devices and open fireplaces to natural gas or propane gas devices, to certified wood stoves or inserts, or to pellet devices. The District's webpage⁸⁴ has more information on program eligibility and qualified devices.

There are several types of wood burning devices and device inserts available. Wood stoves, especially newer models, are generally safe and efficient devices for home heating. There are two types of wood stoves: catalytic and non-catalytic. EPA's Phase II certified wood stoves produce only 2 to 7 grams of smoke per hour, compared to 15 to 30 grams of smoke per hour from older, uncertified devices, and in future years the EPA certified devices will emit even less.

Pellet stoves are similar in appearance to wood stoves, but burn compressed pellets made of ground, dried wood and other biomass wastes. Pellet stoves are generally more expensive than wood stoves and require electricity for operation; however, they are typically more efficient than wood stoves due to the better fuel-to-air ratio in the combustion chamber.

Wood burning fireplaces include traditional masonry fireplaces built into brick or stone, constructed in the home, and "low mass" fireplaces that are pre-fabricated prior to installation. Most fireplaces are not used as a primary source of heat, but serve as a secondary heating source or for ambiance. Fireplaces generate much more emissions than wood stoves or pellet stoves, but fireplace inserts are available to reduce emissions. EPA does not certify fireplaces or fireplace inserts, but does have a voluntary program for devices that meet qualifications to be considered cleaner burning than typical fireplaces and fireplace inserts. While these devices reduce emissions relative to uncontrolled fireplaces, their emissions are still relatively higher than certified wood stoves and pellet stoves.

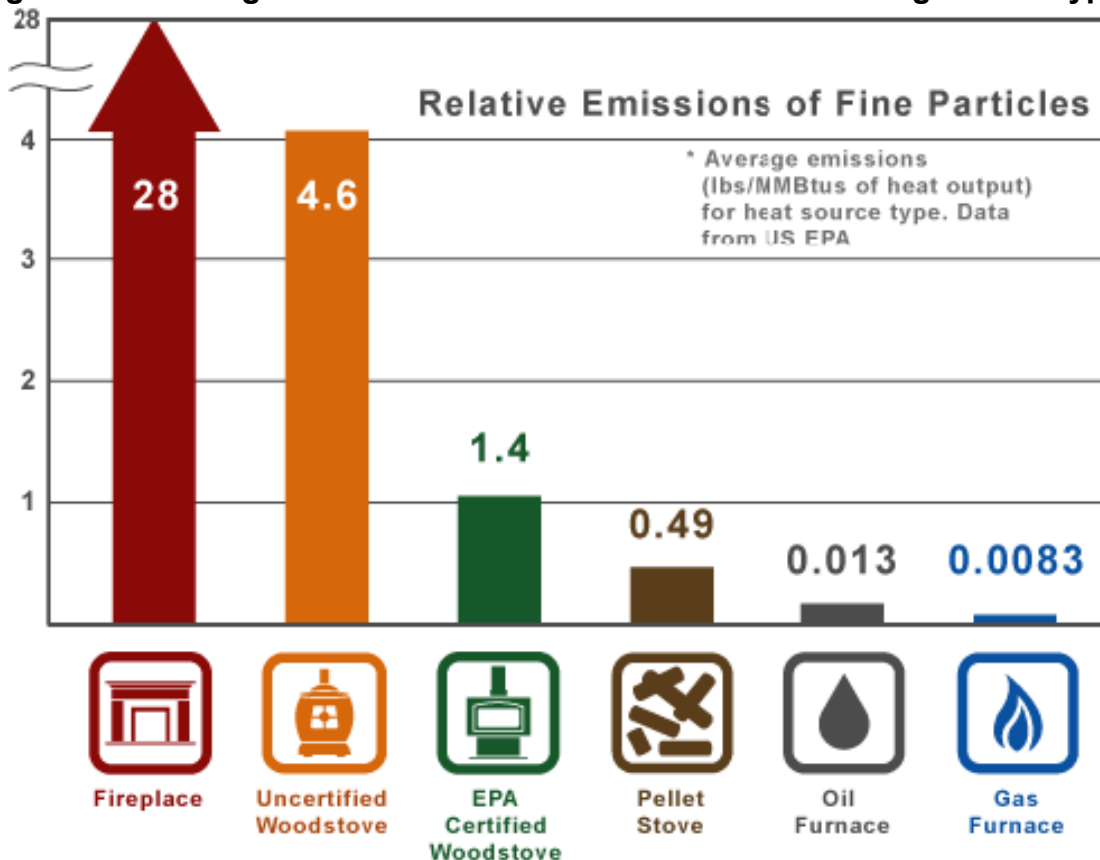
Gas stoves and gas fireplaces burn natural gas or propane, emit very little air pollution, and require little maintenance. Gas devices are not subject to the requirements of Rule 4901, so they can be used on "No Burn" days. For more information about the various types of wood burning devices available, see EPA's Burn Wise program webpages⁸⁵.

The following figure illustrates the average PM2.5 emissions based on various heat sources.

⁸⁴ www.valleyair.org/Grant_Programs/GrantPrograms.htm#WoodStoveChangeOut

⁸⁵ www.epa.gov/burnwise

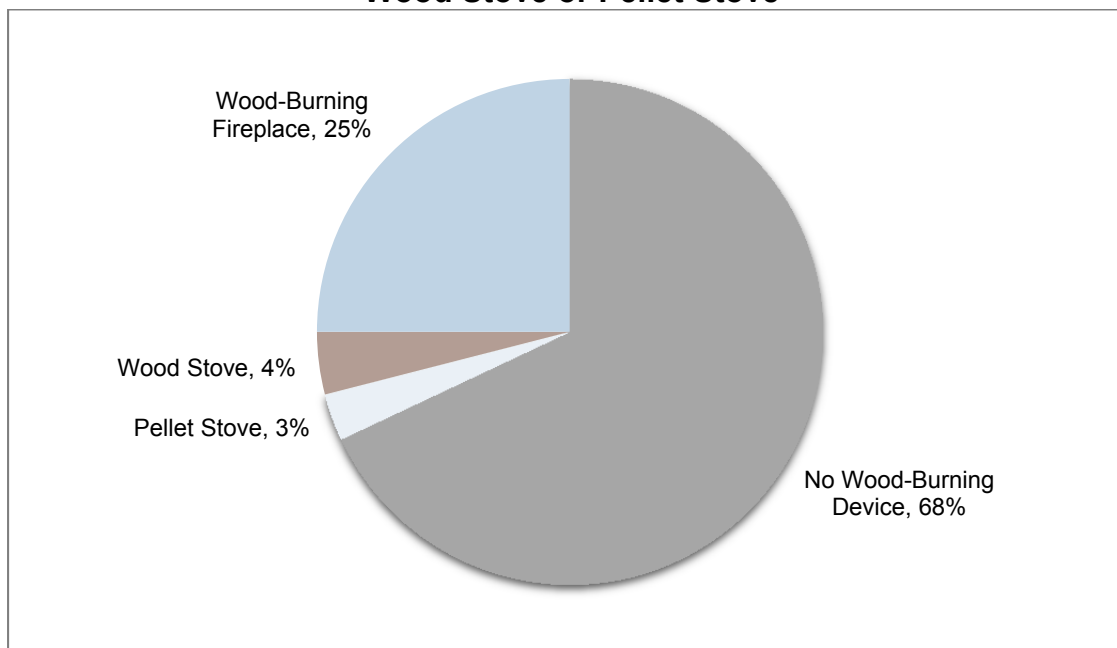
Figure C-9 Average PM2.5 Emissions Based on Wood Burning Heater Type⁸⁶



A third party survey of Valley residents (see Appendix E) revealed that the majority of Valley residents do not have wood burning heaters or wood burning fireplaces. However, of those that do have wood burning heaters and wood burning fireplaces, the majority have wood burning fireplaces, refer to Figure C-10 (Proportion of Residents with a Wood-Burning Fireplace, Wood Stove or Pellet Stove) for a graphical representation of the proportion of Valley residents with wood burning heaters, pellet-fueled wood burning heaters, and wood burning fireplaces.

⁸⁶EPA. (2012, November 14). *Consumers – Energy Efficiency and Wood-Burning Stoves and Fireplaces*. Retrieved from <http://www.epa.gov/burnwise/energyefficiency.html>.

Figure C-10 Proportion of Residents with a Wood-Burning Fireplace, Wood Stove or Pellet Stove



EPA reports that 75% of wood stoves (also called wood burning heaters) in the United States are non EPA-certified stoves. EPA certified wood burning heaters produce 70% less particle pollution than their older dirtier counterparts.

Survey results indicate the most effective ways to encourage transition to clean burning heaters is to allow more wood burning days for less polluting wood burning heaters and update the District's Burn Cleaner Program to increase incentive amounts. By encouraging Valley residents to transition to clean wood burning heaters, emissions will not only be reduced on No Burn days but also on days when burning is allowed. This health and air quality benefit will occur because cleaner alternatives such as EPA Phase II Certified wood burning heaters and pellet-fueled wood burning heaters, and gaseous-fueled heaters will be in use instead of the older more polluting wood burning heaters and wood burning fireplaces.

Many Valley residents have upgraded their homes with these newer devices, including through programs such as the *District's Burn Cleaner Program* and federal tax incentives. Given their much lower relative emissions, allowed use of these devices during a lower curtailment level still achieves the goal of significantly reducing the overall emissions that ultimately lead to violations of the standard. Enforcing this added flexibility is difficult given the challenge in distinguishing wood smoke emissions from various wood burning devices, and the District explored various options during the rule development process for ensuring that this issue is addressed. Along with this allowance, the District will continue to provide incentives to encourage the replacement of existing older devices with newer clean devices.

Burn Cleaner Incentive Program

The District's Burn Cleaner Wood Stove Change-out Program (Burn Cleaner Program) plays a key role in the success of the transition from older more polluting wood burning heaters and fireplaces to cleaner wood burning heaters. Since 2006, the Burn Cleaner Program has been helping residents overcome some of the financial obstacles in purchasing cleaner alternatives. There are currently more than 30 hearth retailers in the Valley that have partnered with the District to successfully implement the Burn Cleaner Program.

The Burn Cleaner Program offers multiple levels of incentive funding, increased as of the 2014-2015 wood burning season:

- Up to \$1,000 to replace a qualifying unit with a certified wood insert/freestanding stove, certified pellet insert/freestanding stove, or natural gas insert/freestanding stove
- Up to \$2,500 of any eligible device if the applicant is eligible for Low-Income
- Up to \$500 as an additional incentive towards gas devices (for both standard and low-income)

The District continuously reevaluates the Burn Cleaner Program and implements enhancements to the program. In addition to increased incentive amounts, the District has also recently implemented the following enhancements:

- Reducing a substantial portion of the upfront, out-of-pocket cost of a new qualifying unit for low-income qualified applicants. The District has partnered with contracted hearth retailers to allow low-income qualified applicants to make the purchase at a reduced price by deducting the incentive amount from the invoice at the point of purchase. Allowing the incentive funding to be directly applied when purchase is made makes it more feasible for additional low-income applicants to take advantage of the program.
- Refining the low-income eligibility form to streamline the determination process and identifying the hearth retailers that provide the reduced upfront cost option.
- Program documents are now available in Spanish to further extend the outreach efforts to the local community.
- Updates to program documents to make them more user-friendly and to improve the process during the application, installation, and claim for payment request phases.
- The document submittal process has been updated to allow applications and claim for payment requests to now be emailed to the District for faster processing. Also, supplemental forms have been developed further streamline the review process and help keep the retailers and applicants informed on the status of projects.

The upgrades to processing, applications, and incentive amounts, combined with effective and proactive public outreach and education campaign and the assistance of District retail partners, the initial funding for the Burn Cleaner Program was quickly

exhausted. At the November 13, 2014 Governing Board meeting, the District Governing Board approved an additional \$2 million in funding to meet the increased demand for this highly successful program. Immediately after the November Board meeting, District staff worked expeditiously to ensure that the additional funding was allocated quickly and efficiently to the residents in the Valley. Given this program's critical role in supporting the District's efforts to reduce the impact of residential wood burning and continued high demand in the program the District went back to the Governing Board at the December 18, 2014 public hearing to request additional funding and other amendments to the program, and an additional \$3.6 million in funding was allocated along with programmatic changes proposed by staff including lowering the voucher incentive amount for non-low income applicants from the then \$1,500 to \$1,000, limiting the number of vouchers per household, and directing funding based upon demand for any surplus remaining in each county.

Collaboration with participating hearth retailers

The District has renewed its contracts with the hearth retailers and hosted informational meetings to discuss program changes in order to ensure a smooth roll out of the enhancements. As part of the District's initiative to increase the effectiveness of the program, District staff has worked closely with the participating hearth retailers on outreach efforts and provided them with promotional tools, such as flyers and quick screens with information about the Burn Cleaner Program.

Public Outreach and Education

The District has an extremely successful outreach and education program with regards to residential wood burning and educating Valley residents about air quality, the effects of air pollution on the population's health, and on options they can take to reduce emissions. In the 2013-14 wood-burning season the District took part in 51 media interviews about extreme weather and wood burning.

The District's informational *Check Before You Burn* program minimizes elevated PM_{2.5} concentrations throughout the winter. The PM_{2.5} air quality improvements that the Valley has experienced since the adoption of Rule 4901 have been assisted by strong multimedia outreach by the District and a resultant increase in public awareness and participation in winter District programs.

During the wood-burning season of 2013-14, the District Outreach staff received hundreds of public calls and emails specific to residential wood burning. An interesting new trend has surfaced regarding public opinion, an increased number of the phone calls were in support of an outright ban on residential wood burning year-round (with the exception of residents for whom wood burning is the sole source of heat). This is attributed to heightened awareness among the general population of the deleterious effects of wood burning on public health.

Since the inception of *Check Before You Burn*, the District's complementary tools, such as the Real-time Air Advisory Network (RAAN) and the "Valley Air" smart phone app, have continued to gain in popularity. Annual public call and website "hit" statistics, plus growth in the District's Facebook page activity, also illustrate continued growth in wood-

burning awareness. Survey results also showed an increased public awareness with eight out of ten respondents being aware of the District's *Check Before You Burn* program, 78% of whom confirmed reduced wood-burning activities as a direct result of the program.

The District also incorporates wood-burning messaging into other public outreach products, including Healthy Air Living Schools materials, "Blue Sky, Brown Sky ... It's Up to You!" elementary curriculum and other materials.

Multimedia Advertising Campaign

The District's seasonal public outreach advertising campaign is retooled each year to include timely and relevant messaging. In the past few seasons, this messaging has been delivered by the District's Governing Board members, with billboards in English and Spanish strategically placed throughout the Valley, radio and TV spots, and value-added messaging delivered through media throughout the Valley.

Expanding New Media Outreach

The most significant evolution of *Check Before You Burn* messaging has occurred with the expanded and accelerated use of new media: Facebook and Twitter posts. Facebook "likes" have nearly doubled from the 2012-13 season, to more than 1,100 at the end of the 2013-14 season. This has proven to be a valuable way to deliver immediate messaging regarding wood-burning statuses, in addition to providing a platform for direct, two-way interaction with the public.

Strengthening Media Partnerships

The District maintains partnerships with television, newspaper, radio, outdoor and print, as well as more non-traditional media, such as on-screen messaging in local movie theaters, internet advertising and video loops in medical offices. During seasonal *Check Before You Burn* campaigns, the District runs media on 11 broadcast television stations in the Fresno and Bakersfield markets, including four Spanish stations, as well as 10 cable networks in four cable markets including zoned cable in Stockton, Modesto, Turlock and Manteca. In the Sacramento market, which includes the District's northern counties, the wood-burning message runs on two English language broadcast television stations and one Spanish language broadcast television station.

The District also typically runs messaging on 42 radio stations and 18 newspapers (six of them Spanish) throughout the eight-county area. *Check Before You Burn* outdoor messaging appears on more than 100 outdoor billboards (including large-format vinyl billboards) and smaller "one-sheets" in Environmental Justice communities throughout the Valley. With these purchases come added value in the form of bonus spots, news sponsorships, and extra billboards and overages in outdoor messaging. Outdoor messaging is strategically placed in high-traffic areas as well as neighborhood and rural communities to ensure a wide reach in those areas where residential wood burning might be common.

The District's print campaign includes major papers such as the *Bakersfield Californian*, *Fresno* and *Modesto Bees* and *Stockton Record*, but also rural newspapers such as the

Arvin Tiller, Manteca Bulletin and Shafter Press. The District also appears in each issue of the Bakersfield Business Journal, which offers the opportunity to promote seasonal campaigns. Media buys allow leveraging buying power that typically returns an additional \$100,000+ in media placement. The related Cinemedia campaign is also regularly featured on 100 movie screens from Stockton to Bakersfield, with more than 25,000 spots that reach more than 475,000 people.

Evaluation Findings

Even though wood burning fireplaces and wood burning heaters are not a significant source of NOx or SOx in the Valley, the District has evaluated all potential control technologies and all control technologies achieved in practice in other areas or included in other state implementation plans. As demonstrated above, Rule 4901 currently has in place the most stringent measures feasible to implement in the Valley and therefore meets or exceeds both BACM and MSM requirements for this source category. As the District continues to develop new attainment plans that address more stringent National Ambient Air Quality Standards, the District will continue to evaluate potential opportunities to reduce emissions from wood burning fireplaces and wood burning heaters in the Valley.

C.21 RULE 4902 RESIDENTIAL WATER HEATERS

Discussion

Rule 4902 is a point-of-sale rule, adopted on July 17, 1993, to limit NO_x emissions from natural gas-fired residential water heaters with heat input rates less than or equal to 75,000 Btu/hr. The original rule enforced a NO_x emissions limit of 40 nanograms of NO_x per Joule of heat output (ng/J). Since its adoption, the rule has been amended once. The March 2009 amendments strengthened the rule by enforcing a limit of 10 ng/J for new or replacement water heaters and a limit of 14 ng/J for instantaneous water heaters. NO_x emissions have been controlled by approximately 88% for this source category. EPA finalized approval for Rule 4902 on May 5, 2010.

Source Category

As a point-of-sale rule, Rule 4902 affects water heater manufacturers, plumbing wholesalers, retail home supply stores, plumbers and contractors, and homeowners.

This source category encompasses several types of water heaters, including conventional storage water heaters, demand water heaters, heat pump water heaters, solar water heaters, and tankless coil and indirect water heaters. Water heater options also vary by fuel type which includes electricity, fuel oil, geothermal energy, natural gas, propane, and solar energy.

Conventional storage water heaters are the most common. They have an insulated tank sized from 20 to 80 gallons and natural gas fired units have a gas burner under the tank regulated by a thermostat. Demand water heaters, also known as instantaneous water heaters, heat water as it is required and do not use a storage tank. As soon as there is a demand for hot water, a gas burner heats cold water as it travels through a pipe in the unit. Natural gas fired units provide hot water at a rate upwards of 5 gallons per minute.

A tankless coil water heater heats water flowing through a heat exchanger installed in a furnace or boiler. Similar to the tankless coil water heater an indirect water heater uses a furnace or boiler. Fluid heated by the furnace or boiler is circulated through a heat exchanger in a storage tank.

Manufacturers have focused on combustion modification to meet the lower NO_x limit as required in other California air districts. Combustion modification systems are designed to reduce thermal NO_x formation by changing the flame characteristics to reduce peak flame temperature. Combustion modification for residential water heaters is achieved by different burner designs such as low NO_x and ultra-low NO_x burners. Some of the design principles used in low NO_x and ultra-low NO_x burners include staged air burners, staged fuel burners, pre-mix burners, internal recirculation, and radiant burners.

Emissions Inventory

Pollutant	2012	2013	2014	2015	2016	2017	2018	2019	2020
<i>Annual Average - Tons per day</i>									
PM2.5	0.21	0.21	0.21	0.22	0.22	0.22	0.22	0.23	0.23
NOx	2.21	2.19	2.17	2.16	2.14	2.12	2.11	2.09	2.08
SOx	0.06	0.06	0.06	0.06	0.06	0.06	0.06	0.06	0.06
<i>Winter Average - Tons per day</i>									
PM2.5	0.28	0.28	0.29	0.29	0.29	0.30	0.30	0.31	0.28
NOx	2.91	2.89	2.87	2.84	2.82	2.80	2.78	2.77	2.91
SOx	0.08	0.08	0.08	0.08	0.08	0.08	0.08	0.09	0.08

As detailed in Chapter 5, the significance thresholds for source categories for the purpose of evaluating the application of BACM and MSM requirements are 1.4 tons per day (tpd) for PM2.5 combustion, 13.1 tpd for NOx, and 1.0 tpd for SOx. As identified in the above table, emissions from residential water heaters are lower than the BACM/MSM significance thresholds. Therefore, the Clean Air Act does not require a control measure evaluation for this source category for the purpose of satisfying BACM/MSM requirements; however, the District has still conducted a full control measure evaluation for residential water heaters.

How does District Rule 4902 compare with federal and state rules and regulations?**Federal Regulations**

There are no EPA CTG, ACT, NSPS, NESHAP, or MACT requirements for this source category.

State Regulations

There are no state regulations applicable to this source category.

How does District Rule 4902 compare to rules in other air districts?**SCAQMD**

- Rule 1121 (Control of Nitrogen Oxides from Residential Type, Natural Gas-Fired Water Heaters)

The District evaluated the requirements contained within SCAQMD Rule 1121 and found no requirements that were more stringent than those already in Rule 4902.

BAAQMD

- Regulation 9 Rule 6 (Nitrogen Oxides Emissions from Natural Gas-Fired Boilers and Water Heaters)

The District evaluated the requirements contained within BAAQMD Regulation 9 Rule 6 and found no requirements that were more stringent than those already in Rule 4902.

SMAQMD

- Rule 414 (Water Heaters, Boilers and Process Heaters Rated Less than 1,000,000 BTU Per Hour)

The District evaluated the requirements contained within SMAQMD Rule 414 and found no requirements that were more stringent than those already in Rule 4902.

VCAPCD

- Rule 74.11 (Natural Gas-Fired Water Heaters)

The District evaluated the requirements contained within VCAPCD Rule 74.11 and found no requirements that were more stringent than those already in Rule 4902.

Additional Emission Reduction Opportunities

Units subject to Rule 4902 are fired on PUC quality natural gas, and are inherently low-emitters of SO_x and PM_{2.5} emissions. Given the significant efforts and investments already made to reduce emissions from this source category, there are little remaining opportunities for obtaining additional emissions reductions.

Electric Water Heaters

The District evaluated the potential opportunity to replace natural gas and propane water heaters with electric units. A comparison of three water heaters that utilize the different fuel types with an emissions reductions and cost effectiveness analysis for these units is summarized below.

Table C-34 Emissions Reductions and Cost Effectiveness of Water Heaters by Fuel Type

Fuel Type	Low NOx Natural Gas	Propane	Electricity
Capacity ¹	50 gallons	50 gallons	50 gallons
Shipping Weight ¹	180 lbs	151 lbs	109 lbs
Energy Factor ¹	0.62	0.59	0.91
Purchase Price ¹	\$902.00	\$899.00	\$473.25
Estimated Life Expectancy ²	13 years	13 years	13 years
Lifetime Energy Use ²	3,133 therms	2,867 gallons of LP	62,439 kWh
Lifetime Energy Costs ³	\$3,568	\$7,176	\$9,834
Lifetime NOx Emissions ⁴	30.60 lbs	48.09 lbs	0.00 lbs
Annual NOx Emissions	2.35 lbs	3.70 lbs	0.00 lbs
Comparing Natural Gas and Propane to Electricity			N/A
Annualized capital cost ⁵	\$76.99	\$76.99	

Fuel Type	Low NOx Natural Gas	Propane	Electricity
Annual Operating Cost Savings Compared to Electric	\$482.00	\$204.46	
Cost per pound NOx	\$237.87	\$76.07	
Cost per ton NOx	\$475,736	\$152,135	

¹ Unit specifications and prices acquired from Grainger Industrial Supply as of August 7, 2012

² Data from US Department of Energy – Energy Cost Calculator for Electric and Gas Water Heaters
http://www1.eere.energy.gov/femp/technologies/eep_waterheaters_calc.html

³ Cost data based on the average cost of units of energy in 2010 according to the US Energy Information Administration. <http://www.eia.gov/>

⁴ Emissions factors derived from Appendix EA-1 of US Department of Energy's Energy Assessment for Proposed Energy Conservation Standards for Residential Clothes Washers

⁵ The annualized capital equipment cost is calculated by multiplying the installed equipment cost by the capital recovery factor of 0.1627.

The operating cost for electric water heaters is higher than for propane and natural gas units, due to the higher cost of electricity compared to propane and natural gas. However, the initial purchase price is lower for electric units. Converting to an electric water heater also may require modifications to the residence and have associated costs.

Evaluation Findings

Although residential water heaters are not a significant source of PM_{2.5}, NO_x, or SO_x in the Valley, the District has evaluated all potential control technologies and all control technologies achieved in practice in other areas or included in other state implementation plans. As demonstrated above, Rule 4902 currently has in place the most stringent measures feasible to implement in the Valley and therefore meets or exceeds both BACM and MSM requirements for this source category. As the District continues to develop new attainment plans that address more stringent National Ambient Air Quality Standards, the District will continue to evaluate potential opportunities to reduce emissions from residential water heaters in the Valley.

C.22 RULE 4905 NATURAL GAS-FIRED, FAN-TYPE CENTRAL FURNACES

Discussion

Rule 4905 is a point-of-sale rule that applies to any person who sells, offers for sale, installs or solicits the installation of natural-gas-fired, fan-type central furnaces, for use within the Valley with a rated heat input capacity of less than 175,000 Btu/hour, and for combination heating and cooling units with a rated cooling capacity of less than 65,000 Btu/hour.

The rule was adopted on October 20, 2005 to establish NO_x limits for residential central furnaces supplied, sold, or installed in the Valley. The rule set a NO_x emission limit of 0.093 pounds per million Btu of heat output (lb/MMBtu). EPA finalized approval for Rule 4905 on May 30, 2007. Rule 4905 was amended on January 22, 2015 to:

- Lower the NO_x emission limit for residential units from 40 ng/J (0.093 lb/MMBtu) to 14 ng/J
- Expand the rule applicability to include non-residential units with a NO_x emission limit of 14 ng/J and units installed in manufactured homes with a NO_x limit of 40 ng/J, to be lowered to 14 ng/J in 2018
- Additional labeling requirements

The January 2015 amendments exceeded SCAQMD Rule 1111 requirements and made Rule 4905 the most stringent rule in the nation for this source category.

Source Category

Affected parties include furnace manufacturers, residential heating wholesalers, supply stores, contractors and end-users. The point-of-sale approach has allowed the District to achieve NO_x reductions without placing an undue financial burden on the residents, operators and businesses that sell these units in the Valley.

Applicable units are used in approximately 71% of Valley residences and are not labeled for retail as “residential” or “commercial” furnaces. Units used in commercial buildings, which are subject to the requirements of Rule 4905 as of the January 2015 amendments, are essentially the same as residential units with the exception of possible differences in usage patterns and indoor/outdoor location. Research for the analyses in the January 2015 amendments estimated 1,252,190 residential and commercial units will be operating in the Valley in 2017. Replacement will occur gradually as these units reach the end of the 20-year useful life.

The most common residential and commercial heat sources are boilers and furnaces; other heating options include heat pumps, active solar heating, electric heating, wood or pellet stoves, portable and direct vent wall heaters, and fireplaces.⁸⁷ Heat distribution systems are either central heating, where heat is generated in a central location and

⁸⁷ Department of Energy. (2013, December 16). *Energy Saver 101: Everything You Need to Know About Home Heating*. Retrieved 12/17/13 from <http://energy.gov/articles/energy-saver-101-infographic-home-heating>.

distributed throughout the building, or point-of-use or space heating, meaning supplemental heat is provided to a specific room. Types of central heating systems include forced air, steam radiant, radiant, hot water baseboards, and electric baseboards. Types of space heaters include wood or pellet stoves, portable and direct vent wall heaters, and fireplaces. Fuel types include natural gas, propane, heating oil, electricity, and solid fuels such as wood or pellets.

All heating systems have three basic components: a heat source, a heat distribution system, and a control system. The control system is usually a programmable thermostat. The heat source, which generally determines the type of distribution system used, is selected based on many factors. The most important factor is geographical location, which determines the climate and types of available fuel. Most commercial and residential buildings in the Valley have access to natural gas, which is typically the cheapest and most convenient fuel source in areas where it is available.

Rule 4905 applies to furnaces fueled by natural gas that use forced air distribution, the most common type of heating system for residential and commercial buildings. Central furnaces are controlled by a thermostat, which sends signals to turn the device on or off when the building temperature does not match a chosen set point. A valve then opens to send natural gas to the burners, which combust the gas directly into the heat exchangers. A blower pulls air from outside the building through a filter, across the heat exchanger, and through a series of ducts and vents to different areas of the building. Exhaust from the combustion exits the building through a separate duct. Condensing units use an additional heat exchanger to extract the latent heat in the flue (exhaust) gas by cooling the combustion gasses to near ambient temperature and thereby increase the heating efficiency by up to 10%. The water vapor in the flue gas is condensed, collected, and drained.

Units installed in manufactured homes utilize the same types of materials and operating principles as commercial and residential units; however, significant differences exist. Furnaces installed in manufactured homes use sealed combustion, meaning all of the combustion air is taken from outside the building. These units also pre-heat the air, typically to 50-60°F, using a concentric vent where the combustion air is drawn in through the outer ring, while exhaust gases are vented through the inside core of the vent pipe. The air is pre-heated because the cold outside air does not mix well with the fuel, while pre-heated air blends well and allows for quieter ignition and combustion. Furnaces installed in manufactured homes also have to comply with strict space restrictions.⁸⁸

⁸⁸ U.S. Department of Energy. (2014, July 7). *Energy Conservation Program for Consumer Products: Energy Conservation Standards for Residential Furnace Fans*. Retrieved 9/23/14 from <https://www.federalregister.gov/articles/2014/07/03/2014-15387/energy-conservation-program-for-consumer-products-energy-conservation-standards-for-residential>.

Emissions Inventory

Pollutant	2012	2013	2014	2015	2016	2017	2018	2019	2020
<i>Annual Average - Tons per day</i>									
PM2.5	0.20	0.20	0.20	0.21	0.21	0.21	0.21	0.22	0.22
NOx	2.46	2.49	2.52	2.55	2.58	2.61	2.64	2.68	2.72
SOx	0.06	0.06	0.06	0.06	0.06	0.06	0.06	0.06	0.06
<i>Winter Average - Tons per day</i>									
PM2.5	0.27	0.27	0.27	0.27	0.28	0.28	0.28	0.29	0.27
NOx	3.28	3.31	3.35	3.39	3.43	3.47	3.51	3.56	3.28
SOx	0.07	0.08	0.08	0.08	0.08	0.08	0.08	0.08	0.07

As detailed in Chapter 5, the significance thresholds for source categories for the purpose of evaluating the application of BACM and MSM requirements are 1.4 tons per day (tpd) for PM2.5 combustion, 13.1 tpd for NOx, and 1.0 tpd for SOx. As identified in the above table, emissions from natural gas-fired, fan-type central furnaces are lower than the BACM/MSM significance thresholds. Therefore, the Clean Air Act does not require a control measure evaluation for this source category for the purpose of satisfying BACM/MSM requirements; however, the District has still conducted a full control measure evaluation for natural gas-fired, fan-type central furnaces.

How does District Rule 4905 compare with federal and state rules and regulations?**Federal Regulations**

There are no EPA CTG, ACT, NSPS, NESHAP, or MACT requirements for this source category.

State Regulations

There are no state regulations applicable to this source category.

How does District Rule 4905 compare to rules in other air districts?**SCAQMD**

- Rule 1111 (Reduction of NOx Emissions from Natural Gas-Fired, Fan-Type Central Furnaces)

The District evaluated the requirements contained within SCAQMD Rule 1111 and found no requirements that were more stringent than those already in Rule 4905.

BAAQMD

- Regulation 9 Rule 4 (Nitrogen Oxides from Fan Type Residential Central Furnaces)

The District evaluated the requirements contained within BAAQMD Regulation 9 Rule 4 and found no requirements that were more stringent than those already in Rule 4905.

SMAQMD

- Rule 414 (Water Heaters, Boilers and Process Heaters Rated Less than 1,000,000 BTU Per Hour)

The District evaluated the requirements contained within SMAQMD Rule 414 and found no requirements that were more stringent than those already in Rule 4905.

VCAPCD

- Rule 74.22 (Natural Gas-Fired, Fan-Type Central Furnaces)

The District evaluated the requirements contained within VCAPCD Rule 74.22 and found no requirements that were more stringent than those already in Rule 4905.

Evaluation Findings

Even though natural gas-fired, fan-type central furnaces are not a significant source of PM_{2.5}, NO_x, or SO_x in the Valley, the District has evaluated all potential control technologies and all control technologies achieved in practice in other areas or included in other state implementation plans. As demonstrated above, Rule 4905 currently has in place the most stringent measures feasible to implement in the Valley and therefore meets or exceeds both BACM and MSM requirements for this source category. As the District continues to develop new attainment plans that address more stringent National Ambient Air Quality Standards, the District will continue to evaluate potential opportunities to reduce emissions from natural gas-fired, fan-type central furnaces in the Valley.

C.23 RULE 8011 GENERAL REQUIREMENTS

Discussion

The provisions of Rule 8011 are applicable to specified outdoor fugitive dust sources. The definitions, exemptions, requirements, administrative requirements, recordkeeping requirements, and test methods set forth in this rule are applicable to all rules under District Regulation VIII (Fugitive PM10 Prohibitions). The Regulation VIII series was adopted in November 2001, and subsequently amended in 2004. The rules were developed pursuant to EPA guidelines for serious PM10 nonattainment areas. In 2004, the District adopted amendments to Regulation VIII to upgrade existing RACM level rules to meet the more stringent BACM level required in serious PM10 nonattainment areas.

Emissions Inventory

There is no specific emissions inventory associated with Rule 8011.

Pollutant	2012	2013	2014	2015	2016	2017	2018	2019	2020
<i>Annual Average - Tons per day</i>									
PM2.5	N/A	N/A	N/A	N/A	N/A	N/A	N/A	N/A	N/A
NOx	N/A	N/A	N/A	N/A	N/A	N/A	N/A	N/A	N/A
SOx	N/A	N/A	N/A	N/A	N/A	N/A	N/A	N/A	N/A
<i>Winter Average - Tons per day</i>									
PM2.5	N/A	N/A	N/A	N/A	N/A	N/A	N/A	N/A	N/A
NOx	N/A	N/A	N/A	N/A	N/A	N/A	N/A	N/A	N/A
SOx	N/A	N/A	N/A	N/A	N/A	N/A	N/A	N/A	N/A

How does District Rule 8011 compare with federal and state rules and regulations?

Federal Regulations

There are no EPA CTG, ACT, NSPS, NESHAP, or MACT guidelines for this source category. The following federal regulations apply to sources covered under Rule 8011:

- Rule 57 FR 13498 (General Preamble for Title I of CAA)

The District evaluated the requirements contained within the General Preamble and found no requirements that were more stringent than those already in Rule 8011.

- EPA-450/2-92-004 (Fugitive Dust Background Document and Technical Information Document for Best Available Control Measures (BACM))

The District evaluated the requirements contained within the Fugitive Dust Background Document and Technical Information Document for BACM and found no requirements that were more stringent than those already in Rule 8011.

State Regulations

There are no state regulations applicable to this source category.

How does District Rule 8011 compare to rules in other air districts?

There are no analogous rules for this source category in BAAQMD.

SCAQMD

- Rule 1156 (Further Reductions of Particulate Emissions from Cement Manufacturing Facilities)

The District evaluated the requirements contained within SCAQMD Rule 1156 and found no requirements that were more stringent than those already in Rule 8011.

- Rule 1157 (PM10 Emission Reductions from Aggregate and Related Operations)

The District evaluated the requirements contained within SCAQMD 1157 and found no requirements that were more stringent than those already in Rule 8011.

SMAQMD

- Rule 403 (Fugitive Dust)

The District evaluated the requirements contained within SMAQMD Rule 403 and found no requirements that were more stringent than those already in Rule 8011.

VCAPCD

- Rule 55 (Fugitive Dust)

The District evaluated the requirements contained within VCAPCD Rule 55 and found no requirements that were more stringent than those already in Rule 8011.

Clark County Department of Air Quality (CCDAQ)

- Section 41 (Fugitive Dust)

The District evaluated the requirements contained within CCDAQ Section 41 and found no requirements that were more stringent than those already in Rule 8011.

Additional Emission Reduction Opportunities

This rule is administrative in nature, and is intended to be a supplementary rule to the other District Regulation VIII rules. Opportunities for emission reductions would be found with each of the other Regulation VIII rules and would not be identified as a possibility for this rule. As such, there are no emission reduction opportunities for Rule 8011.

Evaluation Findings

The District has evaluated all potential requirements achieved in practice in other areas or included in other state implementation plans. As demonstrated above, Rule 8011 currently has in place the most stringent measures feasible to implement in the Valley and therefore meets or exceeds both BACM and MSM requirements for this source category. As the District continues to develop new attainment plans that address more stringent National Ambient Air Quality Standards, the District will continue to evaluate potential opportunities to reduce emissions from outdoor fugitive dust sources in the Valley.

C.24 RULE 8021 CONSTRUCTION, DEMOLITION, EXCAVATION, EXTRACTION, AND OTHER EARTHMOVING ACTIVITIES

Discussion

Rule 8021 applies to construction or demolition related disturbances of soil, including land clearing, grubbing, scraping, excavation, extraction, land leveling, grading, cut and fill operations, travel on the site, travel access roads to and from the site, and demolition activities. The rule also applies to construction of new landfill disposal sites or modifications to existing landfill disposal sites prior to commencement of landfilling activities.

In 2004, the District adopted amendments to Regulation VIII to upgrade existing RACM level rules to meet the more stringent BACM level required in serious PM10 nonattainment areas. Rule 8021 was amended to add dust suppression requirements, and to require submittal of Dust Control Plans on residential construction sites 10.0 acres or more in size and on non-residential construction sites 5.0 acres or more in size.

Emissions Inventory

Pollutant	2012	2013	2014	2015	2016	2017	2018	2019	2020
<i>Annual Average - Tons per day</i>									
PM2.5	1.46	1.47	1.48	1.48	1.49	1.50	1.51	1.52	1.53
NOx	0.00	0.00	0.00	0.00	0.00	0.00	0.00	0.00	0.00
SOx	0.00	0.00	0.00	0.00	0.00	0.00	0.00	0.00	0.00
<i>Winter Average - Tons per day</i>									
PM2.5	1.34	1.34	1.35	1.36	1.37	1.38	1.39	1.39	1.40
NOx	0.00	0.00	0.00	0.00	0.00	0.00	0.00	0.00	0.00
SOx	0.00	0.00	0.00	0.00	0.00	0.00	0.00	0.00	0.00

As detailed in Chapter 5, the significance thresholds for source categories for the purpose of evaluating the application of BACM and MSM requirements are 4.0 tons per day (tpd) for PM2.5 dust, 13.1 tpd for NOx, and 1.0 tpd for SOx. As identified in the above table, emissions from construction, demolition, excavation, extraction, and other earthmoving activities are lower than the BACM/MSM significance thresholds.

Therefore, the Clean Air Act does not require a control measure evaluation for this source category for the purpose of satisfying BACM/MSM requirements; however, the District has still conducted a full control measure evaluation for construction, demolition, excavation, extraction, and other earthmoving activities.

While District Regulation VIII was critical in the District's attainment of the PM10 standards, a variety of studies have been conducted which may indicate that the PM2.5 fraction of the PM emissions from this source category may not be as significant as the PM coarse fraction. A better quantification of the PM2.5 fraction is required to develop a more accurate emissions inventory for the various activities under Rule 8021 and to indicate the level of significance of those PM2.5 emissions. At this time, PM2.5 emission control factors are not well defined and it is not known if PM10 controls are

effective for reducing PM_{2.5} for earthmoving activities. Modeling results show that the geologic fraction of PM_{2.5} found in the Valley makes a relatively small contribution to overall PM_{2.5} mass. In addition, studies have shown that geologic dust alone has relatively low toxicity.

How does District Rule 8021 compare with federal and state rules and regulations?

Federal Regulations

There are no EPA CTG, ACT, NSPS, NESHAP, or MACT requirements for this source category. The following federal regulations apply to sources covered under Rule 8021:

- Rule 57 FR 13498 (General Preamble for Title I of CAA)

The District evaluated the requirements contained within the General Preamble and found no requirements that were more stringent than those already in Rule 8021.

- EPA-450/2-92-004 (Fugitive Dust Background Document and Technical Information Document for BACM)

The District evaluated the requirements contained within the Fugitive Dust Background Document and Technical Information Document for BACM and found no requirements that were more stringent than those already in Rule 8021.

State Regulations

There are no state regulations applicable to this source category.

How does District Rule 8021 compare to rules in other air districts?

There are no analogous rules for this source category in BAAQMD.

SCAQMD

- Rule 1156 (Further Reductions of Particulate Emissions from Cement Manufacturing Facilities)

The District evaluated the requirements contained within SCAQMD Rule 1156 and found no requirements that were more stringent than those already in Rule 8021.

- Rule 1157 (PM₁₀ Emission Reductions from Aggregate and Related Operations)

The District evaluated the requirements contained within SCAQMD Rule 1157 and found no requirements that were more stringent than those already in Rule 8021.

SMAQMD

- Rule 403 (Fugitive Dust)

The District evaluated the requirements contained within SMAQMD Rule 403 and found no requirements that were more stringent than those already in Rule 8021.

VCAPCD

- Rule 55 (Fugitive Dust)

The District evaluated the requirements contained within VCAPCD Rule 55 and found no requirements that were more stringent than those already in Rule 8021.

Clark County Department of Air Quality (CCDAQ)

- Section 94 (Permitting and Dust Control for Construction Activities)

The District evaluated the requirements contained within CCDAQ Section 94 and found no requirements that were more stringent than those already in Rule 8021.

Additional Emission Reduction Opportunities

District analysis identified one potential opportunity for this source category; to require signs to be posted at certain size work sites, asking the public to contact the District if the work site is producing significant dust emissions. While this potential opportunity would increase the awareness of the workers and the public, there is no conclusion that it would result in reduced emissions. If emissions are reduced, it is not likely to result in quantifiable emission reductions.

Evaluation Findings

Even though construction, demolition, excavation, extraction, and other earthmoving activities are not a significant source of PM_{2.5}, NO_x, or SO_x in the Valley, the District has evaluated all potential control technologies and all control technologies achieved in practice in other areas or included in other state implementation plans. As demonstrated above, Rule 8021 currently has in place the most stringent measures feasible to implement in the Valley and therefore meets or exceeds both BACM and MSM requirements for this source category. As the District continues to develop new attainment plans that address more stringent National Ambient Air Quality Standards, the District will continue to evaluate potential opportunities to reduce emissions from construction, demolition, excavation, extraction, and other earthmoving activities in the Valley.

C.25 RULE 8031 BULK MATERIALS

Source Category

Rule 8031 applies to the outside storage and handling of any unpackaged material, which emits or has the potential to emit dust when stored or handled. Rule 8031 requires bulk handling and storage facilities to restrict dust from material transfer, and reduce emissions from transport material and storage piles that emit dust. Facilities subject to Rule 8031 are required use control measures to ensure that visible dust emissions are limited to 20% opacity or less. These control measures can include application of water or other dust stabilizers, covering of bulk materials, construction of wind barriers, covering of haul trucks, and other measures.

In 2004, the District adopted amendments to Regulation VIII to upgrade existing RACM level rules to meet the more stringent BACM level required in serious PM10 nonattainment areas. Rule 8031 was amended to require construction and maintenance of wind barriers when handling bulk materials.

Emissions Inventory

Pollutant	2012	2013	2014	2015	2016	2017	2018	2019	2020
<i>Annual Average - Tons per day</i>									
PM2.5	0.04	0.04	0.05	0.05	0.05	0.05	0.05	0.05	0.05
NOx	0.00	0.00	0.00	0.00	0.00	0.00	0.00	0.00	0.00
SOx	0.00	0.00	0.00	0.00	0.00	0.00	0.00	0.00	0.00
<i>Winter Average - Tons per day</i>									
PM2.5	0.04	0.04	0.05	0.05	0.05	0.05	0.05	0.05	0.05
NOx	0.00	0.00	0.00	0.00	0.00	0.00	0.00	0.00	0.00
SOx	0.00	0.00	0.00	0.00	0.00	0.00	0.00	0.00	0.00

As detailed in Chapter 5, the significance thresholds for source categories for the purpose of evaluating the application of BACM and MSM requirements are 4.0 tons per day (tpd) for PM2.5 dust, 13.1 tpd for NOx, and 1.0 tpd for SOx. As identified in the above table, emissions from bulk materials are lower than the BACM/MSM significance thresholds. Therefore, the Clean Air Act does not require a control measure evaluation for this source category for the purpose of satisfying BACM/MSM requirements; however, the District has still conducted a full control measure evaluation for bulk materials.

Also, while District Regulation VIII was critical in the District's attainment of the PM10 standards, a variety of studies have been conducted which may indicate that the PM2.5 fraction of the PM emissions from this source category may not be as significant as the PM coarse fraction. A better quantification of the PM2.5 fraction is required to develop a more accurate emissions inventory for the various activities under Rule 8031 and to indicate the level of significance of those PM2.5 emissions. At this time, PM2.5 emission control factors are not well defined and it is not known if PM10 controls are effective for reducing PM2.5 for bulk materials. Modeling results show that the geologic

fraction of PM_{2.5} found in the Valley makes a relatively small contribution to overall PM_{2.5} mass. In addition, studies have shown that geologic dust alone has a relatively low toxicity.

How does District Rule 8031 compare with federal and state rules and regulations?

Federal Regulations

There are no EPA CTG, ACT, NSPS, NESHAP, or MACT requirements for this source category. The following federal regulations apply to sources covered under Rule 8031:

- Rule 57 FR 13498 (General Preamble for Title I of CAA)

The District evaluated the requirements contained within the General Preamble and found no requirements that were more stringent than those already in Rule 8031.

- EPA-450/2-92-004 (Fugitive Dust Background Document and Technical Information Document for BACM)

The District evaluated the requirements contained within the Fugitive Dust Background Document and Technical Information Document for BACM and found no requirements that were more stringent than those already in Rule 8031.

State Regulations

There are no state regulations applicable to this source category.

How does District Rule 8031 compare to rules in other air districts?

There are no analogous rules for this source category in BAAQMD.

SCAQMD

- Rule 1156 (Further Reductions of Particulate Emissions from Cement Manufacturing Facilities)

The District evaluated the requirements contained within SCAQMD Rule 1156 and found no requirements that were more stringent than those already in Rule 8031.

- Rule 1157 (PM₁₀ Emission Reductions from Aggregate and Related Operations)

The District evaluated the requirements contained within SCAQMD Rule 1157 and found no requirements that were more stringent than those already in Rule 8031.

SMAQMD

- Rule 403 (Fugitive Dust)

The District evaluated the requirements contained within SMAQMD Rule 403 and found no requirements that were more stringent than those already in Rule 8031.

VCAPCD

- Rule 55 (Fugitive Dust)

The District evaluated the requirements contained within VCAPCD Rule 55 and found no requirements that were more stringent than those already in Rule 8031.

Clark County Department of Air Quality (CCDAQ)

- Section 41 (Fugitive Dust)

The District evaluated the requirements contained within CCDAQ Section 41 and found no requirements that were more stringent than those already in Rule 8031.

Additional Emission Reduction Opportunities

Rule 8031 currently employs the best dust mitigation techniques; there are no additional potential opportunities for further emissions reductions from this source category. Rule 8031's requirement of limiting opacity to 20% is as or more stringent than any other district's rule and compliance with the standard requires significant mitigation efforts from sites that store bulk materials.

Evaluation Findings

Even though storage and handling of bulk materials are not a significant source of PM_{2.5}, NO_x, or SO_x in the Valley, the District has evaluated all potential control technologies and all control technologies achieved in practice in other areas or included in other state implementation plans. As demonstrated above, Rule 8031 currently has in place the most stringent measures feasible to implement in the Valley and therefore meets or exceeds both BACM and MSM requirements for this source category. As the District continues to develop new attainment plans that address more stringent National Ambient Air Quality Standards, the District will continue to evaluate potential opportunities to reduce emissions from bulk materials handling in the Valley.

C.26 RULE 8041 CARRYOUT AND TRACKOUT

Source Category

Rule 8041 applies to the prevention and cleanup of mud and dirt whenever it is deposited (carryout and trackout) onto public paved roads from activities subject to the requirements of Rules 8021, 8031, 8061, and 8071. The rule contains requirements for: removing carryout and trackout at the end of each workday; thresholds for any site with 150 daily vehicle trips; addressing carryout and trackout in Dust Control Plans; removing carryout and trackout in urban areas; paved interior roads; and prevention of carryout and trackout.

In 2004, the District adopted amendments to Regulation VIII to upgrade existing RACM level rules to meet the more stringent BACM level required in serious PM₁₀ nonattainment areas. Rule 8041 was amended to require a threshold for vehicles with three or more axles to take actions for carryout/trackout. Amendments included a threshold for projects located in rural areas, a provision requiring actions within half an hour if specified measures are insufficient to prevent carryout/trackout, and specifications for dust collectors, gravel pads, and paved surfaces.

Emissions Inventory

The emissions from this source category are included in Rule 8061 (Paved and Unpaved Roads).

Pollutant	2012	2013	2014	2015	2016	2017	2018	2019	2020
<i>Annual Average - Tons per day</i>									
PM _{2.5}	N/A	N/A	N/A	N/A	N/A	N/A	N/A	N/A	N/A
NO _x	N/A	N/A	N/A	N/A	N/A	N/A	N/A	N/A	N/A
SO _x	N/A	N/A	N/A	N/A	N/A	N/A	N/A	N/A	N/A
<i>Winter Average - Tons per day</i>									
PM _{2.5}	N/A	N/A	N/A	N/A	N/A	N/A	N/A	N/A	N/A
NO _x	N/A	N/A	N/A	N/A	N/A	N/A	N/A	N/A	N/A
SO _x	N/A	N/A	N/A	N/A	N/A	N/A	N/A	N/A	N/A

While District Regulation VIII was critical in the District's attainment of the PM₁₀ standard, a variety of studies have been conducted which may indicate that the PM_{2.5} fraction of the PM emissions from this source category may not be as significant as the PM coarse fraction. A better quantification of the PM_{2.5} fraction is required to develop a more accurate emissions inventory for the various activities under Rule 8041 and to indicate the level of significance of those PM_{2.5} emissions. At this time, PM_{2.5} emission control factors are not well defined and it is not known if PM₁₀ controls are effective for reducing PM_{2.5} for carryout and trackout. Modeling results show that the geologic fraction of PM_{2.5} found in the Valley makes a relatively small contribution to overall PM_{2.5} mass. In addition, studies have shown that geologic dust alone has relatively low toxicity.

How does District Rule 8041 compare with federal and state rules and regulations?

Federal Regulations

There are no EPA CTG, ACT, NSPS, NESHAP, or MACT requirements for this source category. The following federal regulations apply to sources covered under Rule 8041:

- Rule 57 FR 13498 (General Preamble for Title I of CAA)

The District evaluated the requirements contained within the General Preamble and found no requirements that were more stringent than those already in Rule 8041:

- EPA-450/2-92-004 (Fugitive Dust Background Document and Technical Information Document for BACM)

The District evaluated the requirements contained within the Fugitive Dust Background Document and Technical Information Document for BACM and found no requirements that were more stringent than those already in Rule 8041.

State Regulations

There are no state regulations applicable to this source category.

How does District Rule 8041 compare to rules in other air districts?

There are no analogous rules for this source category in BAAQMD.

SCAQMD

- Rule 1156 (Further Reductions of Particulate Emissions from Cement Manufacturing Facilities)

The District evaluated the requirements contained within SCAQMD Rule 1156 and found no requirements that were more stringent than those already in Rule 8041.

- Rule 1157 (PM10 Emission Reductions from Aggregate and Related Operations)

The District evaluated the requirements contained within SCAQMD Rule 1157 and found no requirements that were more stringent than those already in Rule 8041.

SMAQMD

- Rule 403 (Fugitive Dust)

The District evaluated the requirements contained within SMAQMD Rule 403 and found no requirements that were more stringent than those already in Rule 8041.

VCAPCD

- Rule 55 (Fugitive Dust)

The District evaluated the requirements contained within VCAPCD Rule 55 and found no requirements that were more stringent than those already in Rule 8041.

Clark County Department of Air Quality (CCDAQ)

- Section 94 (Permitting and Dust Control for Construction Activities)

The District evaluated the requirements contained within CCDAQ Section 94 and found no requirements that were more stringent than those already in Rule 8041.

Additional Emission Reduction Opportunities

Two potential opportunities to reduce emissions were identified, evaluated, and determined to not be feasible.

The first potential emission reduction opportunity would be to reduce the threshold for daily trips per worksite that requires a carryout and trackout prevention system (currently 150 trips). Reducing this threshold would require smaller worksites to install costly trackout prevention equipment like wheel washers, metal grates, and gravel pads. At these smaller worksites the emission reductions that would be achieved would be minimal and not cost effective because of the small size of the sites.

The second potential opportunity would be to shorten the distance from the nearest unpaved exit point of a site at which trackout must be immediately cleaned (currently 50 feet). Lowering this threshold would significantly increase the use of street sweepers and their associated emissions, which are more toxic to human health (see Chapter 3). Therefore, this opportunity has been determined to not be feasible.

Evaluation Findings

The District has evaluated all potential control technologies and all control technologies achieved in practice in other areas or included in other state implementation plans. As demonstrated above, Rule 8041 currently has in place the most stringent measures feasible to implement in the Valley and therefore meets or exceeds both BACM and MSM requirements for this source category. As the District continues to develop new attainment plans that address more stringent National Ambient Air Quality Standards, the District will continue to evaluate potential opportunities to reduce emissions from carryout and trackout of mud and dirt onto public paved roads in the Valley.

C.27 RULE 8051 OPEN AREAS

Source Category

Rule 8051 applies to any open area 0.5 acres or more within urban areas, or 3.0 acres or more within rural areas that contains at least 1,000 square feet of disturbed surface area. The rule has requirements for limiting visible dust emissions (VDE) to 20% opacity, to comply with the conditions of a stabilized surface, and to install barriers to prevent unauthorized vehicles from accessing the stabilized areas.

In 2004, the District adopted amendments to Regulation VIII that upgraded existing RACM level rules to meet the more stringent BACM level required in serious PM10 nonattainment areas. Rule 8051 was amended to add applicability thresholds for rural and urban areas.

Emissions Inventory

Pollutant	2012	2013	2014	2015	2016	2017	2018	2019	2020
<i>Annual Average - Tons per day</i>									
PM2.5	0.34	0.34	0.34	0.34	0.34	0.34	0.34	0.34	0.34
NOx	0.00	0.00	0.00	0.00	0.00	0.00	0.00	0.00	0.00
SOx	0.00	0.00	0.00	0.00	0.00	0.00	0.00	0.00	0.00
<i>Winter Average - Tons per day</i>									
PM2.5	0.21	0.21	0.21	0.21	0.21	0.21	0.21	0.21	0.21
NOx	0.00	0.00	0.00	0.00	0.00	0.00	0.00	0.00	0.00
SOx	0.00	0.00	0.00	0.00	0.00	0.00	0.00	0.00	0.00

As detailed in Chapter 5, the significance thresholds for source categories for the purpose of evaluating the application of BACM and MSM requirements are 4.0 tons per day (tpd) for PM2.5 dust, 13.1 tpd for NOx, and 1.0 tpd for SOx. As identified in the above table, emissions from open areas are lower than the BACM/MSM significance thresholds. Therefore, the Clean Air Act does not require a control measure evaluation for this source category for the purpose of satisfying BACM/MSM requirements; however, the District has still conducted a full control measure evaluation for open areas.

Also, while District Regulation VIII was critical in the District's attainment of the PM10 standard, a variety of studies have been conducted which may indicate that the PM2.5 fraction of the PM emissions from this source category may not be as significant as the PM coarse fraction. A better quantification of the PM2.5 fraction is required to develop a more accurate emissions inventory for the various activities under Rule 8051 and to indicate the level of significance of those PM2.5 emissions. At this time, PM2.5 emission control factors are not well defined and it is not known if PM10 controls are effective for reducing PM2.5 for open areas. Modeling results show that the geologic fraction of PM2.5 found in the San Joaquin Valley makes a relatively small contribution to overall PM2.5 mass. In addition, studies have shown that geologic dust alone has relatively low toxicity.

How does District Rule 8051 compare with federal and state rules and regulations?

Federal Regulations

There are no EPA CTG, ACT, NSPS, NESHAP, or MACT requirements for this source category. The following federal regulations apply to sources covered under Rule 8051:

- Rule 57 FR 13498 (General Preamble for Title I of CAA)

The District evaluated the requirements contained within the General Preamble and found no requirements that were more stringent than those already in Rule 8051.

- EPA-450/2-92-004 (Fugitive Dust Background Document and Technical Information Document for BACM)

The District evaluated the requirements contained within the Fugitive Dust Background Document and Technical Information Document for BACM and found no requirements that were more stringent than those already in Rule 8051.

State Regulations

There are no state regulations applicable to this source category.

How does District Rule 8051 compare to rules in other air districts?

There are no analogous rules for this source category in BAAQMD.

SCAQMD

- Rule 1156 (Further Reductions of Particulate Emissions from Cement Manufacturing Facilities)

The District evaluated the requirements contained within SCAQMD Rule 1156 and found no requirements that were more stringent than those already in Rule 8051.

- Rule 1157 (PM10 Emission Reductions from Aggregate and Related Operations)

The District evaluated the requirements contained within SCAQMD Rule 1157 and found no requirements that were more stringent than those already in Rule 8051.

SMAQMD

- Rule 403 (Fugitive Dust)

The District evaluated the requirements contained within SMAQMD Rule 403 and found no requirements that were more stringent than those already in Rule 8051.

VCAPCD

- Rule 55 (Fugitive Dust)

The District evaluated the requirements contained within VCAPCD Rule 55 and found no requirements that were more stringent than those already in Rule 8051.

Clark County Department of Air Quality (CCDAQ)

- Section 90 (Fugitive Dust from Open Areas and Vacant Lots)

The District evaluated the requirements contained within CCDAQ Section 90 and found no requirements that were more stringent than those already in Rule 8051.

Additional Emission Reduction Opportunities

The District's analysis did not identify any potential opportunities to further reduce emissions from this source category beyond those emissions that are already being reduced by rule requirements. As a part of due diligence efforts in seeking addition emission reduction opportunities, the following two potential opportunities have been identified to improve rule clarity. Language could be added to the rule to clarify that it applies to off-road recreational vehicle use areas. Also, the rule provides an exemption for weed abatement activity utilizing mowing and/or cutting. Adding language to specify that weed abatement by tilling is not exempt would also add clarity to the rule. While these opportunities could clarify rule language, neither would likely generate emissions reductions from this source category.

Evaluation Findings

Even though open areas are not a significant source of PM_{2.5}, NO_x, or SO_x in the Valley, the District has evaluated all potential control technologies and all control technologies achieved in practice in other areas or included in other state implementation plans. As demonstrated above, Rule 8051 currently has in place the most stringent measures feasible to implement in the Valley and therefore meets or exceeds both BACM and MSM requirements for this source category. As the District continues to develop new attainment plans that address more stringent National Ambient Air Quality Standards, the District will continue to evaluate potential opportunities to reduce emissions from open areas in the Valley.

C.28 RULE 8061 PAVED AND UNPAVED ROADS

Source Category

Rule 8061 establishes standards for the construction of new and modified paved roads in accordance with published guidelines by the American Association of State Highway and Transportation Officials for road construction and applies to any paved, unpaved, or modified public or private road, street highway, freeway, alley way, access drive, access easement, or driveway. The rule also allows alternative means of achieving the same level of dust reduction. Rule 8061 also establishes thresholds that when exceeded require that roads are treated to reduce visible dust emissions.

In 2004, the District adopted amendments to Regulation VIII to upgrade existing RACM level rules to meet the more stringent BACM level required in serious PM10 nonattainment areas. Rule 8061 was amended to replace the existing 75 maximum daily vehicle trip threshold with a 26 annual average daily vehicle trips (AADT) threshold on unpaved roads, and require all new unpaved roads within urban areas be paved.

Emissions Inventory

Pollutant	2012	2013	2014	2015	2016	2017	2018	2019	2020
<i>Annual Average - Tons per day</i>									
PM2.5	7.59	7.71	7.83	7.98	8.13	8.28	8.41	8.55	8.69
NOx	0.00	0.00	0.00	0.00	0.00	0.00	0.00	0.00	0.00
SOx	0.00	0.00	0.00	0.00	0.00	0.00	0.00	0.00	0.00
<i>Winter Average - Tons per day</i>									
PM2.5	6.63	6.75	6.87	7.00	7.14	7.28	7.41	7.55	7.67
NOx	0.00	0.00	0.00	0.00	0.00	0.00	0.00	0.00	0.00
SOx	0.00	0.00	0.00	0.00	0.00	0.00	0.00	0.00	0.00

While District Regulation VIII was critical in the District's attainment of the PM10 standard, a variety of studies have been conducted which may indicate that the PM2.5 fraction of the PM emissions from this source category may not be as significant as the PM coarse fraction. A better quantification of the PM2.5 fraction is required to develop a more accurate emissions inventory for the various activities under Rule 8061 and to indicate the level of significance of those PM2.5 emissions. At this time, PM2.5 emission control factors are not well defined and it is not known if PM10 controls are effective for reducing PM2.5 for paved and unpaved roads. Modeling results show that the geologic fraction of PM2.5 found in the San Joaquin Valley makes a relatively small contribution to overall PM2.5 mass. In addition, studies have shown that geologic dust alone has relatively low toxicity.

How does District Rule 8061 compare with federal and state rules and regulations?

Federal Regulations

There are no EPA CTG, ACT, NSPS, NESHAP, or MACT requirements for this source

category. The following federal regulations apply to sources covered under Rule 8061:

- Rule 57 FR 13498 (General Preamble for Title I of CAA)

The District evaluated the requirements contained within the General Preamble and found no requirements that were more stringent than those already in Rule 8061.

- EPA-450/2-92-004 (Fugitive Dust Background Document and Technical Information Document for BACM)

The District evaluated the requirements contained within the Fugitive Dust Background Document and Technical Information Document for BACM and found no requirements that were more stringent than those already in Rule 8061.

State Regulations

There are no state regulations applicable to this source category.

How does District Rule 8061 compare to rules in other air districts?

There are no analogous rules for this source category in BAAQMD.

SCAQMD

- Rule 1156 (Further Reductions of Particulate Emissions from Cement Manufacturing Facilities)

The District evaluated the requirements contained within SCAQMD Rule 1156 and found no requirements that were more stringent than those already in Rule 8061.

- Rule 1157 (PM10 Emission Reductions from Aggregate and Related Operations)

The District evaluated the requirements contained within SCAQMD Rule 1157 and found no requirements that were more stringent than those already in Rule 8061.

SMAQMD

- Rule 403 (Fugitive Dust)

The District evaluated the requirements contained within SMAQMD Rule 403 and found no requirements that were more stringent than those already in Rule 8061.

VCAPCD

- Rule 55 (Fugitive Dust)

The District evaluated the requirements contained within VCAPCD Rule 55 and found no requirements that were more stringent than those already in Rule 8061.

Clark County Department of Air Quality (CCDAQ)

- Section 91 (Fugitive Dust from Unpaved Roads, Unpaved Alleys, and Unpaved Easement Roads)

The District evaluated the requirements contained within CCDAQ Section 91 and found no requirements that were more stringent than those already in Rule 8061.

- Section 93 (Fugitive Dust from Paved Roads and Street Sweeping Equipment)

The District evaluated the requirements contained within CCDAQ Section 93 and found no requirements that were more stringent than those already in Rule 8061.

Additional Emission Reduction Opportunities

The following potential opportunity to reduce emissions from paved and unpaved roads was determined to be infeasible. Section 5.2.1 of the rule requires dust control measures for any unpaved road segments with 26 or more annual average daily trips. A potential opportunity to reduce emissions would be to lower this threshold. This would require more owners/operators to implement at least one control measure to reduce fugitive emissions.

Analysis of the emission inventory indicates that the majority of the particulate emissions attributable to unpaved roads are generated from unpaved roads already subject to the mitigation requirements of Rule 8061. Therefore, the remaining portion of emissions associated with unpaved roads (less than 26 AADT) does not provide an opportunity for additional emissions reductions.

Additionally, emissions from unpaved roads are lowest in the winter months, when the District's PM_{2.5} 24-hour exceedances occur. District staff believes the winter average PM_{2.5} emission inventory is overestimated for the following reasons:

- ARB methodology assumes that rainfall of at least 0.01 inch on any day mitigates unpaved road dust for 24 hours
- 71% of the days with precipitation occur during the winter months.
- Many US Forest and Park Roads are inaccessible during winter months due to increased amounts of rain and snow, yet emissions from these roads make up a larger percentage of the total unpaved road emissions in winter (42.8%) than in the annual average (40.7%)

For these reasons, lowering the trip threshold is not a viable emission reduction opportunity.

Evaluation Findings

The District has evaluated all potential control technologies and all control technologies achieved in practice in other areas or included in other state implementation plans. As demonstrated above, Rule 8061 currently has in place the most stringent measures feasible to implement in the Valley and therefore meets or exceeds both BACM and MSM requirements for this source category. As the District continues to develop new

attainment plans that address more stringent National Ambient Air Quality Standards, the District will continue to evaluate potential opportunities to reduce emissions from paved and unpaved roads in the Valley.

C.29 RULE 8071 UNPAVED VEHICLE/EQUIPMENT TRAFFIC AREAS**Source Category**

Rule 8071 is applicable to unpaved vehicle/equipment areas, parking, fueling and service areas, and shipping, receiving, and transfer areas. The rule contains requirements for when vehicle traffic reaches or exceeds specified thresholds, limitations on visible dust emissions (VDE), compliance requirements with the conditions of a stabilized surface, and lists control techniques, which could be implemented to limit VDE and to comply with the conditions of a stabilized surface.

In 2004, the District adopted amendments to Regulation VIII to upgrade existing RACM level rules to meet the more stringent BACM level required in serious PM10 nonattainment areas. Rule 8071 was amended to remove the 1.0 acre or larger threshold; change the vehicle threshold from 75 vehicle daily trips to 50 annual average daily trips; add a single day peak threshold of 150 VDT or require control for sources that exceed the 150 VDT threshold limit on at least 30 days per year; and add a requirement whenever 25 or more three-axle vehicle trips will occur on an unpaved vehicle/equipment traffic area.

Emissions Inventory

Pollutant	2012	2013	2014	2015	2016	2017	2018	2019	2020
<i>Annual Average - Tons per day</i>									
PM2.5	0.59	0.59	0.59	0.59	0.59	0.59	0.59	0.59	0.59
NOx	0.00	0.00	0.00	0.00	0.00	0.00	0.00	0.00	0.00
SOx	0.00	0.00	0.00	0.00	0.00	0.00	0.00	0.00	0.00
<i>Winter Average - Tons per day</i>									
PM2.5	0.60	0.60	0.60	0.60	0.60	0.60	0.60	0.60	0.60
NOx	0.00	0.00	0.00	0.00	0.00	0.00	0.00	0.00	0.00
SOx	0.00	0.00	0.00	0.00	0.00	0.00	0.00	0.00	0.00

As detailed in Chapter 5, the significance thresholds for source categories for the purpose of evaluating the application of BACM and MSM requirements are 4.0 tons per day (tpd) for PM2.5 dust, 13.1 tpd for NOx, and 1.0 tpd for SOx. As identified in the above table, emissions from unpaved vehicle/equipment traffic areas are lower than the BACM/MSM significance thresholds. Therefore, the Clean Air Act does not require a control measure evaluation for this source category for the purpose of satisfying BACM/MSM requirements; however, the District has still conducted a full control measure evaluation for unpaved vehicle/equipment traffic areas.

Also, while District Regulation VIII was critical in the District's attainment of the PM10 standard, a variety of studies have been conducted which may indicate that the PM2.5 fraction of the PM emissions from this source category may not be as significant as the PM coarse fraction. A better quantification of the PM2.5 fraction is required to develop a more accurate emissions inventory for the various activities under Rule 8071 and to indicate the level of significance of those PM2.5 emissions. At this time, PM2.5

emission control factors are not well defined and it is not known if PM10 controls are effective for reducing PM2.5 for unpaved vehicle/equipment traffic areas. Modeling results show that the geologic fraction of PM2.5 found in the San Joaquin Valley makes a relatively small contribution to overall PM2.5 mass. In addition, studies have shown that geologic dust alone has relatively low toxicity.

How does District Rule 8071 compare with federal and state rules and regulations?

Federal Regulations

There are no EPA CTG, ACT, NSPS, NESHAP, or MACT requirements for this source category. The following federal regulations apply to sources covered under Rule 8071:

- Rule 57 FR 13498 (General Preamble for Title I of CAA)

The District evaluated the requirements contained within the General Preamble and found no requirements that were more stringent than those already in Rule 8071.

- EPA-450/2-92-004 (Fugitive Dust Background Document and Technical Information Document for BACM)

The District evaluated the requirements contained within the Fugitive Dust Background Document and Technical Information Document for BACM and found no requirements that were more stringent than those already in Rule 8071.

State Regulations

There are no state regulations applicable to this source category.

How does District Rule 8071 compare to rules in other air districts?

There are no analogous rules for this source category in BAAQMD.

SCAQMD

- Rule 1156 (Further Reductions of Particulate Emissions from Cement Manufacturing Facilities)

The District evaluated the requirements contained within SCAQMD Rule 1156 and found no requirements that were more stringent than those already in Rule 8071.

- Rule 1157 (PM10 Emission Reductions from Aggregate and Related Operations)

The District evaluated the requirements contained within SCAQMD Rule 1157 and found no requirements that were more stringent than those already in Rule 8071.

SMAQMD

- Rule 403 (Fugitive Dust)

The District evaluated the requirements contained within SMAQMD Rule 403 and found no requirements that were more stringent than those already in Rule 8071.

VCAPCD

- Rule 55 (Fugitive Dust)

The District evaluated the requirements contained within VCAPCD Rule 55 and found no requirements that were more stringent than those already in Rule 8071.

Clark County Department of Air Quality (CCDAQ)

- Section 92 (Fugitive Dust from Unpaved Parking Lots and Storage Areas)

The District evaluated the requirements contained within CCDAQ Section 92 and found no requirements that were more stringent than those already in Rule 8071.

Additional Emission Reduction Opportunities

Section 5.2.1 of current rule language requires dust control measures for any unpaved traffic area with 50 or more annual average daily trips. Analysis of lowering this threshold to determine if it is a feasible option to reduce emissions determined that this is not a cost effective opportunity. Lowering the trip threshold of Rule 8071 would result in direct PM emission reductions, but would also result in the requirement that owners and/or operators implement a dust control measure. The most common control measures are watering and covering with gravel. Local cost estimates indicate that installing a 2 inch gravel base with another 2 inches of top gravel would cost approximately \$1.90 per square foot, or around \$83,000 per acre. Based on the small size of the emissions from this source category, and the estimated mitigation costs, requiring control measures for areas with such minimal activity is not a cost effective option.

Evaluation Findings

Even though unpaved vehicle/equipment traffic areas are not a significant source of PM_{2.5}, NO_x, or SO_x in the Valley, the District has evaluated all potential control technologies and all control technologies achieved in practice in other areas or included in other state implementation plans. As demonstrated above, Rule 8071 currently has in place the most stringent measures feasible to implement in the Valley and therefore meets or exceeds both BACM and MSM requirements for this source category. As the District continues to develop new attainment plans that address more stringent National Ambient Air Quality Standards, the District will continue to evaluate potential opportunities to reduce emissions from unpaved vehicle/equipment traffic areas in the Valley.

C.30 RULE 8081 AGRICULTURAL SOURCES

Source Category

Rule 8081 applies to “off-field” agricultural sources including, but not limited to, unpaved roads, unpaved vehicle/equipment traffic areas, and bulk materials. The rule contains requirements to limit visible dust emissions (VDE) and/or to comply with the conditions of a stabilized surface, and lists control techniques which could be implemented to limit VDE and to comply with the conditions of a stabilized surface.

In 2004, the District adopted amendments to Regulation VIII to upgrade existing RACM level rules to meet the more stringent BACM level required in serious PM10 nonattainment areas. The amendments added an exemption to the rule for vehicle/equipment traffic areas if they are less than one acre in size and more than one mile from an urban area; expanded rule applicability by updating the vehicle threshold from 75 vehicle daily trips to 50 annual average vehicle trips; and added a requirement specific to whenever 26 or more three-axle vehicle trips will occur on an unpaved vehicle/equipment traffic area.

Emissions Inventory

Pollutant	2012	2013	2014	2015	2016	2017	2018	2019	2020
<i>Annual Average - Tons per day</i>									
PM2.5	1.21	1.21	1.20	1.20	1.19	1.19	1.18	1.18	1.17
NOx	0.00	0.00	0.00	0.00	0.00	0.00	0.00	0.00	0.00
SOx	0.00	0.00	0.00	0.00	0.00	0.00	0.00	0.00	0.00
<i>Winter Average - Tons per day</i>									
PM2.5	0.75	0.75	0.75	0.74	0.74	0.74	0.73	0.73	0.73
NOx	0.00	0.00	0.00	0.00	0.00	0.00	0.00	0.00	0.00
SOx	0.00	0.00	0.00	0.00	0.00	0.00	0.00	0.00	0.00

As detailed in Chapter 5, the significance thresholds for source categories for the purpose of evaluating the application of BACM and MSM requirements are 4.0 tons per day (tpd) for PM2.5 dust, 13.1 tpd for NOx, and 1.0 tpd for SOx. As identified in the above table, emissions from agricultural sources are lower than the BACM/MSM significance thresholds. Therefore, the Clean Air Act does not require a control measure evaluation for this source category for the purpose of satisfying BACM/MSM requirements; however, the District has still conducted a full control measure evaluation for agricultural sources.

Also, while District Regulation VIII was critical in the District’s attainment of the PM10 standard, a variety of studies have been conducted which may indicate that the PM2.5 fraction of the PM emissions from this source category may not be as significant as the PM coarse fraction. A better quantification of the PM2.5 fraction is required to develop a more accurate emissions inventory for the various activities under Rule 8081 and to indicate the level of significance of those PM2.5 emissions. At this time, PM2.5 emission control factors are not well defined and it is not known if PM10 controls are

effective for reducing PM_{2.5} for agricultural sources. Modeling results show that the geologic fraction of PM_{2.5} found in the San Joaquin Valley makes a relatively small contribution to overall PM_{2.5} mass. In addition, studies have shown that geologic dust alone has relatively low toxicity.

How does District Rule 8081 compare with federal and state rules and regulations?

Federal Regulations

There are no EPA CTG, ACT, NSPS, NESHAP, or MACT requirements for this source category. The following federal regulations apply to sources covered under Rule 8081:

- Rule 57 FR 13498 (General Preamble for Title I of CAA)

The District evaluated the requirements contained within the General Preamble and found no requirements that were more stringent than those already in Rule 8081.

- EPA-450/2-92-004 (Fugitive Dust Background Document and Technical Information Document for BACM)

The District evaluated the requirements contained within the Fugitive Dust Background Document and Technical Information Document for BACM and found no requirements that were more stringent than those already in Rule 8081.

State Regulations

There are no state regulations applicable to this source category.

How does District Rule 8081 compare to rules in other air districts?

There are no analogous rules for this source category in BAAQMD.

SCAQMD

- Rule 1156 (Further Reductions of Particulate Emissions from Cement Manufacturing Facilities)

The District evaluated the requirements contained within SCAQMD Rule 1156 and found no requirements that were more stringent than those already in Rule 8081.

- Rule 1157 (PM₁₀ Emission Reductions from Aggregate and Related Operations)

The District evaluated the requirements contained within SCAQMD Rule 1157 and found no requirements that were more stringent than those already in Rule 8081.

SMAQMD

- Rule 403 (Fugitive Dust)

The District evaluated the requirements contained within SMAQMD Rule 403 and found no requirements that were more stringent than those already in Rule 8081.

VCAPCD

- Rule 55 (Fugitive Dust)

The District evaluated the requirements contained within VCAPCD Rule 55 and found no requirements that were more stringent than those already in Rule 8081.

Clark County Department of Air Quality (CCDAQ)

- Section 91 (Fugitive Dust from Unpaved Roads, Unpaved Alleys, and Unpaved Easement Roads)

The District evaluated the requirements contained within CCDAQ Section 91 and found no requirements that were more stringent than those already in Rule 8081.

Additional Emission Reduction Opportunities

The District's analysis did not identify any potential opportunities to further reduce emissions from this source category. However, a potential opportunity to improve enforceability of this for this source category has been identified. Section 5.4 of the rule references California Vehicle Code section 23112-23113 for prevention of carryout and trackout. This section could be removed and replaced with specific language from the vehicle code, however, as previously stated, this amendment would not result in emissions reductions.

Evaluation Findings

Even though off-field agricultural sources are not a significant source of PM_{2.5}, NO_x, or SO_x in the Valley, the District has evaluated all potential control technologies and all control technologies achieved in practice in other areas or included in other state implementation plans. As demonstrated above, Rule 8081 currently has in place the most stringent measures feasible to implement in the Valley and therefore meets or exceeds both BACM and MSM requirements for this source category. As the District continues to develop new attainment plans that address more stringent National Ambient Air Quality Standards, the District will continue to evaluate potential opportunities to reduce emissions from off-field agricultural sources in the Valley.

C.31 SC 001 LAWN AND GARDEN EQUIPMENT**Source Category**

This source category includes the commercial and residential lawn and garden sectors. The commercial sector includes larger businesses that employ licensed contractors, public agencies and organizations that maintain their own properties or provide landscape services, and small businesses serving residential properties. The residential sector of lawn and garden equipment includes equipment purchased by the public for personal use. A survey conducted in 2003 by the California Air Resources Board (ARB) estimated that there are approximately 13 million pieces of lawn and garden equipment statewide: 12% in the commercial sector and 88% in the residential sector. Although there are more pieces of equipment used by the residential sector, the survey showed that the commercial sector accounts for 68% of annual use of all lawn care equipment.

Lawn and garden equipment includes the following: chainsaws, chippers, commercial turf equipment, front mowers, lawn and garden tractors, lawn mowers, leaf blowers and vacuums, rear-engine riding mowers, shredders, snow blowers, tillers, trimmers, edgers, brush cutters, wood splitters, and other lawn and garden equipment.

Handheld lawn and garden tools (such as leaf blowers) typically use two-stroke engines, while larger machines (such as lawn and garden tractors) use four-stroke engines. Lawn mowers are available with either type of engine. Two-stroke engines rely on oil mixed with the gasoline to lubricate the engine components. Much of this oil is not completely combusted by the engine thus creating high exhaust emissions. The major pollutants from a two-stroke engine, for example, are oil-based particulates, PM_{2.5}, NO_x, and a mixture of hydrocarbons, which combine with other gases in the atmosphere to form ozone, carbon monoxide, and other toxic air contaminants. Overall, four-stroke engines emit significantly lower emissions than their two-stroke counterparts, with significantly lower levels of hydrocarbons and particulate matter. Lawn care equipment, particularly leaf blowers, can also cause a significant amount of fugitive dust depending on the work practices employed such as blowing on bare dirt or very dusty paved surfaces. These types of activities would increase fugitive emissions including PM, toxic air contaminants (TAC) and ultrafine particles (UFP) resulting in a negative health impact on those in proximity to the activity.

Emissions Inventory

Pollutant	2012	2013	2014	2015	2016	2017	2018	2019	2020
<i>Annual Average - Tons per day</i>									
PM2.5	0.04	0.04	0.04	0.04	0.04	0.04	0.04	0.04	0.04
NOx	0.58	0.57	0.57	0.56	0.55	0.55	0.54	0.54	0.53
SOx	0.00	0.00	0.00	0.00	0.00	0.00	0.00	0.00	0.00
PM2.5	0.03	0.03	0.03	0.03	0.03	0.03	0.03	0.03	0.03
NOx	0.54	0.53	0.53	0.52	0.51	0.50	0.50	0.49	0.49
SOx	0.00	0.00	0.00	0.00	0.00	0.00	0.00	0.00	0.00

As detailed in Chapter 5, the significance thresholds for source categories for the purpose of evaluating the application of BACM and MSM requirements are 1.4 tons per day (tpd) for PM2.5 combustion, 13.1 tpd for NOx, and 1.0 tpd for SOx. As identified in the above table, emissions from lawn care equipment are lower than the BACM/MSM significance thresholds. Therefore, the Clean Air Act does not require a control measure evaluation for this source category for the purpose of satisfying BACM/MSM requirements; however, the District has still conducted a full control measure evaluation for lawn care equipment.

How would District SC 001 compare with federal and state rules and regulations?**Federal Regulations**

There are no EPA CTG, ACT, NSPS, NESHAP, or MACT requirements for this source category. The following federal regulations apply to sources covered under SC 001:

- EPA Rule 40 CFR Part 90 (Small Non-Road Spark-Ignition Engine Rule)

The EPA regulation required exhaust emission standards by 2011 and 2012, depending on the class of the engine.

State Regulations

The following state regulations apply to sources covered under SC 001:
(Small Off-Road Engines)

- 13 CCR 2403 (Exhaust Emission Standards)
- 13 CCR 2404 (Emission Control Labels)
- 13 CCR 2405 (New Engine Compliance)

How would District SC 001 compare to rules in other air districts?

There are no analogous rules for this source category in BAAQMD, SMAQMD, or VCAPCD.

SCAQMD

- Rule 1623 (Credits for Clean Lawn and Garden Equipment)

The District evaluated the requirements contained within SCAQMD's Rule 1623 and found it was not approved by EPA and is not currently being implemented.

Additional Emission Reduction Opportunities

ARB and EPA have regulatory authority over engine standards. ARB and EPA rules rely on natural turnover and do not push zero emissions technology; therefore, there are still opportunities to reduce emissions by closing the emissions gap and accelerating the use of zero emissions technology. While the District cannot establish new engine standards, it could regulate the use of lawn and garden equipment. Given the Valley's air quality challenges and the potential benefits, the District may explore in-use regulatory options as a long-term strategy. The District's analysis of potential opportunities to reduce emissions includes evaluations of emerging technologies and potential control strategies such as an in-use rule, best management practices, episodic controls, and zoning.

Emerging Technologies

There have been recent improvements in the availability and applications of zero emissions lawn care technology. Manufacturers are producing more electric lawn care equipment options and are developing ways to allow for this equipment to be used in the commercial sector, such as carrying additional battery packs. Examples of more recent advances in new electric options include the following:

- Lawn mowers
 - Riding mowers
 - Robotic mowers
 - Self-propelled walk behind mowers
 - Cordless electric lawn mowers
- Battery powered leaf blowers
- Electric sweepers and backpack vacuums
- Battery powered chainsaws
- Electric line trimmers/edgers
- Electric hedge trimmers
- Stronger batteries and battery chargers

Though zero-emitting or battery operated lawn equipment has significantly improved in recent years, the viability of cordless electric technology has not been proven in the commercial sector. This is largely due to the need for a longer battery life and durability to allow for more frequent and prolonged equipment use. On March 21, 2012, the District hosted a conference on lawn care, landscaping, and air quality. The conference highlighted challenges operators face when using lower emitting equipment and commercial viability. Local operators expressed concerns about the cost and reliability of cordless electric equipment, and how this equipment might affect productivity and competition with other operators.

In 2013, the District completed the *Cordless Zero-Emission Commercial Lawn and Garden Equipment Demonstration Program*. The program was funded with State Air Quality Improvement Program and District program funds and provided eligible cordless zero-emission commercial lawn and garden equipment to commercial landscape professionals who conduct business within the boundaries of the San Joaquin Valley. The final report was submitted to ARB in 2013 with plans to allocate future incentive funds for cordless zero-emission lawn and garden equipment.

Potential Strategies to Reduce Emissions

In evaluating potential control strategies, the District's analysis identified a number of potential regulatory and outreach opportunities. However, there are no recommended regulatory actions at this time due to the need to revise the emissions inventory. The District will continue evaluating which of the following regulatory approaches are feasible from a regulatory standpoint as well as from a public health standpoint.

In-Use Rule

One potential control strategy would be to require the use of the cleanest available equipment by prohibiting the use of gas combustion equipment. This could be achieved through a point-of-sale rule implementing a tiered approach or by phasing in restrictions as lower or zero-emissions technology becomes more available in the future. This type of control measure could potentially eliminate the portion of emissions resulting from the combustion of fuel. There might also be a need to bifurcate this type of regulation due to the varying availability of low or zero-emitting equipment in the residential sector versus commercial sector.

Best Management Practices

Another potential control strategy would be to require operators to implement Best Management Practices (BMPs) using a menu approach for the use of lawn and garden equipment in the commercial sector. Some examples of potential BMPs include:

- Restrictions near schools and other heavily populated areas
- Courtesy practices (e.g. don't point at people or open windows, don't blow material onto public roads, sidewalks, or neighboring properties)
- Particulate prevention practices (e.g. no leaf blower use on bare dirt surfaces or very dusty paved surfaces, etc.)

This BMP option would focus on providing education on safety and more efficient use of equipment. Enforcing this type of rule could be challenging due to the large number of operators, variation in size of businesses, and the widespread distribution of operator activities. Operators could be required to complete a certification course so that they can be educated on proper work practices. The District could also require operators to show a certificate of completion to purchase gas equipment after a certain date, to ensure contractors operating gas equipment are using the most effective work practices to protect public health and decrease emissions.

Episodic Control

Episodic control provides another potential control strategy where use of gas equipment could be limited or prohibited during high-pollution days. There has also been precedence set throughout California with numerous cities and counties adopting ordinances banning or prohibiting the use of leaf blowers on specified days, times, distances from residential areas, or noise levels. The District could create a model ordinance for cities and counties to adopt throughout the Valley to limit or prohibit the use of gas equipment and/or leaf blowers. One example was found where the City of Menlo Park prohibited the use of gas equipment on Spare the Air days in the BAAQMD. This could be an option for future regulatory control in the Valley to reduce emissions, especially on high pollution days.

Table C-35 City Bans of Leaf Blowers

Cities	Ban Type
Dana Point San Diego	Decibel and hours of operations restrictions
Foster City Los Angeles Palo Alto	Restrictions on distance from residential unit and hours allowed to operate
Sacramento Sunnyvale	Restrictions on decibels, hours of operations, and distance from residential areas
Berkeley Beverly Hills Claremont Lawndale Los Altos Santa Barbara	Bans gas blowers
Burlingame	Restrict commercial use to one day per week dependent on determined city districts; Residential areas restricted by days and hours of operation
Menlo Park	Prohibited on Sundays, observed federal holidays, and on "Spare the Air" days as declared by the BAAQMD
Laguna Beach Santa Monica	Bans all blowers

Zoning

Another potential opportunity to reduce emissions could be through the promotion of "zones," where gas equipment would be prohibited or limited in designated zones, such as those close to schools, parks, etc. This approach, known as "greenzoning," is currently being pioneered in Los Angeles County. Greenzoning could potentially be included as a part of the Healthy Air Living outreach program to individual businesses, schools, cities, and counties. A related option could be limiting gas powered equipment use in certain zones to designated days of the week, similar to days allowed to water residential yards. This approach was recently adopted by the city of Burlingame for leaf blower use only. Cleaner electric equipment would have an advantage by still being able to be operated on the days or areas that gas powered equipment is limited. This strategy would also be a win-win by reducing noise nuisances in neighborhoods and

near schools. The District could provide model ordinances to cities and counties to adopt to assist them in implementing this type of measure.

Non-Regulatory Actions

There are no recommendations for new incentive or technology advancement programs at this time. The recommendation is to continue to run the *Clean Green Yard Machine Residential Lawn Mower Incentive Program*, as well as evaluate the commercial lawn care equipment technologies capable of reducing emissions in the Valley that were demonstrated as a part of the *Cordless Zero-Emission Commercial Lawn and Garden Equipment Demonstration Program*. The District, along with the technology demonstrators, submitted their Cordless Zero-Emission Commercial Lawn and Garden Equipment evaluation to ARB in June 2013.

Evaluation Findings

Even though lawn and garden equipment are not a significant source of PM_{2.5}, NO_x, or SO_x in the Valley, the District has evaluated all potential control technologies and all control technologies achieved in practice in other areas or included in other state implementation plans. The District cannot establish new engine standards; therefore, it is recommended the District continue current incentive programs in order to close the emissions gap and accelerate the use of zero emissions technology, ultimately exceeding both BACM and MSM requirements for this source category. As the District continues to develop new attainment plans that address more stringent National Ambient Air Quality Standards, the District will continue to evaluate potential opportunities to reduce emissions from lawn and garden equipment in the Valley.

C.32 SC 002 ENERGY EFFICIENCY**Source Category**

This category does not include specific emissions inventory sources in the Valley, but rather the opportunity to reduce emissions from all Valley sectors through the promotion of energy efficiency and conservation measures. Generally, emissions reductions could be obtained from reductions in electrical power generation or fuel through the implementation of such measures. Potential areas of focus include residential and commercial buildings, manufacturing and industrial facilities, agricultural operations, and oil/gas production and processing facilities.

Additional Emission Reduction Opportunities

Energy use is not a regulated activity; however, emissions from the generation of electricity are regulated at power plants. Overall, electricity generation in California is relatively clean when compared to emission factors (criteria pollutants and greenhouse gases (GHG)) from other states. California has been on the forefront of developing renewable energy sources, and has implemented regulations to ensure cleaner non-renewable energy. Whereas coal-fired electricity generation provides a significant percentage of electricity in other parts of the country, especially the eastern states, California relies more heavily on natural gas-fired power plants, which have lower emission rates for criteria pollutants and GHGs.

California imports 30% of its electricity from surrounding states (2010 data from California Energy Commission (CEC)). The state's four major utility companies use this electricity, as well as resources from around the state to supply continuous, reliable electricity to its customers. The inter-related nature of California's electricity transmission leads to a complex relationship between local energy efficiency programs and emissions reductions. Energy dispatch for needed demand is time and market dependent; the closest plant does not necessarily supply energy to the closest demand. In some cases, peak energy demand is met for areas outside the Valley, including Los Angeles and San Diego, with marginal (peaker) power plants within the Valley. Likewise, Valley demand may be met with electricity from marginal power plants outside the Valley. To complicate matters, which marginal plant is used can depend on the time of day, the minute-by-minute energy market, or other highly variable factors.

In 2010, the CEC commissioned an evaluation of energy usage and potential reductions from energy efficiency and renewable energy measures. Using sophisticated dispatch modeling, Synapse Energy Economics Inc. (Synapse) was able to estimate NO_x emissions reductions for renewable energy and energy efficiency projects within California and within each of the four major utility companies.⁸⁹ In preliminary model runs, Synapse showed that approximately 45 pounds of NO_x could be reduced for each gigawatt of displaced base load electricity. Likewise, 76 pounds of NO_x could be

⁸⁹ Synapse Energy Economics, Inc. for CEC Public Interest Energy Research (PIER) Program. CEC-500-2011-XXX. (2011, May). *Emission Reductions from Renewable Energy and Energy Efficiency in California Air Quality Management Districts: Final Project Report (Draft)*.

reduced for each gigawatt of displaced peak load electricity displaced by targeted energy efficiency efforts during peak demand hours.

In 2012, EPA released a roadmap manual⁹⁰ to assist state, tribal, and local air agencies with quantifying and including emissions reductions from energy efficiency and renewable energy in State Implementation Plans (SIPs). The document focuses on emission benefits from energy policies and programs in the electric power sector. The complex nature of electricity transmission and dispatch, combined with import and export of electricity into and out of the District and California, will require sophisticated energy modeling to pinpoint emissions reductions attributable to potential energy efficiency and renewable energy control measures.

The District's involvement in energy efficiency and renewable energy is guided by its Regional Energy Efficiency Strategy (REES), which was adopted in January 2010.⁹¹ This policy document identifies the District's commitment to fostering energy efficiency and clean energy alternatives as opportunities for emissions reductions. The District has initiated several projects that exemplify this policy guidance.

Non-Regulatory Actions

The District currently has incentive and technology advancement programs aimed at reduced energy use in the Valley. To date, the projects include the following:

- The administration of approximately \$4 million in federal and state Energy Efficiency and Conservation Block Grant funds made available to 37 small jurisdictions in the Valley. The majority of the funding was used to retrofit municipal facilities with lighting and other cost effective energy efficiency retrofits, resulting in about 1.8 M kWh of electricity savings per year.
- The funding of an innovative pilot program to assess the potential to operate more efficiently, thus saving money and using less energy.
- The funding of an outreach program showing governmental and service organizations the benefits of "going green." This program started in Stockton through the Stockton Chamber of Commerce, and with the District's help has expanded to the central and southern San Joaquin Valley.
- The allocation of \$4 million for the District's Technology Advancement Program. Two of the three focus areas for FY 2014–2015 are renewable energy and waste solutions, which take into account energy efficiency.

While there are no recommendations for new incentive programs at this time, the District will continue supporting existing incentive and technology advancement programs.

⁹⁰ EPA. (2012) *Incorporating Energy Efficiency/Renewable Energy in State and Tribal Implementation Plans*. Retrieved July 10, 2012 from <http://www.epa.gov/airquality/eere/>.

⁹¹ SJVAPCD. (2010). *Approval of the District's Regional Energy Efficiency Strategy*. Memorandum to the SJVAPCD Governing Board. Public Hearing, January 21, 2010. Retrieved from [http://www.valleyair.org/Board meetings/GB/agenda minutes/Agenda/2010/January/Agenda Item 7 Jan 21 2010.pdf](http://www.valleyair.org/Board%20meetings/GB/agenda%20minutes/Agenda/2010/January/Agenda%20Item%207%20Jan%2021%202010.pdf).

Evaluation Findings

The District has evaluated all potential control technologies and all control technologies achieved in practice in other areas or included in other state implementation plans. The District cannot regulate energy use; therefore, it is recommended the District continue current incentives and technology advancement programs in order to close the emissions gap and accelerate the use of energy efficient technologies. As the District continues to develop new attainment plans that address more stringent National Ambient Air Quality Standards, the District will continue to evaluate potential opportunities for improving energy efficiency to reduce emissions in the Valley.

C.33 SC 003 FIREWORKS**Source Category**

This category consists of fireworks sold and/or used in the Valley. This includes consumer fireworks for home displays, as well as professional products for use by licensed operators in public displays.

Emissions Inventory

The emissions inventory for this category has not been quantified.

How would District SC 003 compare with federal and state rules and regulations?**Federal Regulations**

There are no EPA CTG, ACT, NSPS, NESHAP, or MACT requirements for this source category.

State Regulations

The following state regulations apply to sources covered under SC 003:

- California Health and Safety Code, Section 12500 – 12759 (Law)
- Title 19, California Code of Regulations, Chapter 6 (Regulation)

How would District SC 003 compare to rules in other air districts?

There are no references to the use of fireworks or pyrotechnics for entertainment purposes in BAAQMD, SMAQMD, or VCAPCD.

SCAQMD

- Rule 219 (Equipment not Requiring a Written Permit Pursuant to Regulation II)

Rule 219 exempts pyrotechnic equipment, special effects, or fireworks paraphernalia equipment used for entertainment purposes from permit requirements.

- Rule 444 (Open Burning)

Fireworks and fireworks displays and pyrotechnics used for creation of special effects at theme parks are excluded from the open burning requirements of Rule 444.

- Rule 401 (Visible Emissions)
- Rule 402 (Nuisance)

Rules 401 and 402 do not explicitly exempt fireworks displays.

Additional Emission Reduction Opportunities

Fireworks usage in the Valley is limited to occasional displays at a small number of entertainment venues (minor league sporting events, for example) and Independence Day (July 4th). On July 4th, with widespread consumer fireworks use, the Valley's air

monitors typically show peak PM_{2.5} concentrations for several hours on the evening of July 4th and into July 5th. These hourly PM_{2.5} concentrations are much higher than normal PM_{2.5} concentrations during the summer, although 24-hour average PM_{2.5} concentrations on July 4th and 5th do not always go above the level of EPA's standard. In addition, exceedances of the air quality standard due to fireworks qualify as an exceptional event under federal regulations and, with proper documentation and EPA concurrence, do not count against an area's attainment status.⁹² However, the clear relationship between fireworks activity and ambient PM_{2.5} levels; the location of emissions in populated areas; and the fact that the PM_{2.5} species associated with fireworks are health-impacting metals and carbons all demonstrate the value of reducing emissions from fireworks as part of the District's Health-Risk Reduction Strategy. Fireworks emissions are reduced by limiting the use of fireworks. For several years, the District has utilized public education to inform residents of the risks associated with firework emissions, and the dangers to sensitive populations. Enhancements to future outreach efforts may include partnering with other state and local agencies' outreach efforts.

Despite the strong public affinity for July 4th fireworks, many parts of the country are moving away from pyrotechnic fireworks displays and towards laser light-based shows – particularly in regions with severe drought conditions and extreme fire danger. According to the International Laser Display Association, laser-light-based shows are gaining popularity steadily as more and more communities are moving in this direction. Several companies in California and throughout the country are engaged in the business of incorporating laser-light based shows into 4th of July celebrations.

Some fireworks are lower-emitting than others. Disneyland Theme Park started using a patented air launch pyrotechnics system in 2004 to reduce noise and pollution. Use of such a system appears to be limited, and is likely most effective in situations where fireworks displays are frequent enough to justify the cost and permanent installation.

Non-Regulatory Action

In 2012, the District launched an incentive program for municipal laser-light shows to replace fireworks displays. Due to timing, the District was unable to fund shows that year, and has yet to reevaluate the program for implementation in future years.

On August 16, 2012, the District's Governing Board voted to adopt a position in opposition of California Senate Bill (SB) 1468 (Calderon), which would have allowed for the sale of safe and sane fireworks during the period of December 6th to January 2nd for two years, as a pilot for considering whether such an expanded use of fireworks should continue. This legislation would have thus expanded the use of fireworks to winter months when the Valley experiences stagnant conditions that trap particulates for extended periods of time. Given the potential for extreme adverse impact to public health, the District opposed SB 1468. Ultimately, the bill was not enacted, likely for

⁹² 40 CFR 50.14 (b)(2), (2011). *Treatment of Air Quality Monitoring Data Influenced by Exceptional Events*.

financial reasons associated with the data collection and analysis associated with the bill.

Evaluation Findings

The District has evaluated all potential emission reduction opportunities for fireworks achieved in practice in other areas or included in other SIPs. As the District continues to develop new attainment plans that address more stringent National Ambient Air Quality Standards, the District will continue to evaluate potential opportunities to reduce emissions from fireworks in the Valley.

C.34 SC 004 SAND AND GRAVEL OPERATIONS**Source Category**

Particulate matter emissions from sand and gravel operations occur as excavated aggregate material is conveyed, screened, crushed, and stored.

Emissions Inventory

Pollutant	2012	2013	2014	2015	2016	2017	2018	2019	2020
<i>Annual Average - Tons per day</i>									
PM2.5	0.09	0.10	0.10	0.10	0.10	0.11	0.11	0.11	0.11
NOx	0.00	0.00	0.00	0.00	0.00	0.00	0.00	0.00	0.00
SOx	0.00	0.00	0.00	0.00	0.00	0.00	0.00	0.00	0.00
PM2.5	0.09	0.09	0.10	0.10	0.10	0.11	0.11	0.11	0.11
NOx	0.00	0.00	0.00	0.00	0.00	0.00	0.00	0.00	0.00
SOx	0.00	0.00	0.00	0.00	0.00	0.00	0.00	0.00	0.00

As detailed in Chapter 5, the significance thresholds for source categories for the purpose of evaluating the application of BACM and MSM requirements are 4.0 tons per day (tpd) for PM2.5 dust, 13.1 tpd for NOx, and 1.0 tpd for SOx. As identified in the above table, emissions from sand and gravel operations are lower than the BACM/MSM significance thresholds. Therefore, the Clean Air Act does not require a control measure evaluation for this source category for the purpose of satisfying BACM/MSM requirements; however, the District has still conducted a full control measure evaluation for sand and gravel operations.

How would District SC 004 compare with federal and state rules and regulations?**Federal Regulations**

There are no EPA CTG, ACT, NESHAP, and MACT requirements for this source category.

NSPS

- 40 CFR Part 60, Section 111 of the Clean Air Act (40 FR 58416)

State Regulations

There are no state regulations applicable to this source category.

How would District SC 004 compare to rules in other air districts?

There are no analogous rules for this source category in in BAAQMD, SMAQMD, or VCAPCD.

SCAQMD

- Rule 1157 (PM10 Emission Reductions from Aggregate and Related Operations)
- Rule 403 (Fugitive Dust)

The District evaluated the requirements contained within SCAQMD's Rules 1157 and 403 and found no requirements that were more stringent than those already in District Rules 8011, 2201, and 4101.

Additional Emission Reduction Opportunities

Generally, sand and aggregate materials are wet or moist when handled and emissions are often negligible. For processes where water is not an appropriate method for minimizing emissions, baghouse and filter technology and achieved-in-practice controls are generally sufficient to limit visible dust emissions to less than 20 percent opacity, as required by District Rule 8011 (General Requirements for Regulation VIII) and District Rule 4101 (Visible Emissions).

While other districts have specific rules for aggregate and related operations (SCAQMD Rule 1157), the ultimate limits for dust emissions is the same as opacity and visible emissions standards used for District operations. SCAQMD provides guidance for specific activities (e.g. loading, conveying, crushing, screening, and storage), but the emissions limits are the same as the District's limits. The District reviews any new or modified stationary source under Rule 2201 (New and Modified Stationary Source Review), which in most cases will trigger BACT requirements, thus requiring operators to apply the best controls to reduce emissions during operational activities including crushing, screening, and conveying.

Evaluation Findings

Even though sand and gravel operations are not a significant source of PM_{2.5}, NO_x, or SO_x in the Valley, the District has evaluated all potential control technologies and all control technologies achieved in practice in other areas or included in other state implementation plans. As demonstrated above, Rules 2201, 8011 and 4101 currently have in place the most stringent measures feasible to implement in the Valley and therefore meet or exceed both BACM and MSM requirements for this source category. As the District continues to develop new attainment plans that address more stringent National Ambient Air Quality Standards, the District will continue to evaluate potential opportunities to reduce emissions from sand and gravel operations in the Valley.

C.35 SC 005 ASPHALT/CONCRETE OPERATIONS**Source Category**

This source category includes emissions from asphalt and concrete production operations. Cement concrete production includes cement manufacturing and concrete production. There are only a few cement plants in California, but none within the Valley. However, many operations contribute to potential emissions associated with concrete production, which include the blending of cement powder, water, sand, and coarse aggregate. Similarly, there are operations producing asphalt concrete, which is primarily used for paving parking lots and on-road surfaces and is commonly made by hot-mixing asphalt with size-graded aggregate in drums or batches. If a cement production plant were to be built within the Valley, it would be reviewed and evaluated under District Rule 2201 (New and Modified Stationary Source Review) and would trigger BACT requirements for equipment and processes associated with the production of cement.

Emissions Inventory

Source	2012	2013	2014	2015	2016	2017	2018	2019	2020
Annual Average - Tons per day									
Mineral Processes – PM2.5	0.82	0.84	0.86	0.89	0.92	0.94	0.97	0.99	1.01
Mineral Processes – NOx	0.20	0.20	0.21	0.22	0.22	0.23	0.24	0.24	0.25
Mineral Processes – SOx	0.36	0.37	0.38	0.40	0.41	0.42	0.43	0.44	0.45
Mineral Processes – VOC	0.22	0.22	0.23	0.24	0.24	0.25	0.26	0.26	0.27
Asphalt Mixing and Application – VOC only	0.76	0.76	0.76	0.76	0.77	0.77	0.77	0.77	0.78
Winter Average - Tons per day									
Mineral Processes – PM2.5	0.79	0.81	0.84	0.86	0.89	0.91	0.94	0.96	0.98
Mineral Processes – NOx	0.18	0.18	0.19	0.19	0.20	0.20	0.21	0.21	0.22
Mineral Processes – SOx	0.35	0.36	0.37	0.38	0.39	0.40	0.42	0.42	0.43
Mineral Processes – VOC	0.20	0.20	0.21	0.21	0.22	0.23	0.23	0.24	0.24
Asphalt Mixing and Application – VOC only	0.76	0.76	0.76	0.76	0.77	0.77	0.77	0.77	0.77

The emissions inventory table above illustrates that the PM2.5, NOx, and SOx emissions from asphalt/concrete operations occur during the mineral processes for asphalt/concrete production. Asphalt mixing and application processes only generate VOC emissions, which occur via off-gassing. There would be NOx emissions from the combustion equipment used for asphalt mixing and application; however, those emissions are accounted for in District Rule 4309 (Dryers, Dehydrators, and Ovens) and off-road equipment.

As detailed in Chapter 5, the significance thresholds for source categories for the purpose of evaluating the application of BACM and MSM requirements are 1.4 tons per day (tpd) for PM2.5 combustion, 13.1 tpd for NOx, and 1.0 tpd for SOx. As identified in the above table, emissions from asphalt/concrete operations are lower than the BACM/MSM significance thresholds. Therefore, the Clean Air Act does not require a

control measure evaluation for this source category for the purpose of satisfying BACM/MSM requirements; however, the District has still conducted a full control measure evaluation for asphalt/concrete operations.

How would SC 005 compare with federal and state rules and regulations?

Federal Regulations

There are no EPA CTG, ACT, or MACT requirements for this source category.

NSPS

- 40 CFR 60 Subpart OOO (Standards of Performance for Nonmetallic Mineral Processing Plants)
- 40 CFR 60 Subpart I (Standards of Performance for Hot Mix Asphalt Facilities)
- 40 CFR 60 Subpart UU (Standards of Performance for Asphalt Processing and Asphalt Roofing Manufacturing)

The District evaluated the requirements contained within the above NSPSs and found no requirements that were more stringent than those already in Rules 4101 (Visible Emissions), 2201 (New and Modified Stationary Source Review), and 4309 (Dryers, Dehydrators, and Ovens).

NESHAP

- 40 CFR 63 Subpart LLLLL (Asphalt Processing and Asphalt Roofing Manufacturing for Major Sources)
- 40 CFR 63 Subpart AAAAAAA (Asphalt Processing and Asphalt Roofing Manufacturing for Area Sources)

The District evaluated the requirements contained within the above NESHAPs and found no requirements that were more stringent than those already in Rule 4101 (Visible Emissions), Rule 2201 (New and Modified Stationary Source Review), and Rule 4309 (Dryers, Dehydrators, and Ovens).

State Regulations

There are no state regulations applicable to this source category.

How would SC 005 compare to rules in other air districts?

There are no analogous rules for this source category in BAAQMD, SMAQMD, and VCAPCD.

SCAQMD

- Rule 1157 (PM10 Emission Reductions from Aggregate and Related Operations)

The District evaluated the requirements contained within SCAQMD Rule 1157 and found no requirements that were more stringent than those already in District Rule 4101 (Visible Emissions), Rule 2201 (New and Modified Stationary Source Review), and Rule 4309 (Dryers, Dehydrators, and Ovens).

- Rule 403 (Fugitive Dust)

The District evaluated the requirements contained within SCAQMD Rule 403 and found no requirements that were more stringent than those already in District Rules 4101 (Visible Emissions), 2201 (New and Modified Stationary Source Review), and 4309 (Dryers, Dehydrators, and Ovens).

Additional Emission Reduction Opportunities

Liquid asphalt is unworkable at ambient temperatures, so most asphalt mixtures are manufactured, spread, and compacted at temperatures higher than 300°F (>150°C) to temporarily reduce the viscosity, thereby making the mixture workable. Working at these high temperatures produces greenhouse gases and other criteria and hazardous air pollutant emissions, in addition to creating an undesirable working environment. These emissions are minimized by achieved-in-practice controls meeting the opacity requirements of District Rule 4101 (Visible Emissions) and Rule 2201 (New and Modified Stationary Source Review). Additionally, new technologies allowing for warm-mix asphalt techniques provide better emissions control at lower temperatures.

Achieved-in-Practice Controls for Concrete and Asphalt Processes

For concrete production operations, achieved-in-practice controls include baghouses for screens, crushers, and concrete weight batchers; bin vent filters for concrete and fly ash silos; and water spray for other emissions points. For asphalt operations, achieved-in-practice controls include oil mist collectors and “blue smoke” control with electrostatic precipitators or filter packs. Dryers used for drying aggregate in the asphalt production process are regulated under District Rule 4309 (Dryers, Dehydrators, and Ovens), which limits NOx and CO to 4.3 and 42 ppmv, respectively, for gaseous-fuel fired units.

Warm-mix Asphalt (WMA)

Asphaltic concrete, or pavement, is used worldwide for road construction. An asphaltic concrete mix consists of aggregate and liquid asphalt. Liquid asphalt, also termed asphalt cement, is a natural hydrocarbon substance primarily derived from the heaviest part of petroleum crude oil. The aggregate, which is basically rocks of different size, angularity, and hardness, is bound with the liquid asphalt to make the strongest and most durable pavement combination for expected road conditions.

The performance of liquid asphalt depends on the chemistry of the crude oil source and how it was refined. The physical properties of the liquid asphalt can also be adjusted with various additives, such as polymers or hydrated lime. The performance of the aggregate depends on the physical chemistry of the rock as well as its shape and size. The performance of the final asphalt mixture depends on the quality and proportions of the components and the quality of the construction. Asphalt pavements are typically 95% by weight aggregate and 5% asphalt binder.⁹³

⁹³ MyAsphaltPavingProject.Com. (2011). “What are the Specifications?” Retrieved from <http://www.myasphaltpavingproject.com/whatisasphalt/what-are-the-specifications/>.

The high viscosity⁹⁴ inherent to liquid asphalt makes it suitable for paving projects, but requires added heat during mixing and application. Liquid asphalt is unworkable at ambient temperatures, so most asphalt mixtures are manufactured, spread, and compacted at temperatures higher than 300°F (>150°C) to temporarily reduce the viscosity, thereby making the mixture workable. Working at these high temperatures produces greenhouse gases and other criteria and hazardous air pollutant emissions, in addition to creating an undesirable working environment.⁹⁵

Heating and mixing takes place at a batch or drum plant where dry, and sometimes heated, aggregate is mixed with heated liquid asphalt. Once mixed, the asphalt is loaded into trucks and transported to a job site where a paver lays the asphalt mix. The laid asphalt mix is then compacted with rollers to reduce air voids.

European and American companies have developed several techniques, collectively known as warm-mix asphalt (WMA), to increase the workability of asphalt by lowering the viscosity at temperatures as much as 100°F below that of hot-mix asphalt (HMA). WMA was introduced in Europe in 1997 and in the United States (U.S.) in 2002. Techniques for WMA include the use of mechanical methods, specifically foaming and water injection, and the use of organic or chemical additives. Mechanical methods may require some plant modifications, but the use of additives can, in most cases, be accommodated using existing plant and production technology. In all cases however, WMA technologies may require more finesse in controlling moisture in the aggregate and in the overall system operation, such as tuning of the burner to run efficiently at lower temperatures. Improper burner adjustment can cause the burner to not add enough air to burn all the fuel and may cause mix contamination.

Mechanical methods for WMA have been shown to reduce the production temperature by 25-90°F. These methods include, but are not limited to, adding water-containing products, water-based foaming processes, and using hot coarse aggregate mixed with wet sand. Chemical additives for WMA have been shown to reduce the production temperature by 59-86°F. The additives include, but are not limited to, organic wax, chemical packages, cationic surfactants, surface-active agents, processing aids, and polymers. Additive dosages range from 0.2% to 3% by mass or weight.⁹⁶

WMA has shown potential for reducing emissions associated with the production of asphalt for paving projects when compared to HMA. Lower temperatures required for production, storage, transport, and application translates to lower fuel consumption, which in turn reduces the criteria air pollutant emissions associated with combustion. In a 2013 California Department of Transportation (Caltrans) report⁹⁷, WMA was

⁹⁴ Viscosity is a material's resistance to gradual deformation when stress is applied.

⁹⁵ Rubio et al. (2013). "Comparative Analysis of Emissions from the Manufacture and Use of Hot and Half-Warm Mix Asphalt." *Journal of Cleaner Production*, 41, 1-6.

⁹⁶ Rubio et. al. (2012). "Warm-mix Asphalt: An Overview". *Journal of Cleaner Production*, 24, 76-84.

⁹⁷ Caltrans. (2013, April). *Caltrans Activities to Address Climate Change: Reducing Greenhouse Gas Emissions and Adapting to Impacts*. Retrieved from:

http://www.dot.ca.gov/hq/tpp/offices/orip/climate_change/documents/Caltrans_ClimateChangeRprt-Final_April_2013.pdf

recognized as potentially yielding 25–35% fuel savings and thus contributing to a significant level of emissions reductions from manufacturing, mixing, and laying the asphalt.

Asphaltic concrete production plants are regulated by District Rule 2201 (New and Modified Stationary Source Review Rule), Rule 4301 (Fuel Burning Equipment), Rule 4309 (Dryers, Dehydrators, and Ovens), and Rule 4641 (Cutback, Slow Cure, and Emulsified Asphalt, Paving and Maintenance Operations), which have all been approved by EPA to meet or exceed RACT requirements.

Benefits of WMA

The use of WMA was initially promoted as a means of reducing emissions from road projects, especially in nonattainment areas⁹⁸. However, after extensive research and numerous case studies, the potential benefits of WMA have expanded beyond reduced emissions. Benefits include, but are not limited to the following:

- **Improved performance:** WMA improves workability and ease of compaction, which is critical to long-term performance of the mixture.⁹⁹
- **Energy Savings:** By lowering the production, storage, transport, and application temperatures, manufacturers require less energy to heat aggregate and liquid asphalt. Energy savings could potentially offset the added cost of additives or needed modifications to plants, especially where energy costs are high. Reduced plant temperatures may also cause less wear on plant equipment, thus reducing plant maintenance costs.¹⁰⁰
- **Increased Capacity for Reclaimed Asphalt Pavement:** WMA allows for higher percentages of reclaimed asphalt pavement (RAP) to be used in the mixture with no effect on ultimate pavement performance. The use of RAP is less expensive than producing an asphalt mixture from raw materials, and additional savings can be generated from avoiding landfill disposal or recycling fees.
- **Potential Cost Savings:** Fuel savings, increase in reclaimed asphalt pavement content, and reductions in fuel and labor during the process of installing WMA translate to reduced costs for WMA projects. One cost assessment indicated \$3,000-\$6,000 in savings per lane mile.¹⁰¹ Life cycle assessments have shown reduced agency costs, user costs, and environmental costs.

⁹⁸ St. Martin P.E., J., California Asphalt Pavement Association. (2013, March 28). "Warm-mix Asphalt. Presentation to the League of California Cities Public Works Officers Institute. Sacramento, California." Retrieved from <http://www.cacities.org/UploadedFiles/LeagueInternet/f2/f257a42c-2d27-47d1-a641-068a32289b71.pdf>.

⁹⁹ MyAsphaltPavingProject.Com. (2011). "What are the Specifications?" Retrieved from <http://www.myasphaltpavingproject.com/whatisasphalt/what-are-the-specifications/>.

¹⁰⁰ Caltrans. (2013, April). *Caltrans Activities to Address Climate Change: Reducing Greenhouse Gas Emissions and Adapting to Impacts*. Retrieved from: http://www.dot.ca.gov/hq/tpp/offices/orip/climate_change/documents/Caltrans_ClimateChangeRprt-Final_April_2013.pdf

¹⁰¹ Leng & Al-Qadi. Illinois Center for Transportation, University of Illinois at Urbana-Champaign, Champaign, Illinois. (2011). "Comparative Life Cycle Assessment between Warm SMA and Conventional SMA."

- **Extended paving season:** A smaller difference between the asphalt temperature and ambient temperature reduces the rate of cooling, which means paving can take place during colder weather.
- **Longer transport time:** Lower temperatures required for storage allow the asphalt to be transported to more remote locations and introduces more flexibility in transportation schedules.
- **Shorter cooling time:** The lower temperature allows cooling to take place in a shorter time, increasing the project completion rate and opening roads to traffic more quickly.
- **Safer working conditions:** VOC and other hazardous emissions are significantly reduced with WMA, as is a potential burn hazard.

Potential Emissions Reductions from WMA

As previously mentioned, WMA production has the potential to reduce combustion emissions by reducing the amount of energy (fuel) needed to heat aggregate and liquid asphalt. While fuel savings have been reported to be from 20% to over 50% for some WMA technologies, U.S. studies have reported burner fuel savings of zero to 30%, with 15% to 25% being typical.¹⁰² These fuel savings translate into reductions in criteria pollutants, such as NOx.

European studies have documented the reduction of NOx emissions associated with the use of WMA. The table below summarizes the range of NOx emission reductions expected from the use of WMA; however, actual emissions reductions for U.S. production of WMA will vary depending on the fuel used for combustion, control technology, and local regulations.

Table C-36 NOx Emission Reductions for Warm-mix Asphalt

	Vaitkus et al. ^{103,104}	Larsen, O.R. ¹⁰⁵	D'Angelo et al. ¹⁰⁶	Evotherm ¹⁰⁷
NO_x Reduction	60–70%	62%	60–70%	58%

The emissions inventory for asphaltic concrete production in the Valley includes emissions from asphalt plants, dryers, storage piles, and vehicle traffic. As evidenced by the emissions inventory table for this source category, the NOx emissions from this source category are extremely small. In addition, only 88% of these NOx emissions are

¹⁰² California Asphalt Pavement Association. (2013, March 28). "Warm-mix Asphalt. Presentation to the League of California Cities Public Works Officers Institute. Sacramento, California." Retrieved from <http://www.cacities.org/UploadedFiles/LeagueInternet/f2/f257a42c-2d27-47d1-a641-068a32289b71.pdf>.

¹⁰³ Vaitkus, A., Cygas, A., Laurinavicius, A. Perveneckas, Z. (2009a). Analysis and Evaluation of possibilities for the use of Warm Mix Asphalt in Lithuania. The Baltic Journal of Road and Bridge Engineering, 4(2), 80–86.

¹⁰⁴ Vaitkus, A., Vorobjovas, V. Ziliut, L. (2009b). The Research on the Use of Warm Mix Asphalt for Asphalt Pavement Structures. Road Department, Vilnius Gediminas Technical University, Vilnius, Lithuania.

¹⁰⁵ Larson, O.R. (2001). Warm Asphalt Mix with Foam—WAM™FOAM. International Road Federation, 2001 Partie B: Themes Techniques, S.00469. Kolo Veidekke, Norway.

¹⁰⁶ Vaitkus et al., 2009a,b.

¹⁰⁷ Evotherm® (2010, March). Stack Emissions & Jobsite Fumes Reductions using Evotherm® Warm Mix Asphalt. Available at: <http://www.meadwestvaco.com/mwv/groups/content/documents/document/mwv017395.pdf>

from production processes, as about 12% of these emissions account for associated vehicle traffic.¹⁰⁸

Feasibility of WMA

As more tests and case studies are run in the U.S., WMA is proving to perform as effective as or better than HMA. Caltrans and the University of California Pavement Research Center have been evaluating WMA technology and its performance by testing rutting and cracking performance, moisture sensitivity, durability, aging, emissions, and stability of multiple types of WMA production.¹⁰⁹ WMA has so far been shown to have equal or better overall performance compared to HMA, less smoke and odor, and increased workability.¹¹⁰

The use of WMA in the U.S. has been growing steadily since the first test section was completed in 2004. Caltrans use of WMA has grown from laying about 67,000 tons of WMA between 2006 and 2009, to just over 2 million tons by 2012.¹¹¹ To further encourage the use of WMA, in June 2012 Caltrans issued a directive that provided guidance for implementing a contractor-requested option to use an approved WMA technology to encourage the use of WMA by contractors.¹¹² On a national scale, there are estimates that while 19.2 million tons of WMA had been placed by 2009 that value has increased to an estimated 500 million tons per year in 2013.¹¹³ WMA is even being used in situations where safety is looked at closely, such as airport runways for Boston Logan and Chicago O'Hare airports.

WMA is on the uptake and will become more widely used over time. The U.S. Department of Transportation Federal Highway Administration (FHWA) has chosen WMA for rapid deployment under its *Every Day Counts* (EDC) initiative. In 2013, 30% of paving in the U.S. was WMA, and FHWA has a goal that by 2015, half of all the asphalt used in the U.S. will be WMA.¹¹⁴ As a result of these efforts, the use of WMA is continuing to grow in the Valley with the current backing from state and national transportation agencies.

Despite the technological feasibility of using WMA as a substitute for HMA, the cost of converting equipment to produce WMA remains a potential barrier to adoption. Certain facilities would incur more costs than others to employ this technology. More research into the capital costs of converting production equipment is needed to determine

¹⁰⁸ EPA, 2000, Table 1; excludes mobile source emissions; average for batch and drum plants

¹⁰⁹ St. Martin P.E., J., California Asphalt Pavement Association. (2013, March 28). "Warm-mix Asphalt. Presentation to the League of California Cities Public Works Officers Institute. Sacramento, California." Retrieved from <http://www.cacities.org/UploadedFiles/LeagueInternet/f2/f257a42c-2d27-47d1-a641-068a32289b71.pdf>.

¹¹⁰ Rubio, M.C., Martínez, G., Baena, L. & Moreno, F. (2012). Warm Mix Asphalt: An Overview. *Journal of Cleaner Production*, 24, 76–84. doi:10.1016/j.jclepro.2011.11.053

¹¹¹ St. Martin, 2013.

¹¹² California Department of Transportation (Caltrans). (2012, June 7). Contractor Option for Use of Warm Mix Asphalt Technologies in Hot Mix Asphalt. Available at: <http://www.dot.ca.gov/hq/construct/CPDirectives/CPD12-2.pdf>

¹¹³ St. Martin, 2013.

¹¹⁴ St. Martin P.E., J., California Asphalt Pavement Association. (2013, March 28). Warm Mix Asphalt. Presentation to the League of California Cities Public Works Officers Institute. Sacramento, California. Available at: <http://www.cacities.org/UploadedFiles/LeagueInternet/f2/f257a42c-2d27-47d1-a641-068a32289b71.pdf>

whether WMA is cost effective for asphalt production facilities in the Valley. In addition, some applications may not be suitable for WMA. Just as with HMA use and application, WMA use is not a one-size-fits-all product. Continued studies and field tests are showing which product, mix, and application are best for specific uses and conditions.

While the benefits of WMA are far-reaching, more research into the capital costs associated with converting production equipment to handle WMA and other feasibility issues is still needed to fully determine whether WMA would be feasible and cost effective to require for all Valley asphalt production facilities. Therefore, as discussed in Chapter 8 (Commitment to Leave No Stone Unturned to Evaluate Additional Opportunities), the District is committing to further evaluate warm mix asphalt for additional opportunities.

Cutback Asphalt

District Rule 4641 (Cutback, Slow Cure, and Emulsified Asphalt, Paving and Maintenance Operations) contains an exemption for the use of cutback (medium cure) asphalt where the National Weather Service official forecast of the high temperature for the 24-hour period following application is below 50°F. The use of cutback asphalt results in VOC emissions, which do not contribute significantly to the formation of PM_{2.5}. As such, this is not a potential emission reduction opportunity for this 2015 PM_{2.5} Plan. Although the use of cutback asphalt has declined in recent years, Rule 4641 maintains the exemption based on the following:

- The exemption for cutback asphalt during colder ambient temperatures, which occurs during winter (non-ozone) season, is analogous to EPA's Blue Book on Cutback and Emulsified Asphalt recommended seasonal exemptions (i.e. outside of the ozone season).
- During colder ambient temperatures, VOCs do not evaporate rapidly, especially from medium cure asphalt that is limited by Rule 4641 to no more than 5% organic compounds that evaporate at 500°F.
- Road construction and road repairs using asphalt are very minimal during the colder winter months, except for emergency road repairs. In addition, during winter months, the Valley experiences the majority of rainfall, including long periods of fog. In these conditions, asphalt will not properly cure or harden due to the increased moisture on the surfaces or areas where asphalt is applied and therefore, this type of activity is minimal.

Evaluation Findings

Although asphalt/concrete operations are not a significant source of PM_{2.5}, NO_x, or SO_x in the Valley, the District evaluated the feasibility of all potential emissions reductions measures for this source category. As demonstrated in the above control measure evaluation, existing District regulations for this source category (Rules 4309 and 4641) currently implement BACM and MSM for these sources.

In addition, as discussed above, WMA is potentially a viable alternative to HMA and the benefits obtained by switching from HMA to WMA have contributed to the fast growing use of WMA throughout California and the Valley. FHWA's goal of achieving 50% of

WMA paving by 2015 has further accelerated the widespread adoption of this technology throughout the country and will likely further increase the use of WMA in the Valley in future years.

Although current District rules already meet BACM and MSM requirements for this source category, as previously mentioned, the District is committing to further evaluate warm mix asphalt for additional opportunities. See Chapter 8 for more information.

C.36 SC 006 ALMOND HULLING/SHELLING OPERATIONS**Source Category**

This control measure source category would apply to almond hulling and shelling operations. Almonds are harvested from orchards and transported to almond processing facilities, where the almonds are hulled and shelled leaving the nut, or meat. Orchard debris, soil, and pebbles represent 10-25% of the field weight of material brought to the almond processing facility. Clean almond meats are obtained as about 20% of the field weight. Processes for removing the debris and almond hulls and shells are potential sources of air emissions. The Valley harvests 86% of the almonds produced in California. Production has roughly doubled in the last decade, with the 2010/2011 crop year reaching 1.4 billion pounds.¹¹⁵

Emissions Inventory

Pollutant	2012	2013	2014	2015	2016	2017	2018	2019	2020
<i>Annual Average - Tons per day</i>									
PM2.5	0.38	0.39	0.40	0.40	0.41	0.42	0.42	0.43	0.44
NOx	0.00	0.00	0.00	0.00	0.00	0.00	0.00	0.00	0.00
SOx	0.00	0.00	0.00	0.00	0.00	0.00	0.00	0.00	0.00
PM2.5	0.24	0.24	0.24	0.25	0.25	0.26	0.26	0.27	0.27
NOx	0.00	0.00	0.00	0.00	0.00	0.00	0.00	0.00	0.00
SOx	0.00	0.00	0.00	0.00	0.00	0.00	0.00	0.00	0.00

As detailed in Chapter 5, the significance thresholds for source categories for the purpose of evaluating the application of BACM and MSM requirements are 4.0 tons per day (tpd) for PM2.5 dust, 13.1 tpd for NOx, and 1.0 tpd for SOx. As identified in the above table, emissions from almond hulling/shelling operations are lower than the BACM/MSM significance thresholds. Therefore, the Clean Air Act does not require a control measure evaluation for this source category for the purpose of satisfying BACM/MSM requirements; however, the District has still conducted a full control measure evaluation for almond hulling/shelling operations.

How would District SC 006 compare with federal and state rules and regulations?**Federal Regulations**

There are no EPA CTG, ACT, NSPS, NESHAP, and MACT for this source category.

State Regulations

There are no state regulations applicable to this source category.

¹¹⁵ The Tioga Group. (2012). *SJV Nut Industry Profile Preliminary Draft*. Retrieved from <http://www.sjvcogs.org/pdfs/2012/Nut%20Industry%20030612.pdf>.

How would SC 006 compare to rules in other air districts?

There are no analogous rules for this source category in SCAQMD, BAAQMD, VCAPCD, or SMAQMD.

Additional Emission Reduction Opportunities

Evaluation of emission reduction opportunities for almond hulling and shelling operations included a review of ongoing research efforts, and the technological feasibility and cost effectiveness of polytetrafluoroethylene (PTFE) bags.

Ongoing Research Efforts

Research is currently being conducted by Texas A&M University in partnership with almond harvesting equipment manufacturers, almond farmers, United States Department of Agriculture-Natural Resources Conservation Service (USDA-NRCS), and the District to compare “low dust” almond harvesters and an exhaust abatement devices to conventional harvesters in the harvesting of almonds at a Valley farm. No differences were detected in the particle size distribution (PSD) characteristics of PM emitted from each harvester, with the exception of the exhaust abatement device, where large particles were efficiently captured by the cyclone. Emissions of total suspended particulates (TSP) and PM10 trended lower for all new harvesters and were significantly lower for most harvesters. There were significant reductions of PM2.5 ranging from 61-69% observed from the harvesters and a 95% reduction in PM2.5 from the Clean Air Concept cyclone. The results of these tests imply that new harvest technologies are able to reduce PM emissions without affecting product quality.

Polytetrafluoroethylene Bags

District BACT guidelines for almond hullers and shellers require the use of a baghouse, which controls PM by moving the contaminated flow of air through bag type filters. The technology has been achieved in practice in the District. Standard polyester bags are the most commonly used type of bag for baghouses in the almond hulling/shelling industry. A layer of dust (dust cake) collects on the upstream side of these bags and filtering efficiency increases as the layer grows; however, they are not designed to provide high PM2.5 control. On the other hand, membrane type bags treated with polytetrafluoroethylene (PTFE) contain extremely small pores and filtering occurs on the bag surface instead of in a dust cake. These types of filters are capable of controlling 99.9%¹¹⁶ of PM2.5 emissions, whereas baghouses with polyester bags control PM2.5 emissions by 95-99%.¹¹⁷

The costs of using baghouses with PTFE bags rather than standard polyester bags were calculated. The pressure drop across polyester and PTFE bags is about the same so there should not be a significant increase in electrical costs by using one bag over another. Additionally, existing baghouses would not require modifications to accommodate PTFE bags so the increased cost lies solely in the cost of the bags. A

¹¹⁶ EPA, Control Technology Center, Verified Technologies. (2012) *Baghouse: PTFE Filters*. Retrieved February 19, 2015 from <http://www.baghouse.com/products/dust-collector-filters/baghouse-filter/ptfe-filters/>.

¹¹⁷ Roberts, C. (2009). *Information on Air Pollution Control Technology for Woody Biomass Boilers*. Northeast States for Coordinated Air Use Management and the EPA Office of Air Quality Planning and Standards.

PTFE bag typically costs \$23, whereas a polyester bag costs \$12. The lifetime of both bags is approximately 2 years. The following cost differential was calculated, with knowledge that some facilities in the Valley have up to 2-3 baghouses, each with 500 bags. District permits also require facilities to have replacement bags accounting for 10% of the total number of bags; therefore 550 bags will be used for the following calculations.

Additional Costs for Using PTFE Bags

$$550 \text{ bags} \times (\$23/\text{PTFE bag} - \$12/\text{polyester bag}) / 2 \text{ years} = \mathbf{\$3,025/\text{year}} \text{ (per baghouse)}$$

$$3 \text{ baghouses} \times \$3,025/\text{year} = \mathbf{\$9,075/\text{year}} \text{ (for 3 baghouses)}$$

Potential PM2.5 Emission Reductions from Using PTFE Bags

The control efficiency for PM2.5 for polyester bags is assumed to be equivalent to the control efficiency for PM10.

$$(99.9\% \text{ control efficiency from PTFE bags} - 99\% \text{ control efficiency of polyester bags}) \\ = 0.9\% \text{ additional control efficiency}$$

$$2015 \text{ emission inventory is } 0.40 \text{ tons/day} \\ (0.40 \text{ tons/day PM}_{2.5}) \times (0.9\% \text{ additional control from using PTFE bags}) \\ = \mathbf{0.0036 \text{ tons/day reduced}}$$

$$(0.0036 \text{ tons/day reduced from using PTFE bags}) \times (365 \text{ days/year}) \\ = \mathbf{1.314 \text{ tons/year reduced}}$$

Potential Cost Effectiveness of Using PTFE Bags

101 baghouses in the Valley

$$(101 \text{ baghouses}) \times (\text{PTFE bag costs } \$3,025/\text{year}) = \mathbf{\$305,525/\text{year}}$$

$$(\$305,525/\text{year}) / (1.314 \text{ tons/year reduced}) = \mathbf{\$232,515.22/\text{ton}}$$

The cost effectiveness of replacing polyester bags was also calculated at the lower end of the emission control efficiency scale (95%) with the PTFE bags to determine what a more conservative cost effectiveness analysis would reveal; the cost effectiveness from 95% polyester bags to 99.9% PTFE bags is \$42,706.88/ton PM2.5 reduced.

Although the initial annual capital cost may seem relatively low; in terms of cost effectiveness, PTFE bags are not a cost effective alternative to standard bags. The additional control efficiency gains are in the fractions of tons of incremental emissions reductions. Additionally, as mentioned above, the emission inventory used in these calculations (0.40 tons/day PM2.5) includes the emissions of both almond hulling and

pistachio hulling, meaning the actual inventory is smaller, and making the actual cost effectiveness even higher than calculated.

The cyclone is another technology in common use at Valley facilities for PM control in almond hulling/shelling; however, like baghouses with polyester bags, the technology primarily provides PM10 control. Additionally, cyclones typically achieve 80-85% control efficiency. Approximately 37 facilities in the Valley use cyclones to control PM emissions. Therefore, if these facilities were required to replace cyclones with baghouses, the cost effectiveness would be as follows:

Potential PM2.5 Emission Reductions for Replacing Cyclones with Baghouses with PTFE Bags

The PM2.5 control efficiency for cyclones is assumed to be equivalent to the control efficiency for PM10

$$(99.9\% \text{ control efficiency of baghouse} - 85\% \text{ control efficiency of cyclone}) \\ = 14.9\% \text{ additional control efficiency}$$

$$\begin{aligned} & 2015 \text{ emission inventory is } 0.40 \text{ tons/day} \\ & (0.40 \text{ tons/day PM}_{2.5}) \times (14.9\% \text{ control with use of baghouse}) \\ & = \mathbf{0.0596 \text{ tons/day reduced}} \end{aligned}$$

$$\begin{aligned} & (0.0596 \text{ tons/day reduced}) \times (365 \text{ days/year}) \\ & = \mathbf{21.754 \text{ tons/year reduced}} \end{aligned}$$

Potential Cost Effectiveness for Replacing Cyclones with Baghouses with PTFE Bags

37 facilities to install baghouses at a minimum of \$150,000 each

With a 10 year amortization factor and 10% interest, the annualized cost for a \$150,000 baghouse would be:

$$(0.1627 \text{ CRF}) \times (\$150,000) = \mathbf{\$24,405/year}$$

$$(37 \text{ facilities}) \times (\text{capital cost of baghouse } \$24,405/year) = \mathbf{\$902,985/year}$$

$$(\$902,985/year) / (21.754 \text{ tons/year reduced}) = \mathbf{\$41,508.92/ton}$$

Replacing the existing cyclones with baghouses with PTFE bags would cost \$41,508.92/ton, which does not include additional costs of installation, electrical system upgrades, ductwork, demolition or disposal of the cyclone. Therefore, replacing cyclones with baghouses is not a cost effective control option. As previously stated, the emissions inventory used in these calculations (0.40 tons/day PM2.5) includes the emissions of both almond hulling and pistachio hulling, meaning the actual inventory is smaller, and making the actual cost effectiveness even higher than stated.

Evaluation Findings

Even though almond hulling/shelling operations are not a significant source of PM_{2.5}, NO_x, or SO_x in the Valley, the District has evaluated all potential control technologies and all control technologies achieved in practice in other areas or included in other state implementation plans. As demonstrated above, current control techniques have in place the most stringent measures feasible to implement in the Valley and therefore meet or exceed both BACM and MSM requirements for this source category. As the District continues to develop new attainment plans that address more stringent National Ambient Air Quality Standards, the District will continue to evaluate potential opportunities to reduce emissions from almond hulling/shelling operations in the Valley.

C.37 SC 007 PISTACHIO HULLING/SHELLING OPERATIONS**Source Category**

This control measure source category would apply to pistachio hulling and shelling operations within the Valley. Pistachio hulling operations are permitted under the same permit with the pistachio receiving and pre-cleaning portions of the operation. These operations use 1D-3D cyclones to control PM emissions from the pre-cleaning portion of the process, which is the Best Available Control Technology (BACT) standard. Typically pistachio processing equipment, located after the pre-cleaning section and prior to the pistachio dryers, is of a wet-process design; PM emissions from this portion of the operation are assumed to be negligible. California produces 98.5% of U.S. pistachios and production has expanded greatly in the last decade. Pistachio acreage doubled between 1997 and 2010, and production looks like it will continue to increase in the near future.¹¹⁸ In the interest of identifying every possible strategy to reduce PM_{2.5} emissions, pistachio hulling and shelling operations were evaluated for potential opportunities to reduce emissions; see the discussion below.

Emissions Inventory

The emissions inventory for this category is included as a part of the emissions inventory for the control measure source category for almond hulling. Refer to the emission inventory table presented in SC 006 for this combined inventory.

How would District SC 007 compare with federal and state rules and regulations?**Federal Regulations**

There are no EPA CTG, ACT, NSPS, NESHAP, or MACT requirements for this source category.

State Regulations

There are no state regulations applicable to this source category.

How would SC 007 compare to rules in other air districts?

There are no analogous rules for this source category in SCAQMD, BAAQMD, SMAQMD, or VCAPCD.

Additional Emission Reduction Opportunities

Pistachio shelling operations are served by a baghouse, which is the industry standard for shelling operations. While there is no specific BACT guideline for shelling operations, baghouses are typically attributed to a PM_{2.5} control efficiency of 95-99%. As discussed above in SC 006 (Almond Hulling/Shelling Operations), polytetrafluoroethylene (PTFE) bags have the potential to provide additional PM_{2.5} control when used in baghouses but are not cost effective due to the already high

¹¹⁸ The Tioga Group. (2012). *SJV Nut Industry Profile Preliminary Draft*. Retrieved from <http://www.sjvcogs.org/pdfs/2012/Nut%20Industry%20030612.pdf>.

control efficiency of existing practices. Refer to SC 006 (Almond Hulling/Shelling Operations) for the cost effectiveness analysis.

Unlike almonds which are shaken on the ground and vacuumed off the soil during harvesting, pistachios are caught with a canvas catcher before they hit the ground, which allows for a very small amount of dust and debris in addition to the pistachios. Much of the PM emissions associated with the processing of pistachios occur during the pre-cleaning stage, which is controlled by cyclones. The hulling stage is a wet process as the nuts are floated on water; PM emissions from this portion of the operation are assumed to be negligible. At this time, the District's analysis indicates that there are no feasible opportunities for additional emission reduction regulatory strategies for this source category.

Evaluation Findings

Even though pistachio shelling operations are not a significant source of PM_{2.5}, NO_x, or SO_x in the Valley, the District has evaluated all potential control technologies and all control technologies achieved in practice in other areas or included in other state implementation plans. While there is no specific rule or guideline for pistachio shelling, the industry-standard baghouse operation described above meets or exceeds both BACM and MSM requirements. As the District continues to develop new attainment plans that address more stringent National Ambient Air Quality Standards, the District will continue to evaluate potential opportunities to reduce emissions from pistachio shelling operations in the Valley.

C.38 SC 008 AGRICULTURAL MATERIAL SCREENING/SHAKING OPERATIONS**Source Category**

This control measure source category would be applicable to the handling and processing of agricultural materials in biomass, composting, and other agricultural material handling facilities.

Emissions Inventory

The emissions inventory for this category is accounted for in other control measure source categories. Refer to Appendix B for the emissions inventory.

How would District SC 008 compare with federal and state rules and regulations?**Federal Regulations**

There are no EPA CTG, ACT, NSPS, NESHAP, and MACT requirements for this source category.

State Regulations

There are no state regulations applicable to this source category.

How would District SC 008 compare to rules in other air districts?

There are no analogous rules for this source category in BAAQMD, SMAQMD, or VCAPCD.

SCAQMD

- Rule 1131.1 (Chipping and Grinding Activities)

The District evaluated the requirements contained within SCAQMD 1131.1 and found no requirements that were more stringent than those already in New Source Review Rule 2201.

Additional Emission Reduction Opportunities

District analysis of potential emission reduction opportunities includes an evaluation of the efficacy of wet suppression systems and enclosing conveyors and transfer points.

Wet Suppression System

A wet suppression system can achieve between 40-65% control of PM_{2.5}.¹¹⁹ In a wet suppression system, water is generally applied to all emissions units, transfer points, and raw material stockpiles to ensure that adequate moisture is provided to the operation to successfully reduce PM emissions. No emissions would be reduced by requiring a wet suppression system because this control is currently in use at all identified facilities in the Valley and would be required at any new facility triggering BACT under the New Source Review Rule 2201.

¹¹⁹ Environmental Protection Agency [EPA]. (1995). *Compilation of Air Pollutant Emission Factors, Table B.2-3*.

Enclosed Conveyors and Transfer Points

Enclosing conveyors and transfer points to limit the emissions of PM is a practice used in addition to water spray at seven facilities in the Valley. This control option would potentially reduce emissions at the drop or transfer points on the conveyors. However, in addition to the control efficiency of enclosed conveyors being unknown, conveyors are already operated so that they move very slowly to avoid entraining dust and limit visible emissions. Therefore, the potential to reduce emissions is minimal and reduced emissions would not be quantifiable.

Evaluation Findings

The District has evaluated all potential control technologies and all control technologies achieved in practice in other areas or included in other state implementation plans. As demonstrated above, current business practices have in place the most stringent measures feasible to implement in the Valley and therefore meet or exceed both BACM and MSM requirements for this source category. As the District continues to develop new attainment plans that address more stringent National Ambient Air Quality Standards, the District will continue to evaluate potential opportunities to reduce emissions from agricultural material screening/shaking operations in the Valley.

C.39 SC 009 TUB GRINDING**Source Category**

This control measure source category would apply to operations using a tub grinder for agricultural material processing. Tub grinders are used to grind organic materials such as wood and agricultural materials for biomass fuel processing facilities, composting facilities, landscape material manufacturing (e.g. wood bark, mulch, etc.), or agricultural waste grinding (e.g. orchard removal, land clearing, etc.). These units are typically powered by diesel-fired internal combustion engines (ranging from 100 horse power (hp) to 1,600 hp) and mounted on wheels to be transportable, which allows the units to be towed to the jobsite where the piles of material are to be ground. In addition, these units may also be self-propelled and track-mounted; in this case the diesel engine powering the equipment is also used for motive power and is exempt from District permits since it is considered to be mobile equipment. The diesel engines powering the transportable units are subject to District Rule 4702 (Internal Combustion Engines) and Best Available Control Technology (BACT) Guideline 3.2.11. This control measure source category discussion addresses the particulate matter (PM) emissions from the loading, grinding, and conveying of the process materials.

Emissions Inventory

Emissions generated by the engines of the tub grinders are accounted for as a part of the inventory for District Rule 4702 (Internal Combustion Engines). The fugitive particulate emissions from these units are accounted for as a part of the stationary and area source emissions inventory. See Appendix B.

How would District SC 009 compare with federal and state rules and regulations?**Federal Regulations**

There are no EPA CTG, ACT, NSPS, NESHAP, and MACT requirements for this source category.

State Regulations

There are no state regulations applicable to this source category.

How would SC 009 compare to rules in other air districts?

There are no analogous rules for this source category in BAAQMD, SMAQMD, or VCAPCD.

SCAQMD

- Rule 1131.1 (Chipping and Grinding Activities)

The District evaluated the requirements contained within SCAQMD Rule 1131.1 and found no requirements that were more stringent than those already in District Rules 2201 (New Source Review) and 4101 (Visible Emissions) and BACT guideline 6.4.2.

Additional Emission Reduction Opportunities

Currently, fugitive particulate emissions from transportable and self-propelled tub grinders are controlled with a water sprinkler system during loading, grinding, and unloading of the process materials to prevent visible emissions in excess of 5% opacity per Rule 2201 (New Source Review) and BACT guideline 6.4.2. Water sprinkler systems achieve between 40-65% control of PM_{2.5}.¹²⁰ It is standard practice to use water spray on this type of equipment to meet the visible emission requirements of Rule 4101 (Visible Emissions); therefore, requiring water control for tub grinding operations would not result in additional emission reductions from this source category. A potential control option considered would be to require a baghouse to be installed onto the trailer of the equipment to capture fugitive PM emissions. Due to the large size of the additional equipment required to be installed onto the trailer and the limited space available, a baghouse is not technologically feasible for a transportable unit. No technologically feasible or alternative basic equipment were identified in the District's BACT guidelines.

Evaluation Findings

The District has evaluated all potential control technologies and all control technologies achieved in practice in other areas or included in other state implementation plans. As demonstrated above, Rules 2201, 4101, and District BACT guideline 6.4.2 currently have in place the most stringent measures feasible to implement in the Valley and therefore meet or exceed both BACM and MSM requirements for this source category. As the District continues to develop new attainment plans that address more stringent National Ambient Air Quality Standards, the District will continue to evaluate potential opportunities to reduce emissions from tub grinding in the Valley.

¹²⁰ Environmental Protection Agency [EPA]. (1995). *Compilation of Air Pollutant Emission Factors, Table B.2-3.*

C.40 SC 010 ABRASIVE BLASTING**Source Category**

Abrasive blasting involves the cleaning or preparing of a surface by forcibly propelling a stream of abrasive material against such surface. Abrasive blasting can occur in a confined or an unconfined area, depending on the type of surface or application. Abrasive materials commonly used are walnut shells, various mineral or metal products, garnet, sand or aggregate, slag, steel grit abrasive, or steel shot.

Emissions Inventory

Pollutant	2012	2013	2014	2015	2016	2017	2018	2019	2020
<i>Annual Average - Tons per day</i>									
PM2.5	0.33	0.34	0.35	0.36	0.37	0.38	0.40	0.40	0.41
NOx	0.00	0.00	0.00	0.00	0.00	0.00	0.00	0.00	0.00
SOx	0.00	0.00	0.00	0.00	0.00	0.00	0.00	0.00	0.00
PM2.5	0.33	0.34	0.35	0.36	0.37	0.38	0.39	0.40	0.41
NOx	0.00	0.00	0.00	0.00	0.00	0.00	0.00	0.00	0.00
SOx	0.00	0.00	0.00	0.00	0.00	0.00	0.00	0.00	0.00

As detailed in Chapter 5, the significance thresholds for source categories for the purpose of evaluating the application of BACM and MSM requirements are 4.0 tons per day (tpd) for PM2.5 dust, 13.1 tpd for NOx, and 1.0 tpd for SOx. As identified in the above table, emissions from abrasive blasting are lower than the BACM/MSM significance thresholds. Therefore, the Clean Air Act does not require a control measure evaluation for this source category for the purpose of satisfying BACM/MSM requirements; however, the District has still conducted a full control measure evaluation for abrasive blasting.

How would District SC 010 compare with federal and state rules and regulations?**Federal Regulations**

There are no EPA CTG, ACT, NSPS, NESHAP, or MACT requirements for this source category.

NESHAP/ MACT

- 40 CFR 63, Subpart XXXXXX (National Emission Standards for Hazardous Air Pollutants Area Source Standards for Nine Metal Fabrication and Finishing Source Categories)

The District evaluated the requirements contained within 40 CFR 63, Subpart XXXXXX and found no requirements that were more stringent than those already in District Rule 4102 (Nuisance) and 17 CCR 6 92200 (Opacity) through 92500 (Performance Standards).

State Regulations

The following state regulations apply to sources covered under SC 010:

- 17 CCR 6, Sections 92000-92530 (Abrasive Blasting).

How would District SC 010 compare to rules in other air districts?

No rule from another air district has requirements beyond what is already required in state standards. BAAQMD Regulation 12, Rule 4 (Sandblasting), SCAQMD Rule 1140 (Abrasive Blasting), and VCAPCD Rule 74.1 (Abrasive Blasting) regulate abrasive blasting operations and activities, but all simply conform to the state standards.

Additional Emission Reduction Opportunities

Achieved-in-practice BACT controls for sandblasting include baghouses, filters, or cartridge dust collectors. With such technologies, 99% control efficiency can be achieved. As emissions sources, sandblasting operations within the District are subject to District Rule 4102 (Nuisance) and the standards of 17 California Code of Regulations (CCR) Section 92200 (opacity) and 17 CCR Section 92500 (performance standards such as CARB-certified abrasives).

Opportunities for further emissions reductions are limited because of the CH&SC stipulation that air districts cannot impose stricter rules on sandblasting operations. The District's analysis has determined that there are no feasible opportunities for additional emissions reductions for this source category.

Evaluation Findings

Even though abrasive blasting operations are not a significant source of PM_{2.5}, NO_x, or SO_x in the Valley, the District has evaluated all potential control technologies and all control technologies achieved in practice in other areas or included in other state implementation plans. As demonstrated above, the California Code of Regulations and District Rule 4102 currently provide the most stringent measures feasible to implement in the Valley and therefore meets or exceeds both BACM and MSM requirements for this source category. As the District continues to develop new attainment plans that address more stringent National Ambient Air Quality Standards, the District will continue to evaluate potential opportunities to reduce emissions from abrasive blasting operations in the Valley.

C.41 AMMONIA CONTROLS

Under Subpart 4 of the CAA, regions are required to address ammonia as a precursor in BACM/MSM analyses and other areas of the plan unless EPA determines that ammonia sources do not contribute significantly to PM concentrations. To improve public health while also ensuring effective use of resources, additional ammonia controls should only be required when there is clear scientific evidence that reasonable measures to reduce ammonia emissions would be effective in significantly reducing ambient PM_{2.5} concentrations.

Extensive scientific research and technical analyses (see Appendix A) demonstrate that ammonia reductions do not contribute to the Valley's PM_{2.5} attainment; as such, ammonia does not need to be addressed in this BACM/MSM analysis for the 1997 PM_{2.5} standard. Even though ammonia is an insignificant PM_{2.5} precursor in the Valley, the following analysis shows that the Valley's ammonia emissions have been significantly reduced through stringent regulations, that additional ammonia control measures are infeasible, and that Valley sources currently implement BACM and MSM.

As demonstrated in Appendix B of this *2015 PM_{2.5} Plan*, the three main sources of ammonia emissions in the Valley from stationary and area sources that account for 95% of the Valley's ammonia emissions are as follows (based on 2015 estimates):

- Farming Operations with 198.0 tons per day (tpd),
- Solvent evaporation from Agricultural Fertilizers at 116.3 tpd, and
- Composting Solid Waste Operations at 9.0 tpd.

The following discussion evaluates:

- Confined Animal Facilities (District Rule 4570)
- Agricultural Fertilizers
- Organic Material Composting (District Rule 4566)
- Biosolids, Animal Manure, and Poultry Litter Operations (District Rule 4565)
- Major Sources of Ammonia

Confined Animal Facilities (District Rule 4570)

I. District Rule Description

District Rule 4570, was originally adopted on June 15, 2006 and was most recently amended on October 21, 2010. The purpose of this rule is to limit emissions of volatile organic compounds (VOC) from Confined Animal Facilities (CAF). District Rule 4570 applies to facilities where animals are corralled, penned, or otherwise caused to remain in restricted areas and primarily fed by a means other than grazing for at least 45 days in any twelve-month period. In addition to limiting VOC emissions, District Rule 4570 also includes measures that limit ammonia (NH₃) emissions from these operations; the

required measures have reduced ammonia emissions by over 100 tpd¹²¹ (this reduction is reflected in the emissions inventory data above). The analysis below focuses on how District Rule 4570 limits NH₃ emissions in comparison to other rules and regulations.

A. Types of Confined Animal Facilities

Confined Animal Facilities are used for the raising of animals including, but not limited to, cattle, calves, chickens, ducks, goats, horses, sheep, swine, rabbits, and turkeys, which are corralled, penned, or otherwise caused to remain in restricted areas for commercial agricultural purposes and fed by a means other than grazing. (CH&SC §39011.5 (a)(1)). The major categories of Confined Animal Facilities are listed below.

- Dairy Operations - Dairy operations are those operations producing milk or animals for facilities that produce milk.
- Poultry Operations - Poultry facilities operate either as layer ranches for egg production or as broiler ranches where birds are grown for the fresh meat market.
- Beef Cattle Feeding Operations – Beef cattle facilities are facilities that raise beef cattle (heifers and steers) for their meat.
- Swine Operations – These operations raise pigs for their meat. The production cycle for hogs has three (3) phases: farrowing (giving birth), nursing, and finishing.

B. Rule 4570 Applicability Thresholds

The thresholds for a facility to be classified as a large CAF in the Valley and the thresholds for a facility to be subject to District Rule 4570 are shown in the following table. The large CAF thresholds are based on the definition of a large CAF adopted by ARB as required by California Senate Bill (SB) 700. District Rule 4570 applies to confined animal facilities that have the capacity to house a number of animals equal to or exceeding the Rule 4570 regulatory thresholds, which are lower than the large CAF thresholds for certain facilities.

¹²¹ Appendix F of the Staff Report for the June 2009 re-adoption of Rule 4570, starting on the 329th page of the pdf available here http://www.valleyair.org/Board_meetings/GB/agenda_minutes/Agenda/2009/June/Agenda%20Item_10_June_18_2009.pdf

Rule 4570 Thresholds for Regulation		
Livestock Category	SJVAPCD Large CAF Thresholds	Rule 4570 Regulatory Thresholds
Dairy	1,000 milking cows	500 milking cows
Beef Feedlots	3,500 beef cattle	3,500 beef cattle
Other Cattle Facility	7,500 calves, heifers, or other cattle	7,500 calves, heifers, or other cattle
Poultry Facilities		
Chicken	650,000 head	400,000 head
Duck	650,000 head	400,000 head
Turkey	100,000 head	100,000 head
Swine Facility	3,000 head	3,000 head
Horses Facility	3,000 head	3,000 head
Sheep and Goat Facilities	15,000 head of sheep, goats, or any combination of the two	15,000 head of sheep, goats, or any combination of the two
Any livestock facility not listed above	30,000 head	30,000 head

C. Emission Control Requirements of District Rule 4570

District Rule 4570 requires multiple mitigation measures from the following CAF categories: Dairy, Beef Feedlots, Other Cattle Facilities, Swine Facilities, Poultry facilities, and various other smaller operations. Each of these facilities consists of multiple sources of emissions within the facility. Since these facilities generally cover a large area and have different processes, a single mitigation measure or technology is generally not sufficient to control overall emissions from the facility. Mitigation measures required by Rule 4570 have been tailored for each source of emissions, thereby ensuring that the overall emissions from a facility are reduced. The current methodology in Rule 4570 allows for the greatest overall control from the entire facility.

District Rule 4570 recognized the following five emission sources for all of the CAFs: Feed, Housing, Solid Waste, Liquid Waste, and Land Application of Manure. Rule 4570 requires each CAF to implement a certain number of mitigation measures for each of these sources. District Rule 4570 also distinguishes between the different types of housing configurations (freestall vs open corrals) for cattle and, as such, requires specific mitigation measures for each type of housing. By requiring mitigation measure(s) for each source of emissions at a facility, District Rule 4570 ensures that reductions are achieved throughout the facility.

The following describes some of the mitigation measures and the ways in which these measures reduce ammonia emissions:

- **Nutritional management:** Ammonia emissions result from the decomposition of undigested nitrogen compounds in animal waste. Proper nutritional management, with diets formulated to feed proper amounts of protein, improves nitrogen utilization by the animal, reducing production of ammonia from animal waste.

- Increased cleaning and removal of manure and litter from animal housing areas: Because animal waste is the primary source of ammonia emissions, increased removal of waste from animal housing areas will reduce emissions by reducing the exposed area. Proper management of the waste will stabilize the nitrogen compounds in the waste, which will reduce the rate that these compounds are converted to ammonia that can be lost to the atmosphere. In addition, ammonia is highly soluble in water; therefore, when a flush system is used, ammonia emissions will be reduced because much of the ammonia will dissolve in the water rather than volatilize to the air.
- Incorporation of manure into fields: Incorporation of manure in fields reduces volatilization of gaseous pollutants by minimizing the amount of time that the manure is exposed to the atmosphere. Once the waste has been incorporated into the soil, VOCs and ammonia are absorbed onto soil particles, providing the opportunity for these soil microbes to oxidize these compounds into carbon dioxide, water, and nitrates.

One area to which some of these rules may apply is silage and silage-based total mixed ration (TMR) used as feed for cattle. Research has demonstrated that silage and TMR are one of the largest sources of VOC emissions at cattle facilities but are not significant sources of NH₃ emissions, which primarily results from the animal waste at CAFs; therefore, the measures that specifically apply to management of silage and TMR will not be discussed in detail in this analysis.

II. How does District Rule 4570 compare with federal rules and regulations?

A. EPA-Control Technique Guidelines (CTG)

There is no EPA CTG guidance document for confined animal facilities.

B. EPA - Alternative Control Technology (ACT)

There is no EPA ACT guidance document for confined animal facilities.

C. Standards of Performance for New Stationary Sources (NSPS)

There is no NSPS guidance document for guidance document for confined animal facilities.

D. National Emission Standards for Hazardous Air Pollutants (NESHAPs) and Maximum Achievable Control Technologies (MACTs)

There is no NESHAP guidance document for confined animal facilities.

III. How does District Rule 4570 compare to rules in other air districts?

As the largest agricultural area in California, the District took the lead in devising a list of mitigation measures for the various emission sources during the initial development of

District Rule 4570. This list of mitigation measures was essentially utilized, almost identically, by all air districts in their rules. However, during the last amendments to District Rule 4570, all of the mitigation measures were reevaluated in light of the latest available science. In comparison to the previous version of the rule, the current rule lowered threshold limits to bring in additional CAFs, requires additional mitigation measures, clarified previous mitigation measures, and added additional monitoring, testing, and recordkeeping to improve enforceability.

The following California air district rules were compared to District Rule 4570:

- SCAQMD Rule 223, adopted June 2, 2006
- SCAQMD Rule 1127, adopted August 6, 2004
- BAAQMD Regulation 2 Rule 10, adopted July 19, 2006
- VCAPCD Rule 23 (Exemptions), amended April 8, 2008
- SMAQMD Rule 496, adopted August, 24, 2006
- Imperial County APCD (ICAPCD) Rule 217 and Policy Number 38, adopted October 10, 2006
- Butte County AQMD (BCAQMD) Rule 450, adopted December 21, 2006

Idaho Administrative Procedure Act (IDAPA) 58.01.01 Sections 760-764 was also compared with District Rule 4570 and the analysis is shown below.

It is important to note that only District Rule 4570, SMAQMD Rule 496, and SCAQMD Rule 1127 are prohibitory rules. For this reason, these rules include detailed recordkeeping as well as monitoring and testing requirements. Generally, the level of detail in a prohibitory rule is absent from permits rules because the purpose of a permit rule is different from the purpose of a prohibitory rule.

A. SCAQMD Rule 223

Applicability/Exemption/Large CAF Definition

SCAQMD Rule 223 was adopted on June 2, 2006 and has not been amended.

SCAQMD Rule 223 applies to large CAFs as defined by ARB. District Rule 4570 defines large CAFs the same way except for large CAFs for horses. District Rule 4570 defines a large CAF for horses as having at least 3,000 head, whereas SCAQMD Rule 223 defines a large CAF for horses as having at least 2,500 head. There are currently no CAFs in the Valley with the capacity to house at least 2,500 horses and no CAFs for horses in the Valley are expected to exceed this threshold in the foreseeable future.

In addition to applying to large CAFs, District Rule 4570 lowers the applicability thresholds for the following CAFs:

- Dairies – from 1,000 milk cows to 500 milk cows
- Broilers/Ducks and Layers – from 650,000 birds to 400,000 birds

Therefore, Rule 4570 is more stringent regarding applicability.

Requirements for Dairy CAFs

Feed Mitigation Measures

District Rule 4570 has seven mitigation measures for feed and two mitigation measures for silage. Operators must implement four mandatory feed mitigation measures and chose another one from a list of three, for a total of five mitigation measures required for feed. In the SCAQMD rule, there are nine feed mitigation measures, from which the operator must implement five. Both rules require selection of five mitigation measures for feed, excluding silage, but four of the five feed mitigation measures are mandatory in District Rule 4570. Therefore, overall District Rule 4570 is more stringent.

Milk Parlor Mitigation Measures

The milk parlor mitigation measures for SCAQMD includes one Class One and one Class Two mitigation measure. District Rule 4570 contains the same mitigation measures included in the SCAQMD rule as Class One and has removed the Class Two mitigation measures due to infeasibility; see the Staff Report for the October 21, 2010 amendments to Rule 4570 for more detail. Therefore, both rules will be considered identical in this category.

Freestall Mitigation Measures

District Rule 4570 has five mitigation measures, two of which are mandatory. The facility is also required to choose one additional mitigation measure from the remaining three. SCAQMD Rule 223 has eight Class One mitigations measures, from which facilities are required to implement at least two. District Rule 4570 requires one additional mitigation measure; therefore, District Rule 4570 is more stringent.

SCAQMD Rule 223 has three Class One mitigation measures that require increased frequency in comparison to the corresponding District Rule 4570 measures: (*inspect water pipes and troughs and repair leaks; remove animal waste that is not dry from individual cow freestall beds; and rake, harrow, scrape, or grade bedding in freestalls*). The South Coast rule requires pipes and troughs to be inspected daily, and manure from freestall beds to be removed daily, whereas District Rule 4570 does not require inspection of pipes and troughs in freestall barns. In the Valley, the majority of freestall barns use flush systems for manure management and may also use misters or water sprays to keep animals cool; therefore, inspection of the pipes and troughs in the freestall barns was determined to be irrelevant since this is already a wet system. SCAQMD Rule 223 requires freestall beds to be raked/harrowed/graded at least twice every seven days, whereas District Rule 4570 requires this measure to be carried out once every 7 days for large dairies and once every 14 days for medium dairies.

Although, SCAQMD Rule 223 has a higher frequency for these measures, the emissions generated from these sources are not significant, including the reductions achieved from the overall dairy. In addition, the CAF stakeholders have questioned the cost effectiveness of a daily frequency.

Corral Mitigation Measures

District Rule 4570 has nine mitigation measures, six of which are mandatory. The facility is also required to choose one additional mitigation measure from the remaining three. SCAQMD Rule 223 has 14 Class One mitigation measures and two Class Two mitigation measures, from which facilities are required to choose at least six. District Rule 4570 requires one additional mitigation measure; therefore, District Rule 4570 is more stringent.

SCAQMD Rule 223 has one Class One mitigation measure (*inspect water pipes and troughs and repair leaks*) that require increased frequency in comparison to the corresponding District Rule 4570 measure. SCAQMD Rule 223 requires this measure to be carried out daily, whereas District Rule 4570 requires it to be carried out only once every seven days. Although, SCAQMD Rule 223 has a higher frequency for this measure, the difference in the emissions reductions from the two frequencies is not expected to be significant.

Solid Waste and Separated Solids Mitigation Measures

District Rule 4570 contains only two mitigation measures, from which operators are required to choose at least one. SCAQMD Rule 223 has three Class One mitigation measures and three Class Two mitigation measures, from which facilities are required to choose at least two.

Available studies have indicated that NH₃ emissions from stored solid waste and separated solids pile to be a very small fraction of total NH₃ emissions at dairies. Since the NH₃ emissions from solid manure account for a very small fraction of emissions from the overall dairy, there would not be a significant increase in NH₃ emission reductions if more measures are required from this category.

Liquid Waste Mitigation Measures

District Rule 4570 has four mitigation measures, from which operators are required to choose at least one. SCAQMD Rule 223 has five Class One mitigation measures and five Class Two mitigation measures, from which operators are required to choose at least one. Since only one measure is required by both rules, the rules are similar in stringency.

Manure Land Application Mitigation Measures

District Rule 4570 has two mitigation measures required out of six optional measures. SCAQMD Rule 223 has four mitigation measures, from which

facilities are required to choose at least two. All the mitigation measures are similar in stringency.

Requirements for Poultry CAFs

There is a large degree of variability in the manure management practices, housing techniques, and potential feeding practices for the different type of poultry operations in the Valley. Due to these differences, District Rule 4570 separates poultry CAFs into the following categories: 1) layers and 2) broilers, ducks, and turkeys.

Although on the surface the poultry requirements results in fewer mitigation measures compared to the other rules, the segregating of the types of poultry has allowed the mitigation measures to be tailored specifically to the type of poultry operation. In addition, all measures for poultry in District Rule 4570 are now mandated rather than left as options. Due to this reconfiguration and taking into consideration the latest science, the District Rule 4570 requirements for poultry are more stringent than SCAQMD Rule 223.

Requirements for Other CAF Categories

In addition to dairy and poultry CAF mitigation measures discussed above, District Rule 4570 provides specific mitigation measures for beef cattle feedlots, other cattle, and swine CAFs. SCAQMD Rule 223 does not address mitigation measures for these additional CAF categories. For these types of large CAFs, District Rule 4570 is more stringent.

Requirements – Suspension and Substitution of Mitigation Measures

Both rules allow the temporary suspension of a mitigation measure upon the determination by a certified veterinarian or nutritionist that such a suspension is necessary for animal health purposes. The District must be notified within 48 hours, and a new measure must be implemented if the suspension is expected to last longer than 30 days. In addition, both rules allow for substitution of one mitigation measure with an equivalent or more stringent one with the submission of the appropriate information. Therefore, the suspension and substitution requirements of both rules are equally stringent.

Conclusion – Comparison with South Coast AQMD Rule 223

Based on the analysis of the CAF categories in District Rule 4570 and SCAQMD Rule 223, it is clear that District Rule 4570 is more stringent than SCAQMD Rule 223. There are differences in the frequency with which some mitigation measures are to be implemented. However, as stated earlier, many of these sources are a small portion of a dairy's overall emissions. The amended version of District Rule requires facilities to choose more mitigation measures and makes several mitigation measures mandatory.

District Rule 4570 also provides mitigation for more CAF categories (beef feedlots, other cattle, and swine) that are not addressed by SCAQMD Rule 223, and also has much more detailed recordkeeping requirements to demonstrate implementation of selected mitigation measures. In addition, SCAQMD recently identified District Rule 4570 as the most stringent rule for this source category in their ozone Reasonably Available Control Technology (RACT) Demonstration.¹²²

B. SCAQMD Rule 1127

Applicability/Exemption/Large CAF Definition

SCAQMD Rule 1127 was adopted on August 4, 2004 and has not been amended.

SCAQMD Rule 1127 applies to dairies with 50 or more cows, heifers, and/or calves. The rule applies to dairy farms and related operations such as heifer and calf farms and the manure produced on them. By comparison, District Rule 4570 applies to dairy CAFs with at least 500 milking cows, but applies to more than just manure-handling operations. Although the SCAQMD Rule has a lower applicability threshold, the overall control effectiveness of Rule 1127 when compared to District Rule 4570, is far less stringent.

Requirements for Dairy CAFs

Milking Parlor and Freestall Mitigation Measures

For the milking parlor, the District rule has one mandatory mitigation measure. District Rule 4570 has five mitigation measures for freestalls, two of which are mandatory. The facility is also required to choose one additional mitigation measure from the remaining three to implement. SCAQMD Rule 1127 does not address these operations. Therefore, overall District Rule 4570 is more stringent than SCAQMD Rule 1127.

Corral Mitigation Measures

District Rule 4570 has nine mitigation measures, six of which are mandatory. The facility is also required to choose one additional mitigation measure from the remaining three. SCAQMD Rule 1127 has eight mitigation measures, from which facilities are required to choose at least six. The mitigation measures required by SCAQMD Rule 1127 specify the removal of manure from the corrals, the minimization of water in the corrals, and the cleaning schedule and cleaning strategy for the corrals. While the mitigation measures in the two rules are not

¹²² South Coast Air Quality Management District (June 6, 2014). Reasonably Available Control Technology Demonstration. <http://www.aqmd.gov/docs/default-source/Agendas/Governing-Board/2014/2014-jun6-031.pdf?sfvrsn=2>

phrased the same way, they cover similar requirements. District Rule 4570 requires one additional measure; therefore, Rule 4570 is more stringent.

Solid Waste, Separated Solids, and Liquid Waste, and Manure Land Application Mitigation Measures

District Rule 4570 has two mitigation measures for solid waste/separated solids, from which operators are required to choose at least one. For liquid waste, District Rule 4570 has four mitigation measures for liquid waste, from which operators are required to choose at least one. District Rule 4570 has two mitigation measures for land application of manure required out of six optional measures. SCAQMD Rule 1127 states that manure removed must be either treated at an approved manure processing operation, or applied on agricultural land with local approval. SCAQMD Rule 1127 does not specify different mitigation measures for solid waste, separated solids, or liquid waste. District Rule 4570 has specific mitigation measures for each of these operations; therefore, it is able to better target the reduction of emissions from these the different operations. District Rule 4570 is therefore as stringent as or more stringent than SCAQMD Rule 1127.

Requirements for Other CAFs

District Rule 4570 provides specific mitigation measures for beef cattle feedlots, other cattle facilities, poultry facilities, and swine facilities. SCAQMD Rule 1127 does not address mitigation measures for these additional CAF categories. Therefore, District Rule 4570 is more stringent for this category.

Requirements – Suspension and Substitution of Mitigation Measures

SCAQMD Rule 1127 provides one exemption per year from one of the corral clearings required every 90 days if the moisture content in the corrals is greater than 50%. The operator is required to notify SCAQMD 30 days before the required cleaning, and test moisture content weekly. If moisture content is still above 50% when the cleaning is due, the operator may claim the exemption.

In comparison, District Rule 4570 allows an operator to temporarily suspend any mitigation measure as long as the suspension is recommended by a licensed veterinarian or animal nutritionist on the basis of animal health. The operator must notify the District within 48 hours prior to the suspension. If the suspension is expected to last longer than 30 days, then the operator must submit a new mitigation plan that identifies a new mitigation measure to be implemented in place of the suspended one.

District Rule 4570's exemption under this category is much more stringent because it is only a temporary suspension that cannot exceed 30 days, whereas SCAQMD Rule 1127's exemption may be permanent, without any requirement to substitute another measure.

Therefore, in this category of mitigation measure suspensions/substitutions, District Rule 4570 is more stringent than SCAQMD Rule 1127.

Testing, Monitoring, Recordkeeping Requirements

Both SCAQMD Rule 1127 and District Rule 4570 require monitoring, record keeping and source testing as appropriate and sufficient to provide evidence of each mitigation measure being implemented.

In addition to recordkeeping, Rule 1127 requires an annual report of manure being shipped out from the dairy. No annual reporting is required by Rule 4570. Rule 1127 requires records be retained for 3 years for minor sources and 5 years for major sources, whereas Rule 4570 requires records be retained for five years for all sources.

Overall, the monitoring, testing and recordkeeping requirements are similar for both rules.

Conclusion – Comparison with SCAQMD Rule 1127

For dairy CAFs, District Rule 4570 is more stringent than SCAQMD Rule 1127. District Rule 4570 requires emission reductions from additional emission categories - milk parlors, freestall barns, and liquid manure - that are not addressed by SCAQMD Rule 1127 as well as requiring emission reductions from CAFs from other animal species. As mentioned above, the current version of District Rule 4570 requires facilities to choose more mitigation measures and makes several mitigation measures mandatory. District Rule 4570 also provides specific mitigation measures for beef cattle feedlots, other cattle, poultry, and swine CAFs, while SCAQMD Rule 1127 does not. District Rule 4570 is therefore more stringent than SCAQMD Rule 1127.

C. BAAQMD Regulation 2 Rule 10 (Rule 2-10)

BAAQMD Rule 2-10 is a permit rule. As such, it has fewer specifics about large CAFs than District Rule 4570, which is a prohibitory rule.

Applicability/Exemption/Large CAF Definition

BAAQMD Rule 2-10 was adopted on July 19, 2006 and has not been amended.

BAAQMD Rule 2-10 applies to large CAFs as defined by ARB. District Rule 4570 defines large CAFs the same way except for large CAFs for horses. District Rule 4570 defines a large CAF for horses as having at least 3,000 head, whereas BAAQMD Rule 2-10 defines a large CAF for horses as having at least 2,500 head. There are currently no CAFs in the Valley with the capacity to house at least 2,500 horses and no CAFs for horses in the Valley are expected to exceed this threshold in the foreseeable future.

In addition to applying to large CAFs, District Rule 4570 lowers the applicability thresholds for the following CAFs:

- Dairies – from 1,000 milk cows to 500 milk cows
- Broilers/Ducks and Layers – from 650,000 birds to 400,000 birds

Therefore, Rule 4570 is more stringent regarding applicability.

Requirements for CAFs

The BAAQMD permit conditions must implement control measures that represent Reasonably Available Control Technology (RACT) to reduce emissions of VOC, NO_x and PM from the facility. BAAQMD Rule 2-10 requires RACT mitigation measures rather than the more stringent BARCT controls required by District Rule 4570 as specifically noted in the BAAQMD staff report for their rule. District staff previously contacted BAAQMD staff and verified that there is no list of RACT mitigation measures in place should a large CAF apply for a permit. In this respect, District Rule 4570 is more stringent than BAAQMD Rule 2-10.

Testing, Monitoring, Recordkeeping Requirements

District Rule 4570 requires records to be maintained and retained for at least five years, whereas BAAQMD Rule 2-10 requires records to be retained for three years. District Rule 4570 therefore has a more stringent record retention requirement.

District Rule 4570 requires facilities not subject to the mitigation measure requirements to maintain sufficient records to demonstrate their exemption status. Facilities subject to the mitigation measure requirements must maintain sufficient records to demonstrate implementation of each mitigation measure selected. Facilities must also maintain animal population records. BAAQMD Rule 2-10 requires the maintenance of animal population records but does not require specific records needed to demonstrate implementation of each mitigation measure selected. District Rule 4570 is therefore more stringent in the type of records that must be maintained.

Conclusion – Comparison with Bay Area AQMD Regulation 2 Rule 10

District Rule 4570 requires facilities to choose specific mitigation measures and makes several mitigation measures mandatory. In addition, District Rule 4570 has lower applicability thresholds for dairies, chickens, and ducks. Based on this information and the discussion above, District Rule 4570 is far more stringent than BAAQMD Rule 2-10.

D. VCAPCD Rule 23 – Exemptions from Permit

In response to California Senate Bill (SB) 700, VCAPCD revised its “Exemptions from Permit” rule to remove an exemption for agricultural operations, including CAFs. VCAPCD does not have a specific rule for CAFs. In its staff report for the rule revision, VCAPCD staff noted that no facilities in their jurisdiction would meet the “large CAF” definition and there was no expectation that a large CAF would move into the area in the foreseeable future; therefore, no separate CAF rule was necessary.

Applicability/Exemption/Large CAF Definition

VCAPCD Rule 23 adopted ARB’s definition of large CAFs. District Rule 4570 defines large CAFs the same way except for large CAFs for horses. District Rule 4570 defines a large CAF for horses as having at least 3,000 head, whereas VCAPCD Rule 23 defines a large CAF for horses as having at least 2,500 head. There are currently no CAFs in the Valley with the capacity to house at least 2,500 horses and no CAFs for horses in the Valley are expected to exceed this threshold in the foreseeable future.

In addition to applying to large CAFs, District Rule 4570 lowers the applicability thresholds for the following CAFs:

- Dairies – from 1,000 milk cows to 500 milk cows
- Broilers/Ducks and Layers – from 650,000 birds to 400,000 birds

Therefore, Rule 4570 is more stringent regarding applicability.

Requirements for CAFs

There are no facilities that would trigger the large CAF threshold within Ventura County, as stated in the VCAPCD staff report for amending Rule 23. The VCAPCD New Source Review Rule does not list mitigation measures for large CAFs. Instead, BACT would be triggered by a new CAF that met the “large CAF” definition or BACT would be triggered if an existing CAF expanded operations enough to meet the “large CAF” definition. At that point, VCAPCD staff would determine BACT for the CAF.

Conclusion – VCAPCD Rule 23

VCAPCD does not have a specific rule for CAFs; therefore, District Rule 4570 is more stringent.

E. SMAQMD Rule 496

Like District Rule 4570, SMAQMD Rule 496 is a prohibitory rule, meaning that there are detailed requirements for operators.

Applicability/Exemption/Large CAF Definition

SMAQMD Rule 496 was adopted on August 24, 2006 and has not been amended.

SMAQMD Rule 496 applies to large CAFs as defined by ARB. District Rule 4570 defines large CAFs the same way except for large CAFs for horses. District Rule 4570 defines a large CAF for horses as having at least 3,000 head, whereas SMAQMD Rule 496 defines a large CAF for horses as having at least 2,500 head. There are currently no CAFs in the Valley with the capacity to house at least 2,500 horses and no CAFs for horses in the Valley are expected to exceed this threshold in the foreseeable future.

In addition to applying to large CAFs, District Rule 4570 lowers the applicability thresholds for the following CAFs:

- Dairies - 1,000 milk cows to 500 milk cows
- Broilers/ducks and Layers – 650,000 – 400,000

Therefore, Rule 4570 is more stringent regarding applicability.

Requirements for Dairy CAFs

Feed Mitigation Measures

District Rule 4570 has seven mitigation measures for feed and two mitigation measures for silage. Operators must implement four mandatory feed mitigation measures and chose another one from a list of three, for a total of five mitigation measures required for feed.

SMAQMD Rule 496 has seven Class One mitigation measures for feed and two Class One mitigation measures for silage. Operators must implement four feed mitigation measures and one silage mitigation measure.

District Rule 4570 requires a total of five feed mitigation measures, excluding silage, which is greater than the four feed mitigation measures required by SMAQMD Rule 496. In addition, four of the five feed mitigation measures are mandatory in District Rule 4570. Therefore, District Rule 4570 is more stringent.

Milk Parlor Mitigation Measures

District Rule 4570 has one required milk parlor mitigation measure. SMAQMD Rule 496 also only requires one mitigation measure for milk parlors. Since both rules only require the use of one mitigation measure, both rules will be considered identical for this category.

Freestall Mitigation Measures

District Rule 4570 has five freestall mitigation measures, two of which are mandatory. The facility is also required to choose one additional mitigation measure from the remaining three. SMAQMD Rule 496 has eight Class One mitigation measures and one Class Two mitigation measure from which facilities are required to implement at least two.

Rule 4570 is more stringent since it requires more mitigation measures.

Corral Mitigation Measures

District Rule 4570 has nine corral mitigation measures, six of which are mandatory. The facility is also required to choose one additional mitigation measure from the remaining three. SMAQMD Rule 496 has 15 Class One mitigation measures, which are all optional, and three Class Two mitigation measures, from which facilities are required to choose at least six. District Rule 4570 requires one additional mitigation measure; therefore in this respect District Rule 4570 is more stringent.

SMAQMD Rule 496 has one Class One mitigation measure (*inspect water pipes and troughs and repair leaks*) that requires increased frequency in comparison to the corresponding District Rule 4570 measure. SMAQMD Rule 496 requires this measure to be carried out daily, whereas District Rule 4570 requires it to be carried out only once every seven days. Although, SMAQMD Rule 496 has a higher frequency for this measure, the difference in the emissions reductions from the two frequencies is not expected to be significant. Overall, District Rule 4570 is more stringent.

Solid Waste and Separated Solids Mitigation Measures

District Rule 4570 contains only two mitigation measures, from which operators are required to choose at least one. SMAQMD Rule 496 has five Class One mitigation measures and three Class Two mitigation measures, from which facilities are required to choose at least two.

Available studies have indicated that NH₃ emissions from stored solid waste and separated solids pile to be a very small fraction of total NH₃ emissions at dairies. Since the NH₃ emissions from solid manure account for a very small fraction of emissions from the overall dairy, there would not be a significant increase in NH₃ emission reductions if more measures are required from this category.

Liquid Waste Mitigation Measures

District Rule 4570 has four mitigation measures, from which operators are required to choose at least one. SMAQMD Rule 496 has four Class One mitigation measures and four Class Two mitigation measures, from

which facilities are required to choose at least one. Since only one measure is required, both rules are equivalent in this respect.

Manure Land Application Mitigation Measures

District Rule 4570 has two mitigation measures required out of six measures. SMAQMD Rule 496 has six Class One mitigation measures, from which facilities are required to choose at least two. Since two mitigation measures are required, both rules are equivalent in this respect.

Requirements for Poultry Large CAFs

There is a large degree of variability in the manure management practices, housing techniques, and potential feeding practices for the different type of poultry operations in the Valley. Due to these differences, District Rule 4570 separates poultry CAFs into the following categories: 1) layers and 2) broilers, ducks, and turkeys.

Although on the surface the poultry requirements results in fewer mitigation measures compared to the other rules, the segregating of the types of poultry has allowed the mitigation measures to be tailored specifically to the type of poultry operation. In addition, all measures for poultry in District Rule 4570 are now mandated rather than left as options. Due to this reconfiguration and taking into consideration the latest science, District Rule 4570 requirements for poultry are more stringent than SMAQMD Rule 496.

Other CAFs

In addition to dairy and poultry CAF mitigation measures discussed above, District Rule 4570 provides specific mitigation measure option tables for beef cattle feedlots, other cattle facilities, and swine facilities. SMAQMD Rule 496 does not address mitigation measures for these additional CAF categories. For these types of large CAFs, District Rule 4570 is more stringent.

Requirements – Suspension and Substitution of Mitigation Measures

Both rules allow for substitution of one mitigation measure with an equivalent or more stringent measure with the submission of the appropriate application. District Rule 4570 also allows the temporary suspension of a mitigation measure upon the determination by a certified veterinarian or nutritionist that such a suspension is necessary for animal health purposes. The District must be notified within 48 hours, and a new measure must be implemented if the suspension is expected to last longer than 30 days. SMAQMD Rule 496 does not have a specific provision for temporary suspension of mitigation measures. As discussed above, District Rule 4570 is as stringent as SMAQMD Rule 496.

Testing, Monitoring, Recordkeeping Requirements

The testing, monitoring, and recordkeeping provisions of District Rule 4570 and SMAQMD Rule 496 are nearly identical and are of equal stringency.

Conclusion – Comparison with Sac Metro AQMD Rule 496

For dairy CAFs, District Rule 4570 is more stringent than SMAQMD Rule 496. District Rule 4570 requires emission reductions from four additional emission categories - milk parlors, feed, freestall barns, and liquid manure - that are not addressed by SMAQMD Rule 496 as well as having specific requirements for other types of CAFs. District Rule 4570 also requires facilities to choose more mitigation measures and mandates several mitigation measures. In addition, Rule 4570 applies to dairies with greater than 500 milk cows and 400,000 layers and broilers while SMAQMD Rule 496 applies to dairies with 1,000 milk cows or more and broiler and layer operations with more than 650,000 birds. As shown in the discussion above, District Rule 4570 is more stringent than SMAQMD Rule 496.

F. ICAPCD Rule 217 – Large Confined Animal Facilities Permits Required and ICAPCD Policy Number 38 – Recommended Mitigation Measures for Large Confined Animal Facilities

ICAPCD Rule 217 is a permits rule. ICAPCD Rule 217 requires that owners or operators of large CAFs submit an emissions mitigation plan that demonstrates that the facility will use RACT to reduce emissions of pollutants that contribute to the non-attainment of any ambient air quality standard and are within the ICAPCD's regulatory authority.

ICAPCD Rule 217 requires operators of large CAFs to implement the control measures identified in their emissions mitigation plan, which may be selected from the ICAPCD Policy Number 38, Recommended Mitigation Measures for Large Confined Animal Facilities. ICAPCD Policy Number 38 specifies the number of mitigation measures the operator should implement for each operation within the CAF. The following discussion compares the recommended mitigation measures in ICAPCD Policy Number 38 to the measures in District Rule 4570. However, since the mitigation measures in ICAPCD Policy Number 38 are only recommended by ICAPCD Rule 217 rather than being explicitly required, it is clear that District Rule 4570 is more stringent.

Applicability/Exemption/Large CAF Definition

ICAPCD Rule 217 was adopted on October 10, 2006 and has since not been amended.

ICAPCD adopted ARB's definition of large CAF. District Rule 4570 defines large CAFs the same way except for large CAFs for horses. District Rule 4570 defines

a large CAF for horses as having at least 3,000 head, whereas ICAPCD Rule 217 defines a large CAF for horses as having at least 2,500 head. There are currently no CAFs in the Valley with the capacity to house at least 2,500 horses and no CAFs for horses in the Valley are expected to exceed this threshold in the foreseeable future.

In addition to applying to large CAFs, District Rule 4570 lowers the applicability thresholds for the following CAFs:

- Dairies – from 1,000 milk cows to 500 milk cows
- Broilers/Ducks and Layers – from 650,000 birds to 400,000 birds

ICAPCD Policy Number 38 only lists mitigation measures for dairy operations and beef feedlot operations while District Rule 4570 covers additional CAFs (swine, chicken layer, chicken broiler, duck and turkey, and other CAFs). Therefore, more CAFs are subject to the requirements of District Rule 4570 than ICAPCD Rule 217 and Policy Number 38.

Therefore, Rule 4570 is more stringent regarding applicability.

Requirements for Dairy CAFs

Milk Parlor Mitigation Measures

ICAPCD Policy Number 38 has only one mitigation measure for the milk parlor. The District rule also only has one mitigation measure. Since the mitigation measure is identical, both rules are identical under this section.

Freestall Mitigation Measures

District Rule 4570 has five freestall mitigation measures, two of which are mandatory. The facility is also required to choose one additional mitigation measure from the remaining three. ICAPCD Policy Number 38 has eight mitigation measures, from which operators are required to choose at least two. Since District Rule 4570, requires three mitigation measures and mandates two out of the three, District Rule 4570 is more stringent than ICAPCD Policy Number 38.

Corral Mitigation Measures

District Rule 4570 has nine mitigation measures, six of which are mandatory. The facility is also required to choose one additional mitigation measure from the remaining three. ICAPCD Policy Number 38 has eight mitigation measures, from which facilities are required to choose at least four.

For three of the mitigation measures, the compliance times differ between the District rule and ICAPCD Policy Number 38. For these measures, ICAPCD Policy Number 38 allows longer time periods between repeated performance of

the measures than District Rule 4570. For these three mitigation measures, District Rule 4570 is more stringent because District Rule 4570 requires repeated performance of the otherwise identical mitigation measures in shorter time periods.

For two of the mitigation measures, the maximum depth of manure differs significantly between the District Rule 4570 and ICAPCD Policy Number 38. For these measures, ICAPCD Policy Number 38 allows manure depths that are deeper than allowed by District Rule 4570. For these two mitigation measures, District Rule 4570 rule is more stringent because the District Rule 4570 requires shallower manure depths for otherwise identical mitigation measures.

Therefore, District Rule 4570 is far more stringent than the ICAPCD Policy Number 38.

Solid Waste and Separated Solids Mitigation Measures

District Rule 4570 has two solid waste and separated solids mitigation measures, from which operators are required to choose at least one. ICAPCD Policy Number 38 has four mitigation measures from which facilities are required to choose at least one. Therefore, both rules are identical in this category.

There are a few differences in ICAPCD Policy Number 38 mitigation measures when compared to District Rule 4570. ICAPCD Policy Number 38 policy requires that manure piles are covered year round whereas District Rule 4570 requires that the piles be covered from October through May – the months in the Valley in which rainfall is most likely. However, because of the greater depth of manure allowed in corrals and increased duration (up to two years) for removal of manure from the corrals allowed by ICAPCD Policy Number 38, CAFs in the ICAPCD are able to allow manure to accumulate in the corrals until it can be hauled offsite. Few, if any, CAFs in the ICAPCD are expected to actually store manure onsite outside of corrals, so it is likely that no facilities in ICAPCD are actually choosing and implementing this measure. Separated solids piles are not specifically addressed in ICAPCD Policy Number 38. Overall District Rule 4570 is as stringent as ICAPCD Policy Number 38.

Liquid Waste Mitigation Measures

District Rule 4570 has four liquid waste mitigation measures, from which operators are required to choose at least one. ICAPCD Policy Number 38 has four mitigation measures, from which operators are required to choose at least one. ICAPCD Policy Number 38 contains an option to manage the facility so that lagoons only contain waste from milking parlor and storm water as a mitigation measure. District Rule 4570 does not contain this option. This difference, although worth noting, is not expected to influence the overall effectiveness of District Rule 4570; District Rule 4570 is as stringent as ICAPCD Policy Number 38.

Manure Land Application Mitigation Measures

District Rule 4570 has two mitigation measures that are mandatory if applicable. ICAPCD policy has a menu of five mitigation measures from which operators are required to choose two. Since two measures are required by both ICAPCD Policy Number 38 and District Rule 4570, they will be considered identical under this category.

Requirements for Beef Feedlot CAFs

Animal Housing Mitigation Measures

District Rule 4570 has nine mitigation measures, six of which are mandatory. The facility is also required to choose one additional mitigation measure from the remaining three. ICAPCD Policy Number 38 has nine mitigation measures, from which facilities are required to choose at least four. Since operators in Imperial County are required to implement fewer mitigation measures, District Rule 4570 is more stringent.

For three of the mitigation measures, the compliance times differ between the District rule and ICAPCD Policy Number 38. For these measures, ICAPCD Policy Number 38 allows longer time periods between repeated performances of the measures than District Rule 4570. For these three mitigation measures, the District rule is more stringent because the District Rule 4570 requires repeated performance of the otherwise identical mitigation measures in shorter time periods.

For two of the mitigation measures, the maximum depth of manure differs significantly between the District Rule 4570 and ICAPCD Policy Number 38. For these measures, ICAPCD Policy Number 38 allows manure depths that are deeper than allowed by District Rule 4570. For these two mitigation measures, District Rule 4570 rule is more stringent because the District Rule 4570 requires shallower manure depths for otherwise identical mitigation measures.

Solid Waste and Separated Solids Mitigation Measures

District Rule 4570 has two solid waste and separated solids mitigation measures, from which operators are required to choose at least one. ICAPCD Policy Number 38 has four mitigation measures from which facilities are required to choose at least one. Therefore, both rules are identical in this category.

ICAPCD Policy Number 38 policy requires that manure piles are covered year round whereas District Rule 4570 requires that the piles be covered from October through May – the months in the Valley in which rainfall is most likely. However, because of the greater depth of manure allowed in corrals and increased duration (up to two years) for removal of manure from the corrals allowed by ICAPCD Policy Number 38, CAFs in the ICAPCD are able to allow manure to

accumulate in the corrals until it can be hauled offsite. Few, if any, CAFs in the ICAPCD are expected to actually store manure onsite outside of corrals, so it is likely that no facilities in ICAPCD are actually choosing and implementing this measure. Overall District Rule 4570 is as stringent as ICAPCD Policy Number 38.

Liquid Manure Handling

ICAPCD Policy Number 38 does not address liquid manure handling for beef feedlot operations. This is likely because beef feedlot facilities in ICAPCD do not generally use liquid manure management systems. District Rule 4570 requires one measure to be selected out of a menu of options, if applicable. Therefore, Rule 4570 is more stringent in this category.

Manure Land Application Mitigation Measures

District Rule 4570 has two mitigation measures that are mandatory if applicable. ICAPCD Policy Number 38 has a menu of five mitigation measures from which operators are required to choose two. Since two measures are required by both ICAPCD Policy Number 38 and District Rule 4570, they will be considered identical under this category.

Requirements for Other CAFs

In the same manner as for dairy and beef feedlot operations, District Rule 4570 specifies mitigation methods for confined animal facilities other than dairies and beef feedlots. ICAPCD Policy Number 38 only has mitigation measures for dairy and beef feedlot operations. In comparing the two documents, District Rule 4570 is therefore more comprehensive and stringent.

Requirements – Suspension and Substitution of Mitigation Measures

District Rule 4570 and ICAPCD Policy Number 38 allow for substitution of one mitigation measure with an equivalent or more stringent one with the submission of the appropriate application. District Rule 4570 also allows the temporary suspension of a mitigation measure upon the determination by a certified veterinarian or nutritionist that such a suspension is necessary for animal health purposes. The District must be notified within 48 hours, and a new measure must be implemented if the suspension is expected to last longer than 30 days. ICAPCD Policy Number 38 allows for temporary suspension of mitigation measures under circumstances similar to District Rule 4570. Based on the discussion, Rule 4570 is as stringent as ICAPCD Policy Number 38.

Testing, Monitoring, Recordkeeping Requirements

District Rule 4570 requires records to be maintained and retained for at least five years, whereas ICAPCD Rule 217 requires records to be retained for two years. District Rule 4570 therefore has a more stringent record retention requirement.

District Rule 4570 requires facilities not subject to the mitigation measure requirements to maintain sufficient records to demonstrate their exemption status. Facilities subject to the mitigation measure requirements must maintain sufficient records to demonstrate implementation of each mitigation measure selected. Facilities must also maintain animal population records. ICAPCD Rule 217 requires the maintenance of animal population records but does not require specific records needed to demonstrate implementation of each mitigation measure selected. District Rule 4570 is therefore more stringent in the type of records required to be maintained.

Conclusion- Comparison with ICAPCD Rule 217 and ICAPCD Policy Number 38

ICAPCD Rule 217 requires operators of large CAFs to implement the control measures identified in their emissions mitigation plan, which may be selected from the ICAPCD Policy Number 38, Recommended Mitigation Measures for Large Confined Animal Facilities; however, compliance with ICAPCD Policy Number 38 is not explicitly required by the rule. District Rule 4570 contains several mandatory mitigation measures, unlike the optional nature of the mitigation measures in ICAPCD Rule 217. District Rule 4570 also has a lower applicability threshold for dairies (500 milk cows). In addition, ICAPCD Policy Number 38 only lists mitigation measures for dairy operations and beef feedlot operations while District Rule 4570 covers additional CAFs (swine, chicken layer, chicken broiler, duck and turkey, and other CAFs). As shown the discussion above, District Rule 4570 is far more stringent than ICAPCD Rule 217 and ICAPCD Policy Number 38.

G. BCAQMD Rule 450 – Large Confined Animal Facilities

BCAQMD Rule 450 is a permits rule. It outlines, in general terms, the requirements for a complete permit application and how the staff would evaluate and approve/disapprove the permit application.

Applicability/Exemption/Large CAF Definition

BCAQMD Rule 450 was adopted on December 21, 2006 and has since not been amended.

BCAQMD adopted ARB's definition of large CAF. District Rule 4570 defines large CAFs the same way except for large CAFs for horses. District Rule 4570 defines a large CAF for horses as having at least 3,000 head, whereas BCAQMD Rule 450 defines a large CAF for horses as having at least 2,500 head. There

are currently no CAFs in the Valley with the capacity to house at least 2,500 horses and no CAFs for horses in the Valley are expected to exceed this threshold in the foreseeable future.

In addition to applying to large CAFs, District Rule 4570 lowers the applicability thresholds for the following CAFs:

- Dairies – from 1,000 milk cows to 500 milk cows
- Broilers/Ducks and Layers – from 650,000 birds to 400,000 birds

Therefore, Rule 4570 is more stringent regarding applicability.

CAF Requirements

BCAQMD Rule 450 requires large CAFs to obtain a permit and to submit and implement a mitigation plan; however, the rule does not list mitigation measures or specify the number of mitigation measures required. District Rule 4570 has a menu of specific mitigation measures and stipulates the number of mitigation measures an operator is required to implement. In this regard, District Rule 4570 is more stringent than BCAQMD Rule 450.

Testing, Records, and Reporting Requirements

BCAQMD Rule 450 requires that all CAFs record the daily number of animals on-site. These records are to be kept on-site for two years and presented if requested. District Rule 4570 requires testing and records be kept to demonstrate compliance with the operator's selected mitigation measures. The records are to be kept for five years and presented upon the request of EPA or the District. Because District Rule 4570 covers testing, as well as having a longer record retention time, it is more stringent than BCAQMD Rule 450.

Conclusion – Comparison with Butte County AQMD Rule 450

District Rule 4570 contains specifies the actual mitigation measures that facilities are required to implement. In addition, District Rule 4570 has lower applicability thresholds for dairies, chicken facilities, and duck facilities. As shown in the discussion above, District Rule 4570 is more stringent than BCAQMD Rule 450.

H. IDAPA 58.01.01 Sections 760-764: Rules for the Control of Ammonia from Dairy Farms

Applicability/Exemption

IDAPA 58.01.01 Sections 760-763 was adopted on March 30, 2007 and IDAPA 58.01.01 Subsection 764.02: Table – Ammonia Control Practices for Idaho Dairies was last amended on May 8, 2009.

Pursuant to IDAPA 58.01.01 Section 761, Sections 760-764 apply to dairies of the following sizes. The thresholds are based on estimating the number of cattle required to produce 100 tons of ammonia emissions annually. Different thresholds are given for drylot dairies, dairies with scraped freestalls, and dairies with flushed freestalls. The thresholds are given on the basis of Animal Units (AU) (1,000 lbs of live weight) and on a mature cow equivalent basis (1,400 lbs of live weight).

SUMMARY: Animal Unit (AU) or mature cow threshold to produce 100 tons NH3/year

Animal Unit (AU) Basis	Drylot	Free Stall/Scrape	Free Stall/Flush
AU (100 t NH3) Threshold			
No land app	7,089	3,893	2,293
27% volatilization ¹	6,842	3,827	
80% volatilization ²	6,397	3,700	
Total Cows (100 t NH3) Threshold			
Cow Basis (1,400 lb)	Drylot	Free Stall/Scrape	Free Stall/Flush
No land app	5,063	2,781	1,638
27% volatilization ¹	4,887	2,733	
80% volatilization ²	4,589	2,643	
No land app	5,063	2,781	

1 Assumes expected level of N->NH3 volatilization for drop-hose or ground level liquid manure application.
 2 Assumes expected level of N->NH3 volatilization for center pivot or other conventional sprinkler irrigation liquid manure application

The smallest dairy to which IDAPA 58.01.01 Sections 760-764 applies would have the equivalent of at least 1,638 mature cows in flushed freestalls and a larger number of animals in scraped freestalls or corrals. In comparison, District Rule 4570 applies to dairy CAFs with at least 500 milking cows (at least 700 AU or 500 mature cows). In addition, District Rule 4570 applies to other types of confined animal facilities, including beef cattle feedlots, other cattle facilities, poultry facilities, and swine facilities. Therefore, District Rule 4570 is more stringent regarding applicability.

Requirements for Dairies

Each dairy farm subject to IDAPA 58.01.01 Sections 760 - 764 must employ Best Management Practices (BMPs) for the control of ammonia. The BMPs are applied to the following systems at a dairy: Waste Storage and Treatment Systems, General Practices, Freestall Barns, Open Lots and Corrals, Animal Nutrition, Composting Practices, and Land Application. A total of twenty-seven (27) points must be achieved for the BMPs employed. The table located in Subsection 764.02 lists the approved BMPs and their associated point values. During development of the regulation, a point system with a maximum of 20 points was assigned to each practice. A practice receiving 20 points equates to

a system or practice that is considered to result in major reduction in ammonia emissions for that specific process. However, according to the supporting documentation, this point system is “arbitrary”.¹²³ Therefore, there is no direct correlation from the points required and the amount of emission reductions achieved. In fact, due to the flexibility allowed in this rule, even if all points have been met by the rule and depending on which mitigation measures are selected, the overall ammonia emission reductions may not be substantial. The Idaho Department of Environmental Quality (IDEQ) may also determine a practice not listed in the table constitutes a BMP and assign a point value. Points may also be obtained through third party export with sufficient documentation.

The paper Commentary *Ammonia-Based Air Quality Permits for Idaho Dairies*¹²⁴ indicated that, “Solid separation of manure, corral harrowing, low-pressure irrigation, composting, and rapid manure removal from outdoor lots were found to be the most common BMPs.”

Solids Separation

In the Idaho regulation, solids separation refers to “gravity or mechanical separation system to remove manure solids from liquid waste stream.” This practice has been implemented by almost all dairies in the Valley subject to District Rule 4570 to comply with the liquid manure mitigation measure requirements of District Rule 4570.

Corral Harrowing/Cleaning

In the Idaho regulation corral harrowing refers to harrowing to distribute deposited manure, reshaping corral surface, and/or removing manure from corral surface and rapid manure removal from outdoor lots refers to the removal of winter time manure and corral bedding from an open lot surface in spring or as quickly as practicable. District Rule 4570 has much more stringent requirements for corral cleaning and maintenance at dairies. For corrals, District Rule 4570 requires dairies to implement the following measures: a) Cleaning manure from corrals at least four times per year with at least 60 days between cleaning, or b) Cleaning corrals at least once between April and July and at least once between September and December; a) Scraping, vacuuming, or flushing concrete lanes in corrals at least once every day for mature cows and every seven days for support stock, or b) Cleaning concrete lanes such that the depth of manure does not exceed twelve inches at any point or time; inspection of water pipes and troughs and repairing leaks at least once every seven days; and a) Sloping the surface of the corrals at least 3% where the available space for each animal is 400 square feet or less and Sloping the surface of the corrals at least 1.5%

¹²³ Idaho Department of Environmental Quality (2006). Scientific Basis for the Control of Ammonia from Dairy Farms Best Management Practices 7/18/2006 by Ron E. Sheffield, Waste Management Engineer, University of Idaho and Bruce Louks, Air Quality Division, Idaho Department of Environmental Quality.

http://www.deq.idaho.gov/media/635665-58_0101_0502_scientific_basis_final.pdf

¹²⁴ Sheffield, R. E. and Louks, B. (2008). COMMENTARY: Ammonia-Based Air Quality Permits for Idaho Dairies. Environmental Practice, 10, pp 13-19. doi:10.1017/S146604660800046.

<http://journals.cambridge.org/action/displayAbstract?fromPage=online&aid=1888928>

where the available space for each animal is more than 400 square feet per animal, b) Maintaining corrals to ensure proper drainage preventing water from standing more than forty-eight (48) hours, or c) Harrowing, raking, or scraping corrals sufficiently to maintain a dry surface. In addition, District Rule 4570 requires dairies to choose an additional corral mitigation measure, requiring corrals to be managed such that the manure depth in the corral does not exceed twelve inches at any time or point, except for in-corral mounding. Therefore, the corral cleaning and maintenance requirements of District Rule 4570 are far more stringent than IDAPA 58.01.01 Sections 760 – 764.

Previous emission studies conducted in the Valley have demonstrated that the corrals and pens are the sources with the greatest potential for NH₃ emissions in Valley dairies¹²⁵ and, therefore, the much more stringent corral cleaning and maintenance measures required by District Rule 4570 have the potential for far greater NH₃ reductions.

Liquid Manure Application

In the Idaho regulation, Low Energy/Pressure Application Systems refers to use of center pivot and liner-move irrigation strategy that applies liquids at low pressures using drop nozzles. The guidance for the regulation states that larger droplets result in lower emissions but may cause infiltration problems on some soils. The use of center pivot and liner-move irrigation to apply liquid manure is very uncommon in the Valley and may be prohibited in the use permits for many dairies. In the Valley it is much more common to apply liquid manure to cropland through flood or furrow irrigation after it has been diluted with fresh irrigation water as generally required by either the Water Quality Board or the local County and as a means to avoid damage to growing crops. Because of the reduced surface area, flood and furrow irrigation have even lower emissions than low pressure sprinkler irrigation systems. Dilution of the liquid manure with fresh irrigation water further reduces NH₃ emissions and is also listed as a BMP in the Idaho regulation. Therefore, the liquid manure practices utilized in the Valley are more stringent than the Idaho regulation.

Composting

In the Idaho regulation “composting” refers to stacking and drying of separated manure solids or corral manure. Almost all dairies in the Valley utilize this practice to prepare solid manure and/or separated solids for bedding and/or for use on cropland. In addition, District Rule 4570 requires that dairies implement one of the following measures for solid manure or separated solids: 1) within 72 hours of removal from housing, either: a) Remove dry manure from the facility, or b) Cover dry manure outside the housing with a weatherproof covering from October through May, except for times when wind events remove the covering,

¹²⁵ See: Schmidt, C. and Card, T. (2006) Dairy Air Emissions Report: Summary of Dairy Emission Estimation Procedures (May 2006). Final Report to California Air Resource Board (ARB).

<http://www.arb.ca.gov/ag/caf/SchmidtDairyEmissions2005.pdf>

<http://www.arb.ca.gov/ag/caf/SchmidtDairyTestData2005.pdf>

not to exceed 24 hours per event; or 2) Within seventy-two hours of removal from the drying process, either: a) Remove separated solids from the facility, or b) Cover separated solids outside the housing with a weatherproof covering from October through May, except for times when wind events remove the covering, not to exceed 24 hours per event. Therefore, the general management practices conducted on dairies in the Valley and the requirements of District Rule 4570 are far more stringent than the Idaho regulation.

For dairy corrals, which are the largest source of NH₃ emissions at dairies in the Valley, District Rule 4570 requires more stringent mitigation measures and a greater number of these measures. District Rule 4570 is also more specific in regards to mitigation measures required from other processes at dairies and the number of mitigation measures that must be implemented for each process; as a result, District Rule 4570 is able to better target the reduction of emissions from these different operations. Therefore, District Rule 4570 is more stringent than IDAPA 58.01.01 Sections 760- 764.

Requirements for Other Confined Animal Facilities

As stated above, District Rule 4570 provides specific mitigation measures for beef cattle feedlots, other cattle facilities, poultry facilities, and swine facilities. IDAPA 58.01.01 Sections 760-764 does not address mitigation measures for these additional categories. Therefore, District Rule 4570 is more stringent for this category.

Requirements – Suspension and Substitution of Mitigation Measures

IDAPA 58.01.01 Subsection 762.03 provides that if a dairy farm not subject to Sections 760-764 becomes subject to these regulations as a result of an emergency (for example if a dairy farmer takes additional cows due to unforeseen circumstances), the dairy farm must notify the IDEQ in writing within 14 days explaining the emergency circumstances. The dairy farm would be exempt from these requirements for up to one year as long as the consequences of the emergency continue. In the event of unforeseen equipment upsets and breakdowns, so long as corrective action is taken within a reasonable time, the event does not reduce the BMP point value.

In comparison, District Rule 4570 allows an operator to temporarily suspend any mitigation measure as long as the suspension is recommended by a licensed veterinarian or animal nutritionist on the basis of animal health. The operator must notify the District within 48 hours prior to the suspension. If the suspension is expected to last longer than 30 days, then the operator must submit a new mitigation plan that identifies a new mitigation measure to be implemented in place of the suspended one.

District Rule 4570's exemption under this category is much more stringent because it is a temporary suspension that cannot exceed 30 days, whereas the

IDAPA 58.01.01 Sections 760-764 exemption may last much longer, without any requirement to substitute another measure.

Therefore, in this category of mitigation measure suspensions/substitutions, District Rule 4570 is more stringent than IDAPA 58.01.01 Sections 760-764.

Testing, Monitoring, Recordkeeping Requirements

Compliance with the requirements of IDAPA 58.01.01 Sections 760-764 is primarily determined by inspections by the Idaho State Department of Agriculture. The Idaho regulations do not specify what records must be kept or have any requirement that the records be maintained for a certain period of time.

District Rule 4570 includes specific requirements for monitoring, source testing as appropriate and recordkeeping to ensure mitigation measure are being implemented. Facilities must also maintain animal population records. District Rule 4570 also requires facilities not subject to the mitigation measure requirements to maintain sufficient records to demonstrate their exemption status. District Rule 4570 requires records be retained for five years for all sources. District Rule 4570 is therefore more stringent in this area.

Conclusion – Comparison with IDAPA 58.01.01 Sections 760-764

For dairy facilities, District Rule 4570 is far more stringent than IDAPA 58.01.01 Sections 760-764. Unlike IDAPA 58.01.01 Sections 760-764, District Rule 4570 requires specific practices for the various operations at dairies. District Rule 4570 also provides specific mitigation measures for beef cattle feedlots, other cattle facilities, poultry facilities, and swine facilities, while IDAPA 58.01.01 Sections 760-764 does not. The measures required by the Idaho regulation are also based on an arbitrary point system and as such do not guarantee a specific degree of control. District Rule 4570 is, therefore, more stringent than IDAPA 58.01.01 Sections 760-764.

IV. Evaluation of Additional Control Measures

Recent studies have cited the episodic application of sodium bisulfate (SBS) onto manure at dairies as a potential control strategy to reduce ammonia emissions. SCAQMD included a potential control measure within their 2012 Air Quality Management Plan (AQMP) to evaluate the use of SBS at dairies to determine the technical and economic feasibility of its application in reducing ammonia emissions as well as potential impacts to groundwater. The District did not find any agency requiring the use of SBS. The District has evaluated SBS as a potential control measure and determined that for a variety of reasons that this control strategy is infeasible and ineffective for reducing PM_{2.5} concentrations in the Valley.

SBS is an acid salt that has been used to reduce pH and bacterial levels in the bedding for dairy cattle. Application of SBS on fresh manure or corral surfaces has the potential to reduce ammonia emissions by reducing the pH of the manure or corral surface. With a lower pH, a greater fraction of the ammonia is converted to non-volatile ammonium (NH_4^+). The ammonium combines with sulfate to form ammonium sulfate, which is retained in the manure or on the surface of the corral.

There are a number of potential issues that need to be considered related to the application of SBS at dairies including, but not limited to, the health and safety of dairy workers and dairy cattle, impacts on water quality, and overall cost and effectiveness. The SCAQMD 2012 AQMP states: that potential use of SBS would be specific to dairies in the SCAQMD and may be unique to localized operations, that “the requirements may not be applicable to dairies elsewhere where a site-specific assessment would need to be made relative to those particular conditions”, and that it is likely that each air district would need to conduct an assessment as to the feasibility of SBS application in their jurisdiction.

The SCAQMD AQMP focuses on episodic controls to reduce ammonia emissions during periods of high PM_{2.5} concentrations. PM concentrations in the Valley are highest during the winter season (November – February). Unlike the SCAQMD where the majority of dairies are open corral facilities, most dairies in the Valley utilize a freestall design and generally restrict the cows’ access to corrals during the winter months since the corrals are wet and muddy. As a result, there would be very little to no fresh manure excreted in corrals during the winter period. In addition, once wet conditions set in, it is not feasible to utilize tractors in the corrals to apply SBS since the tractors tend to get stuck in mud. Application by hand at large dairies would be very labor intensive, time consuming, be extremely costly, and would potentially pose health and safety risks to the workers.

Although SBS is generally considered to be safe in small quantities, excessive loading of salts is a major water quality concern in the central and southern regions of the Valley where many dairies are located. In addition, applying SBS to corrals, which for many dairies can be greater than several acres in size, is not practical or feasible. Applying SBS to large areas also requires significant amounts of SBS to be applied, which as discussed below can be quite cost-prohibitive. The application of SBS will also be short lived and conflict with requirements from Rule 4550 which requires dairies to scrape their corrals on a frequent basis at least once every two weeks, making the application of SBS ineffective and even more costly due to the constant need to reapply.

A dairy would also need to work with the Regional Water Quality Control Board to determine if the application of SBS is allowed and if a dairy’s nutrient management plan would need to be revised since the water quality surrounding dairies is a major concern and any additional impacts would need to be

thoroughly reviewed. This may require hauling manure significant distances to areas that would not be adversely affected by the increased salinity, which would result in increased emissions and costs related to hauling.

There are significant costs associated with the application of SBS. Iowa State University Extension estimates the costs of SBS to be \$660/ton. District estimates show that 1,304 lb-1,955 lb/cow-yr of SBS would be needed for application to one entire corral area, costing \$430-\$645/cow-yr. Using the District's corral ammonia emission factor for milk cows and assuming a conservatively high estimate of 50% reduction in overall ammonia emissions, the cost of the ammonia reductions would be at least \$41,067/ton to \$61,601/ton or higher depending on corral size. Information from Iowa State shows reduced costs of \$129-\$193/cow-yr for only treating heavy use areas, such as feed bunks and water troughs. It is not clear how much manure is excreted in heavy use areas, but even if the resulting cost per ton of reduction was cut in half, the costs would still be significant.

Also, because flush dairies are common in the Valley (both freestall and open corral), the heavy use areas will generally be paved, and frequent flushing of the freestall or corral lanes (as required by Rule 4570) already significantly reduces ammonia emissions; therefore, application of SBS to only these areas would not provide significant additional reductions in ammonia emissions. By design, SBS will be flushed to a lagoon or pond where the high buffering capacity would render it ineffective and possibly increase H₂S emissions.

Overall, given the insignificant PM_{2.5} reduction achieved per ton of ammonia reduction (as demonstrated in this plan), the cost effectiveness associated with implementing SBS translates to a much higher relative cost effectiveness when compared to other, more effective strategies, such as NO_x reductions.

V. Conclusion

While BACM and MSM requirements do not apply to ammonia since it is not a significant precursor to PM_{2.5} formation in the Valley, District staff concludes that District Rule 4570 meets BACM and MSM requirements for ammonia emissions from CAFs. The District evaluated the feasibility of additional ammonia emissions reductions and did not identify any additional feasible measures. In fact, the SCAQMD recently identified District Rule 4570 as the most stringent rule for this source category.¹²⁶

Agricultural Fertilizers

Farms have continued to improve methods of fertilizer application over the years to maximize nitrogen use efficiency and minimize environmental impacts. Best

¹²⁶ South Coast Air Quality Management District (June 6, 2014). Reasonably Available Control Technology Demonstration. <http://www.aqmd.gov/docs/default-source/Agendas/Governing-Board/2014/2014-jun6-031.pdf?sfvrsn=2>

management practices are being implemented to minimize nitrate leaching in irrigated crop production. Researchers at UC Cooperative Extension have been studying the nitrogen use efficiency for various crop types and have begun identifying the point at which the application of additional nitrogen no longer significantly increases crop quality and yields. This will allow growers to apply fertilizer with more precision to reduce the amount of nitrogen left in the soil.

Agricultural operations in California are regulated by the State Water Resources Control Board, which is charged by the state Legislature in enforcing state and federal water quality protection laws. The State Water Resources Control Board consists of Regional Water Quality Control Boards (Regional Boards) that develop objectives and plans to protect the beneficial uses of water, recognizing local differences in climate, topography, geology and hydrology. All dairy farms in California's Central Valley are regulated by the Central Valley Regional Water Quality Control Board ("Regional Board"). The vast majority of dairies—about 1,200 dairies—are regulated under a Regional Board General Order¹²⁷ and the remainder are regulated via individual orders that ensure compliance with the same requirements. These requirements include:

- A Nutrient Management Plan (NMP), prepared by a certified professional crop advisor or equivalent, designed to control nutrient losses for protection of surface water and groundwater;
- A Waste Management Plan (WMP), prepared by a licensed engineer;
- Environmental sampling and monitoring of soil, manure, water and plant tissue for compliance;
- Routine site inspections, recordkeeping, and reporting; and
- Additional groundwater monitoring to assess ongoing water quality protection

A major purpose of these regulations is to ensure responsible storage and use of manure as an important crop fertilizer and soil builder, thus preventing unnecessary runoff or leaching of nitrogen compounds to the environment, where they can impact water quality. The NMP is designed to assure that the amount of nitrogen excreted by milking cows and support stock is in reasonable balance with the needs of crops grown at the dairy farm. Manure nitrogen in excess of crop needs should be exported off the farm to where it can be used by other farmers. Nitrogen used on the farm is required to be stored safely until it is used (the major purpose of the WMP) and then only applied to agricultural fields when needed for crop growth and in the amounts needed. Over-application or mistimed application of nitrogen fertilizers can result in unnecessary losses of nitrogen to the environment, both as seepage below the root zone (in the form of nitrate or other nitrogen compounds)¹²⁸ or as air emissions of ammonia gas, ammonium, and oxides of nitrogen.

The University of California suggested in 2005 that "...optimal N loading rates of 1.4 to 1.65 times the crop N harvest removal are practical and, based on field observations,

¹²⁷ http://www.waterboards.ca.gov/centralvalley/board_decisions/adopted_orders/general_orders/r5-2013-0122.pdf

¹²⁸ See "Managing Dairy Manure in the Central Valley of California," published by the University of California Committee of Experts on Dairy Manure Management, 2005. <http://groundwater.ucdavis.edu/files/136450.pdf>

achievable if the production field is properly managed.”¹²⁹ The UC assessment was the ultimate basis for performance standards set by the Regional Board in the General Order, which was adopted in 2007 and revised and reissued in 2013. Research suggests that to achieve the more stringent targets in the General Order, many dairies had to greatly increase the precision of their manure and fertilizer applications, while also reducing the overall amount of nitrogen applied to their crops compared to plant uptake.¹³⁰ On a group of Valley dairy farms, it was estimated that prior to adoption of the General Order in 2007, losses of nitrogen to groundwater alone ranged from 370 to 570 pounds per acre compared to 500 pounds of uptake by crops.¹³¹ Similar or larger amounts of nitrogen are expected to volatilize to the atmosphere as ammonia and other compounds following excretion of manure from animals, during storage of manure in ponds or corrals, and in the process of applying manure to soil as a crop nutrient.¹³² Thus, as a result of full implementation of the General Order, losses of nitrates to groundwater on dairies may be reduced by up to 85 percent compared to pre-General Order conditions, though this number will be smaller for dairies where manure was managed more precisely prior to the General Order’s adoption.

Increasing crop nutrient uptake is also expected to reduce air emissions by providing for application of less excess fertilizer to crops, and therefore, less opportunity for volatilization in the fields. Some research already conducted found lower emissions with moderate nitrogen applications and suggested, “...synchronizing N applications with crop N demand. Once the N requirement for each crop stage is known, the N applications can be adjusted accordingly. This strategy should lead to improved N use efficiency and likely lower N₂O emissions.”¹³³

Other nitrogen compounds such as ammonia can also volatilize to air during application to fields. The University of California Committee of Experts on Dairy Manure Management has suggested that during application of manure water to crops, significant ammonia emissions can occur when manure water is not properly diluted (to below 100 ppm NH₃/N) or applied during early growth of the crop. However, “in systems with frequent, but well diluted manure water applications, ammonia losses from the ground surface will commonly be minimal during the irrigation (10% or less).”¹³⁴

Although additional research will be helpful in quantifying the environmental benefits of improved waste management and nutrient applications, the weight of evidence suggests that managing nutrient applications to fields as prescribed in the General Order, especially compared to pre-General Order management on some dairy farms, has significantly reduced losses of nitrogen compounds to the environment, including

¹²⁹Ibid., p. 47

¹³⁰“Cow Numbers and Water Quality – is there a magic limit?” (Harter, Menke 2005), <http://groundwater.ucdavis.edu/files/136451.pdf>

¹³¹Ibid., Harter.

¹³²Ibid., “Managing Dairy Manure in the Central Valley of California.”

¹³³“Assessment of Nitrous Oxide Emissions in California’s Dairy Systems, DRAFT FINAL REPORT, California Air Resources Board, Contract No. 09-325, William R. Horwath, Martin Burger, Stuart Pettygrove, <http://www.arb.ca.gov/research/rsc/10-18-13/item6dfr09-325.pdf>

¹³⁴Ibid., “Managing Dairy Manure in the Central Valley of California,” p. 41.

leaching of nitrogen compounds to groundwater and air emissions such as ammonia and nitrous oxide.

Organic Material Composting (District Rule 4566)

I. District Rule Description:

District Rule 4566 (Organic Material Composting) is the most stringent rule in the nation for controlling emissions from composting operations; additional controls are infeasible. Additionally, as discussed in Appendix E of this *2015 PM_{2.5} Plan*, one of the technology focus areas for the District's Technology Advancement Program is for waste solutions that focus on waste systems or technologies that minimize or eliminate emissions from existing waste management systems and processes, including waste-to-fuel systems, such as dairy digesters and other bio-fuel applications. The District has taken every regulatory action feasible to reduce emissions from this source and continues to seek additional methods to reduce emissions through innovative strategies such as the support of research and technology demonstrations with potential to reduce emissions further.

District Rule 4566, was adopted on August 18, 2011, to limit VOC emissions from composting facilities whose feedstock consists of greenwaste and/or foodwaste. District Rule 4566 applies to operations that stockpile and compost greenwaste and foodwaste. In addition to limiting VOC emissions, District Rule 4566 also limits NH₃ emissions from these operations. The analysis below focuses on how District Rule 4566 limits NH₃ emissions in comparison to other rules and regulations.

II. How does District Rule 4566 compare with federal rules and regulations?

A. EPA-Control Technique Guidelines (CTG)

There is no EPA CTG guidance document for greenwaste or foodwaste composting operations.

B. EPA - Alternative Control Technology (ACT)

There is no EPA ACT guidance document for greenwaste or foodwaste composting operations.

C. Standards of Performance for New Stationary Sources (NSPS)

There is no NSPS guidance document for greenwaste or foodwaste composting operations.

D. National Emission Standards for Hazardous Air Pollutants (NESHAPs) and Maximum Achievable Control Technologies (MACTs)

There is no NESHAP or MACT guidance document for greenwaste or foodwaste composting operations.

III. How does District Rule 4566 compare to rules in other air districts?

District staff compared District Rule 4566 with the rules for greenwaste and foodwaste composting operations from other California air districts. The results of the analysis are discussed below. District staff only located one other air district rule that applied to similar sources: SCAQMD Rule 1133.3. No other air district rules that applied to greenwaste or similar sources were found.

A. SCAQMD Rule 1133.3 - Emission Reductions from Greenwaste Composting Operations (Adopted July 8, 2011)

The purpose of SCAQMD Rule 1133.3 is to reduce emissions of VOCs and NH₃ from greenwaste and foodwaste composting operations. The table below compares the significant similarities and differences between SJVAPCD Rule 4566 and SCAQMD Rule 1133.3. For purposes of this analysis, the ammonia control efficiencies achieved by the requirements of SJVAPCD Rule 4566 are assumed to be the same as the VOC control efficiencies since the same control measures will reduce both VOC and NH₃ from these operations. It is worth noting that greenwaste/foodwaste composting produces about 16% of the ammonia emissions on a per ton basis compared to co-composting.¹³⁵

¹³⁵ SCAQMD Rule 1133.3, baseline NH₃ emissions from greenwaste/foodwaste composting = 0.46 lb-NH₃/ton-throughput. SCAQMD Rule 1133.2, baseline NH₃ emissions from co-composting = 2.93 lb-NH₃/ton-throughput.

Rule Section	SCAQMD Rule 1133.3	District Rule 4566	Explanation of Differences
Applicability	New and existing greenwaste and foodwaste composting operations.	New and existing organic material composting and stockpiling facilities. (Organic material is defined as green material, food material, or mixtures of the two, with <100 ton/yr biosolids or manure.)	SCAQMD Rule 1133.3 limits foodwaste stockpiling time (48 hr), whereas District Rule 4566 limits organic material stockpiling time (3 or 10 days, depending on throughput).
Exemptions	Applicability/exemptions based on facility type, not throughput.	Applicability/exemptions based on facility type, not throughput.	The same types of facilities are exempt in both rules: facilities subject to a co-composting rule (SCAQMD Rule 1133.2 or District Rule 4565), nursery, household, recreational, and community composting facilities. District Rule 4566 also exempts agricultural facilities which are subject to District Rules 4204, 4550, or 4570.
Composting Control Requirements	<ul style="list-style-type: none"> • ≤5,000 ton/yr foodwaste or ≤20% manure (watering and finished compost cover or ≥20% control for NH3) • >5,000 ton/yr foodwaste, (emission control device with ≥80% control for NH3) 	<ul style="list-style-type: none"> • <200,000 ton/yr organic material (watering system or ≥19% control for NH3) • ≥200,000 and <750,000 ton/yr organic material (watering system and finished compost cover or ≥60% control for NH3) • ≥750,000 ton/yr organic material (emission control device with ≥80% control for NH3) 	The throughput/control levels in Rule 4566 are based on cost effectiveness and socioeconomic studies conducted by the District as part its Final Staff Report for the Revised Proposed New Rule 4566 (Appendices C and D, August 18, 2011). Rule 4566 requires the same management practices and control requirements as Rule 1133.3; however, the throughput levels at which the stricter control requirements in Rule 4566 become triggered are much higher than in Rule 1133.3. Thus, on paper, Rule 1133.3 appears to be more stringent than Rule 4566. However, SCAQMD does not have any greenwaste composting facilities (that are not under an experimental research permit) subject to the 80% control requirements of Rule 1133.3.

As shown in the table above, based on discussions with SCAQMD permitting and rule development staff, SCAQMD does not have any greenwaste composting production facilities subject to the 80% ammonia reduction requirement of Rule 1133.3. SCAQMD has recently issued Authority to Construct permits for two experimental research greenwaste composting facilities located in Fontana and Riverside operated by Burrtec. The permits authorize Burrtec to perform greenwaste composting for one year (with the possibility of an extension) in order to evaluate the feasibility of three different compost emissions control technologies and conduct emissions testing for each technology. If at

the end of the permitted experimental research period, Burrtec wanted to convert one or both facilities into a regular greenwaste composting production facility, they would need to obtain new ATC permits. The Burrtec facilities then are not representative of a commercial production greenwaste composting facility.

Because SCAQMD has no existing production greenwaste composting facilities that are subject to the 80% ammonia control requirement of Rule 1133.3, and the new facilities are permitted under experimental research exemptions, then Rule 1133.3 cannot be used to establish BACM or MSM as 80% for that category/throughput level of greenwaste composting.

B. No rules that apply to organic materials composting operations were located for the air districts listed below:

- Amador County Air Pollution Control District (ACAPCD)
- Bay Area Air Quality Management District (BAAQMD)
- Eastern Kern County Air Pollution Control District (EKAPCD)
- El Dorado County Air Quality Management District
- Imperial County Air Pollution Control District (ICAPCD)
- Mojave Desert Air Quality Management District (MDAQMD)
- North Coast Unified Air Quality Management District (NCAQMD)
- Placer County Air Pollution Control District (PCAPCD)
- Sacramento Metropolitan Air Quality Management District (SMAQMD)
- San Diego County Air Pollution Control District (SDCAPCD)
- Ventura County Air Pollution Control District (VCAPCD)
- Yolo-Solano Air Quality Management District (YSAQMD)

C. IDAPA 58.01.01 Sections 760-764: Rules for the Control of Ammonia from Dairy Farms

The purpose of IDAPA 58.01.01 Sections 760-764 is to set forth requirements for the control of ammonia through best management practices for certain size dairy farms licensed by the Idaho State Department of Agriculture to sell milk for human consumption.

This regulation only applies to large dairies and does not apply to other agricultural facilities or facilities in which the primary activity is the production of compost. Therefore, it was determined that this regulation is not relevant to the current analysis since it does not specifically limit emissions from composting facilities.

IV. Conclusion

While BACM and MSM requirements do not apply to ammonia since it is not a significant precursor to PM_{2.5} formation in the Valley, District staff concludes that District Rule 4566 meets BACM and MSM requirements for ammonia emissions from greenwaste and foodwaste composting operations. The District evaluated the feasibility

of additional ammonia emissions reductions and did not identify any additional feasible measures.

Biosolids, Animal Manure, and Poultry Litter Operations (District Rule 4565)

I. District Rule Description:

District Rule 4565, was adopted on March 15, 2007, to limit VOC emissions from facilities whose throughput consists entirely or in part of biosolids, animal manure, or poultry litter. District Rule 4565 applies to operations that landfill, land apply, compost, or co-compost these materials. In addition to limiting VOC emissions, District Rule 4565 also limits NH₃ emissions from these operations. The analysis below focuses on how District Rule 4565 limits NH₃ emissions in comparison to other rules and regulations.

II. How does District Rule 4565 compare with federal rules and regulations?

A. EPA-Control Technique Guidelines (CTG)

There is no EPA CTG guidance document for biosolids, animal manure, and/or poultry litter operations.

B. EPA - Alternative Control Technology (ACT)

There is no EPA ACT guidance document for biosolids, animal manure, and/or poultry litter operations.

C. Standards of Performance for New Stationary Sources (NSPS)

There is no NSPS guidance document for biosolids, animal manure, and/or poultry litter operations.

D. National Emission Standards for Hazardous Air Pollutants (NESHAPs) and Maximum Achievable Control Technologies (MACTs)

There is no NESHAP or MACT guidance document for biosolids, animal manure, and/or poultry litter operations.

III. How does District Rule 4565 compare to rules in other air districts?

District staff compared District Rule 4565 with the rules for biosolids, animal manure, and poultry litter operations from other California air districts. The results of the analysis are discussed below. District staff only located one other air district rule that applied to similar sources, which was SCAQMD Rule 1133.2. No other air district rules that applied to similar sources were found.

A. SCAQMD Rule 1133.2 - Emission Reductions from Co-Composting Operations (Adopted January 10, 2003)

SCAQMD adopted SCAQMD Rule 1133.2. This rule applies to new and existing co-composting operations in the SCAQMD.

Staff notes that there are some differences between District Rule 4565 and SCAQMD Rule 1133.2. This does not mean that one rule is more stringent than the other; rather the differences are due to the following factors:

1. Technology has changed significantly since SCAQMD Rule 1133.2 was adopted on January 10, 2003;
2. Additional research projects regarding mitigation measures have been completed since SCAQMD Rule 1133.2 was adopted; and
3. The socioeconomic climate of the SCAQMD is significantly different from that of the District.

The table below summarizes the significant differences between SCAQMD Rule 1133.2 and SJVAPCD Rule 4565. Below are the important differences between the two rules. For purposes of this analysis, the NH₃ control efficiency for the requirements of District Rule 4565 are assumed to be the same as the VOC control efficiency for these requirements since the same measures will generally reduce both VOC and NH₃ from these operations.

Category	SCAQMD Rule 1133.2	SJVUAPCD Rule 4565	Reason
Facilities Other Than Co-Composting (Landfilling, Land Applying)	Rule does not apply to these operations	Management practice requirements	Knowledge of control options has increased since Rule 1133.2 adoption and staff believes that cost effective methods of controlling VOC and NH ₃ emissions from these facilities exist.
Co-Composting Threshold for Applicability	Facilities with at least 1,000 tpy throughput	Facilities that handle 100 tpy or more of biosolids, animal manure, or poultry litter	Staff believes that there are reasonable options that are not exceedingly costly for facilities with throughputs of ≥ 100 tpy that would not impose an undue burden on operators.
Composting Control Requirements	In-vessel composting with 70% control efficiency for VOC and NH ₃ for existing facilities and 80% control efficiency for VOC and NH ₃ for new facilities	Control efficiency of 10%-80% for VOC (and NH ₃) depending on type of operation and facility throughput	Management practices (mitigation measures) are effective, reasonable, and have been achieved in practice for smaller facilities. In-vessel composting is not cost-effective for smaller or medium facilities and there are no known, unsubsidized facilities in the SCAQMD that would comply with such rule requirements.

It should also be noted that in practice, the facilities that are actually subject to SCAQMD Rule 1133.2 will have much larger throughputs than 1,000 ton per year

throughput threshold given in the rule. SCAQMD Rule 1133.2 includes the following exemptions for existing co-composting operations with a design capacity of less than 35,000 tons of throughput per year containing no more than 20 percent biosolids by volume and new and existing municipal facilities using aeration and processing less than 5,000 tons of biosolids or manure per year. In addition many operations in the SCAQMD have found it to be economical to transport these materials to other jurisdictions for processing. An example of this is the Synagro South Kern Compost Manufacturing Facility, which is a newer facility located in the Valley and processes biosolids transported from SCAQMD.

Because some mitigation measures are only cost-effective for larger facilities, District staff developed the concept of Class One and Class Two mitigation measures. Class One mitigation measures are cost effective options for all facilities, regardless of size. These measures are management practices found to be best practices for all composting operations.

Class Two mitigation measures are the technology options and achieve reductions greater than Class One mitigation measures; however, they were determined to not be cost effective for facilities with throughputs of less than 100,000 wet tons per year.

District Rule 4565 requires reductions from two additional categories (landfilling and land applying) when compared to SCAQMD Rule 1133.2. For the third category, composting, District staff determined it is not cost effective to require in-vessel (enclosed) composting.

B. No rules that apply to biosolids, animal manure, and/or poultry litter operations were located for the air districts listed below

- Amador County Air Pollution Control District (ACAPCD)
- Bay Area Air Quality Management District (BAAQMD)
- Eastern Kern County Air Pollution Control District (EKAPCD)
- El Dorado County Air Quality Management District
- Imperial County Air Pollution Control District (ICAPCD)
- Mojave Desert Air Quality Management District (MDAQMD)
- North Coast Unified Air Quality Management District (NCAQMD)
- Placer County Air Pollution Control District (PCAPCD)
- Sacramento Metropolitan Air Quality Management District (SMAQMD)
- San Diego County Air Pollution Control District (SDCAPCD)
- Ventura County Air Pollution Control District (VCAPCD)
- Yolo-Solano Air Quality Management District (YSAQMD)

C. IDAPA 58.01.01 Sections 760-764: Rules for the Control of Ammonia from Dairy Farms

The purpose of IDAPA 58.01.01 Sections 760-764 is to set forth requirements for the control of ammonia through best management practices (BMPs) for certain size dairy farms licensed by the Idaho State Department of Agriculture to sell milk for human consumption.

This regulation only applies to large dairies and does not apply to other agricultural facilities or facilities in which the primary activity is the production of compost. Therefore, it was determined that this regulation is not relevant to the current analysis since it does not specifically limit emissions from composting facilities.

IV. Conclusion

While BACM and MSM requirements do not apply to ammonia since it is not a significant precursor to PM_{2.5} formation in the Valley, District staff concludes that District Rule 4565 meets BACM and MSM requirements for ammonia emissions from biosolids, animal manure, and poultry litter operations. The District evaluated the feasibility of additional ammonia emissions reductions and did not identify any additional feasible measures.

Major Sources of Ammonia

The facilities listed below were identified as potential major sources of NH₃ in the Valley. In all cases, the NH₃ emissions from the facilities were entirely or primarily the direct result of the use of catalytic emission controls to reduce NO_x emissions to acceptable levels as determined by regulatory agencies including, EPA, ARB, the District, and, in one case the California Energy Commission (CEC). Because the Valley is primarily a rural NO_x-limited area, NO_x reductions are the most critical element of District's plans to reach attainment with the federal ambient air quality standards for both PM_{2.5} and ozone. Therefore, controls that reduce NH₃ while increasing NO_x would increase the formation of PM_{2.5} and ozone in the Valley and would be detrimental to the goals of reaching attainment with the federal ambient air quality standards.

Facility Name: J.R. Simplot Company; District Facility #C-705

This facility produces fertilizers. The NH₃ emissions from this facility are associated with the Nitric acid production plant at the facility. Although ammonia is used in the production of nitric acid, the vast majority of the ammonia introduced is consumed in the production of the nitric acid or recovered. The ammonia emissions from the nitric acid are the result of the use of a non-selective catalytic reduction (NSCR) system to reduce NO_x emissions from the nitric acid plant. The tail gas from nitric acid plants contains large amounts of NO_x and this plant uses NSCR to reduce NO_x to comply with 40 CFR 60 Subpart G (Standards of Performance for Nitric Acid Plants) and federally-enforceable New and Modified Source Review (NSR) limits. The NSR permit for this facility includes conditions minimizing the allowable amount of NH₃ slip with associated

emissions testing. Because the NH₃ emissions are the direct result of the use of NSCR, which is required to comply with federal NSPS and NSR requirements, and reducing the amount of NH₃ would increase NO_x emissions, this facility is considered to satisfy BACM and MSM for NH₃.

Facility Name: Covanta Delano Inc.; District Facility #S-75

This facility is a biomass power plant. The NH₃ emissions from this facility are the result of the use of NH₃ injection for Selective Non-Catalytic Reduction (SNCR) to control NO_x from two biomass-fired boilers at the facility. Use of the SNCR to reduce NO_x is required by the EPA-issued Prevention of Significant Deterioration (PSD) Permit PSD ATC SJ 90-01 and federally-enforceable NSR conditions and also required to comply with 40 CFR 60 Subpart Db (Standards of Performance for Industrial-Commercial-Institutional Steam Generating Units). The NSR permits state, "*Ammonia shall be injected into boiler at a rate, in pounds per ton of biomass fuel introduced into boiler, which results in compliance with the NO_x emission limitation.*" Permit PSD ATC SJ 90-01 states "... A SNCR system utilizing ammonia injection shall be incorporated within the boilers. Ammonia shall be injected continuously during all periods of operation at a rate which results in compliance with the NO_x emission limits." Because a perfect reaction cannot be achieved, some excess NH₃ must be injected in the boiler stacks to reduce NO_x to acceptable levels and this excess unreacted NH₃ escapes the stack as slip. The facility incurs a cost for all of the NH₃ injected into the boiler stacks, so there is an incentive to minimize NH₃ slip to reduce costs associated with compliance with the NO_x limits. In addition, the NSR permits for the biomass-fired boilers include conditions limiting the allowable amount of NH₃ slip.

The NH₃ emissions from the biomass boilers are the direct result of the use of SNCR, which is required by NSR conditions and the EPA-issued PSD Permit PSD ATC SJ 90-01 and required to comply with the requirements of Federal NSPS. The NSR permits for the biomass-fired boilers include conditions limiting the allowable amount of NH₃ slip with associated emissions testing, and further reducing the amount of NH₃ could potentially increase NO_x emissions; therefore, this facility is considered to satisfy BACM and MSM for NH₃.

Facility Name: Northern California Power; District Facility #N-2697

This facility is a natural gas power plant. The NH₃ emissions from this facility are the result of the use of NH₃ injection for Selective Catalytic Reduction (SCR) to control NO_x from two natural gas-fired turbines at the facility. Use of the SCR to reduce NO_x is required by federally-enforceable NSR conditions and also required to comply with the federally-enforceable requirements of District Rule 4703 (Stationary Gas Turbines), which is included in the SIP. Because a perfect reaction cannot be achieved, some excess NH₃ must be injected to reduce NO_x to acceptable levels. The excess unreacted NH₃ escapes the stack as slip. The facility incurs a cost for all of the NH₃ injected into the stacks, so there is an incentive to minimize NH₃ slip to reduce costs associated with the compliance with the NO_x limits. In addition, the NSR permits for the natural gas-fired turbines include conditions limiting the allowable amount of NH₃ slip.

The NH₃ emissions from the natural gas-fired turbines are the direct result of the use SCR, which is required by NSR conditions and required to comply with the federally-enforceable requirements of District Rule 4703. The NSR permits for the natural gas-fired turbines include conditions limiting the allowable amount of NH₃ slip and associated emissions testing, and further reducing the amount of NH₃ could potentially increase NO_x emissions; therefore, this facility is considered to satisfy BACM and MSM for NH₃.

Conclusion

While BACM and MSM requirements do not apply to ammonia since it is not a significant precursor to PM_{2.5} formation in the Valley, District staff concludes that major sources of ammonia in the Valley satisfy BACM and MSM requirements for NH₃. The District evaluated the feasibility of additional ammonia emissions reductions and did not identify any additional feasible measures.

Table C-37 Emission Inventory Codes

Control Measure	Emission Inventory Codes
Rule 4103 (Open Burning)	670-660-0262-9842; 670-660-0262-9862; 670-660-0262-9874; 670-660-0262-9884; 670-660-0262-9888; 670-660-0262-9892; 670-662-0262-9878; 670-668-0200-9858; 670-668-0200-9872; 670-668-0200-9886; 670-995-0240-9848
Rule 4104 (Reduction of Animal Matter)	420-995-6004-0000
Rule 4106 (Prescribed Burns)	670-666-0200-0000; 670-670-0200-0000
Rule 4203 (Particulate Matter Emissions from the Incineration of Combustible Refuse)	010-005-0243-0000
Rule 4204 (Cotton Gins)	420-418-6028-0000; 420-420-6028-0000
Rule 4301 (Fuel Burning Equipment)	
Rule 4307 (Boilers, Steam Generators and Process Heaters 2 – 5 MMBtu/hr)	010-005-0110-0000; 010-005-0124-0000; 010-005-0130-0000; 010-005-0300-0000; 010-005-1220-0000; 020-005-0110-0000; 030-005-0110-0000; 030-005-0124-0000; 030-005-0130-0000; 030-005-1220-0000; 030-005-1530-0000; 030-010-0110-0000; 030-010-0130-0000; 030-010-1220-0000; 030-010-1600-0000; 030-015-0110-0000; 030-015-0130-0000; 040-005-0110-0000; 040-005-1530-0000; 040-010-0100-0000; 040-010-0110-0000; 040-010-0120-0000; 040-010-0130-0000; 040-010-1000-0000; 050-005-0110-0000; 050-005-0122-0000; 050-005-0124-0000; 050-005-0130-0000; 050-005-0320-0000; 050-005-1100-0000; 050-005-1220-0000; 050-005-1510-0000; 050-005-1520-0000; 050-005-3220-0000; 050-010-0110-0000; 050-010-0120-0000; 050-010-0320-0000; 050-010-1220-0000; 050-010-1500-0000; 052-005-0110-0000; 052-005-0124-0000; 052-005-1220-0000; 052-010-0110-0000; 052-010-0120-0000; 052-010-1224-0000; 060-005-0110-0000; 060-005-0122-0000; 060-005-0124-0000; 060-005-0130-0000; 060-005-0142-0000; 060-005-0144-0000; 060-005-0320-0000; 060-005-1220-0000; 060-005-1510-0000; 060-005-1520-0000; 060-010-0100-0000; 060-010-0110-0000; 060-010-0120-0000; 060-010-0142-0000 The EICs are the same for Rules 4306/4320, 4307, and 4308; the three rules share a combined emission inventory. Baseline emissions from the 2008 and 2009 rule amendments of these rules were used to determine the percentage of emissions for each rule. Those respective percentages are applied to the combined inventory to get the individual emission inventories.
Rule 4308 (Boilers, Steam Generators and Process Heaters 0.075 to less than 2.0 MMBtu/hr)	The EICs are the same for Rules 4306/4320, 4307, and 4308; the three rules share a combined emission inventory. Baseline emissions from the 2008 and 2009 rule amendments of these rules were used to determine the percentage of emissions for each rule. Those respective percentages are applied to the combined inventory to get the individual emission inventories. See Rule 4307 for the EICs.

Control Measure	Emission Inventory Codes
Rule 4309 (Dryers)	430-422-7078-0000; 430-424-7006-0000; 430-995-7000-0000; 499-995-0000-0000; 499-995-5630-0000
Rule 4311 (Flares)	110-132-0130-0000; 110-132-0146-0000; 120-132-0136-0000; 130-132-0110-0000; 130-132-0130-0000; 130-132-0136-0000; 310-320-0010-0000; 310-320-0110-0000; 310-320-0120-0000; 310-320-0130-0000; 310-320-0136-0000; 310-320-1600-0000; 320-320-0010-0000; 320-320-0110-0000; 320-320-0120-0000; 320-320-0130-0000
Rule 4313 (Lime Kilns)	Lime kilns are not included in the ARB emissions inventory. There are no lime kilns currently operating in the Valley.
Rule 4320 (AERO for Boilers, Steam Generators, and Process Heaters >5 MMBtu/hr)	The EICs are the same for Rules 4306/4320, 4307, and 4308; the three rules share a combined emission inventory. Baseline emissions from the 2008 and 2009 rule amendments of these rules were used to determine the percentage of emissions for each rule. Those respective percentages are applied to the combined inventory to get the individual emission inventories. See Rule 4307 for the EICs.
Rule 4352 (Solid Fuel Fired Boilers, Steam Generators, and Process Heaters)	010-005-0214-0000; 010-005-0218-0000; 010-005-0220-0000; 010-005-0240-0000; 010-005-0243-0000; 010-005-0254-0000; 020-005-0218-0000; 020-005-0230-0000; 030-005-0214-0000; 050-005-0214-0000; 050-005-0240-0000; 050-005-0254-0000; 052-005-0240-0000; 060-005-0240-0000; 060-005-0264-0000
Rule 4354 (Glass Melting Furnaces)	460-460-7037-0000; 460-460-7038-0000; 460-460-7039-0000
Rule 4550 (Conservation Management Practices)	620-614-5400-0000; 620-615-5400-0000; 650-650-5400-0000; 650-651-5400-0000
Rule 4641 (Cutback, Slow Cure, and Emulsified Asphalt, Paving and Maintenance Operations)	540-560-0400-0000; 540-562-0400-0000; 540-564-0400-0000; 540-566-0400-0000
Rule 4692 (Commercial Charbroiling)	690-680-6000-0000
4693 (Bakery Ovens)	420-412-6012-0000; 420-412-6037-0000
Rule 4702 (Internal Combustion Engines)	010-040-0110-0000; 010-040-1200-0000; 020-040-0110-0000; 020-040-1200-0000; 030-040-0110-0000; 030-040-0124-0000; 030-040-1200-0000; 030-040-1210-0000; 040-040-0110-0000; 050-040-0012-0000; 050-040-0110-0000; 050-040-0124-0000; 050-040-1200-0000; 052-040-0110-0000; 052-040-1200-0000; 052-042-0110-0000; 052-042-1200-0000; 052-042-1200-0010; 052-042-1200-0011; 060-040-0110-0000; 060-040-0124-0000; 060-040-0142-0000; 060-040-0146-0000; 060-040-1100-0000; 060-040-1200-0000; 060-040-1210-0000; 060-995-1220-0000; 099-040-1200-0000
Rule 4703 (Stationary Gas Turbines)	010-045-0110-0000; 010-045-1200-0000; 020-045-0110-0000; 030-045-0110-0000; 040-045-0134-0000; 050-045-1200-0000; 060-045-0110-0000; 060-045-1200-0000
Rule 4802 (Sulfuric Acid Mist)	410-400-2058-0000

Control Measure	Emission Inventory Codes
Rule 4901 (Wood Burning Fireplaces and Wood Burning Heaters)	610-600-0230-0000; 610-602-0230-0000
Rule 4902 (Residential Water Heaters)	610-608-0110-0000
Rule 4905 (Natural Gas – Fired, Fan Type Residential Central Furnace)	610-606-0110-0000
Rule 8011 (General Requirements)	There is no specific emissions inventory associated with Rule 8011.
Rule 8021 (Construction, Demolition, Excavation, Extraction, and Other Earthmoving Activities)	630-622-5400-0000; 630-624-5400-0000; 630-626-5400-0000; 630-628-5400-0000; 630-634-5400-0000
Rule 8031 (Bulk Materials)	430-436-7006-0000; 430-436-7078-0000; 430-995-7064-0000
Rule 8041 (Carryout and Trackout)	The EICs are included in Rule 8061 (Paved and Unpaved Roads).
Rule 8051 (Open Areas)	650-652-5400-0000
Rule 8061 (Paved and Unpaved Roads)	640-635-5400-0000; 640-637-5400-0000; 640-639-5400-0000; 640-641-5400-0000; 640-643-5400-0000; 645-638-5400-0000; 645-640-5400-0000; 645-644-5400-0000; 645-648-5400-0000
Rule 8071 (Unpaved Vehicle Traffic)	645-645-5400-0000; 645-647-5400-0000. The ARB Emissions Inventory database does not contain emissions data on unpaved vehicle and equipment traffic areas.
Rule 8081 (Ag Sources)	645-646-5400-0000

Control Measure	Emission Inventory Codes
SC 001 (Source Category: Lawn Care Equipment)	860-902-1100-4065; 860-902-1100-4094; 860-902-1100-4095; 860-902-1100-4102; 860-902-1100-4103; 860-902-1100-4112; 860-902-1100-4113; 860-902-1100-4124; 860-902-1100-4125; 860-902-1100-5672; 860-902-1100-5673; 860-902-1100-5684; 860-902-1100-5685; 860-902-1100-5692; 860-902-1100-5693; 860-902-1100-5704; 860-902-1100-5705; 860-902-1100-5724; 860-902-1100-5725; 860-902-1100-7604; 860-902-1100-7605; 860-902-1100-7614; 860-902-1100-7615; 860-902-1100-8104; 860-902-1100-8105; 860-902-1100-8112; 860-902-1100-8113; 860-902-1100-8344; 860-902-1100-8345; 860-902-1100-8352; 860-902-1100-8353; 860-902-1100-8364; 860-902-1100-8365; 860-902-1100-8372; 860-902-1100-8373; 860-902-1100-8384; 860-902-1100-8385; 860-902-1100-9074; 860-902-1100-9075; 860-902-1100-9542; 860-902-1100-9543; 860-902-1100-9554; 860-902-1100-9555; 860-902-1100-9834; 860-902-1100-9835; 860-903-1100-1394; 860-903-1100-1395; 860-903-1100-1404; 860-903-1100-1405; 860-903-1100-4084; 860-903-1100-4085; 860-903-1100-5744; 860-903-1100-5745; 860-903-1100-5754; 860-903-1100-5755; 860-903-1210-1190; 860-903-1210-1200; 860-903-1210-1210; 860-903-1210-1220; 860-903-1210-1230; 860-903-1210-1240; 860-903-1210-1250; 860-903-1210-1350; 860-903-1210-1380; 860-903-1210-4050; 860-903-1210-4070; 860-903-1210-4130; 860-903-1210-4140; 860-903-1210-4150; 860-903-1210-5710; 860-903-1210-5730; 860-903-1210-8390; 860-903-1210-8400; 860-903-1210-8410
SC 002 (Energy Efficiency)	None
SC 003 (Fireworks)	None
SC 004 (Sand and Gravel Operations)	430-422-7078-0000; 430-426-0210-0000; 430-426-7078-0000; 430-426-7092-0000
SC 005 (Asphalt/Concrete Operations)	430-424-7006-0000; 430-424-7050-0000; 430-429-7016-0000; 430-430-7016-0000; 430-430-7018-0000; 430-436-7006-0000; 430-995-7006-0000; 430-995-7012-0000; 430-995-7016-0000; 430-995-7018-0000; 430-995-7050-0000; 430-995-7072-0000
SC 006 (Almond Hulling/Shelling Operations)	420-418-6003-0000
SC 007 (Pistachio Hulling/Shelling Operations)	The EIC is included in SC 006
SC 008 (Agricultural Material Screening/Shaking Operations)	None
SC 009 (Tub Grinding Operations)	None
SC 010 (Abrasive Blasting)	430-428-6084-0000; 430-428-7000-0000; 430-428-7036-0000; 430-428-7078-0000; 430-428-7084-0000; 430-428-7088-0000; 430-428-7090-0000
SC 011 (Bakery Ovens)	N/A

This page intentionally blank.

Appendix C

Stationary and Area Source Control Strategy Evaluations

2016 PLAN FOR THE 2008 8-HOUR OZONE STANDARD

This page intentionally blank.

TABLE OF CONTENTS

C.1	RULE 4103 OPEN BURNING	8
C.2	RULE 4106 PRESCRIBED BURNING AND HAZARD REDUCTION BURNING	20
C.3	RULE 4301 FUEL BURNING EQUIPMENT.....	23
C.4	RULE 4302 INCINERATOR BURNING	25
C.5	RULE 4306 AND RULE 4320 ADVANCED EMISSION REDUCTION OPTIONS FOR BOILERS, STEAM GENERATORS, AND PROCESS HEATERS GREATER THAN 5.0 MMBTU/HR.....	27
C.6	RULE 4307 BOILERS, STEAM GENERATORS AND PROCESS HEATERS–2.0 MMBTU/HR TO 5.0 MMBTU/HR.....	32
C.7	RULE 4308 BOILERS, STEAM GENERATORS AND PROCESS HEATERS–0.075 MMBTU/HR TO LESS THAN 2.0 MMBTU/HR.....	36
C.8	RULE 4309 DRYERS, DEHYDRATORS, AND OVENS.....	40
C.9	RULE 4311 FLARES	43
C.10	RULE 4313 LIME KILNS	49
C.11	RULE 4352 SOLID FUEL FIRED BOILERS, STEAM GENERATORS, AND PROCESS HEATERS	51
C.12	RULE 4354 GLASS MELTING FURNACES.....	55
C.13	RULE 4401 STEAM-ENHANCED CRUDE OIL PRODUCTION WELLS.....	60
C.14	RULE 4402 CRUDE OIL PRODUCTION SUMPS.....	63
C.15	RULE 4404 HEAVY OIL TEST STATION —KERN COUNTY	66
C.16	RULE 4407 IN-SITU COMBUSTION WELL VENTS.....	68
C.17	RULE 4408 GLYCOL DEHYDRATION SYSTEMS.....	71
C.18	RULE 4409 COMPONENTS AT LIGHT CRUDE OIL PRODUCTION FACILITIES, NATURAL GAS PRODUCTION FACILITIES, AND NATURAL GAS PROCESSING FACILITIES	73
C.19	RULE 4453 REFINERY VACUUM PRODUCING DEVICES OR SYSTEMS	76
C.20	RULE 4454 REFINERY PROCESS UNIT TURNAROUND	78
C.21	RULE 4455 COMPONENTS AT PETROLEUM REFINERIES, GAS LIQUIDS PROCESSING FACILITIES, AND CHEMICAL PLANTS	80
C.22	RULE 4565 BIOSOLIDS, ANIMAL MANURE, AND POULTRY LITTER OPERATIONS.....	83
C.23	RULE 4566 ORGANIC MATERIAL COMPOSTING OPERATIONS	85
C.24	RULE 4570 CONFINED ANIMAL FACILITIES	87
C.25	RULE 4601 ARCHITECTURAL COATINGS	92
C.26	RULE 4602 MOTOR VEHICLE ASSEMBLY COATINGS.....	95
C.27	RULE 4603 SURFACE COATING OF METAL PARTS AND PRODUCTS, PLASTIC PARTS AND PRODUCTS, AND PLEASURE CRAFTS.....	97
C.28	RULE 4604 CAN AND COIL COATING OPERATIONS	100
C.29	RULE 4605 AEROSPACE ASSEMBLY AND COMPONENT COATING OPERATIONS	103
C.30	RULE 4606 WOOD PRODUCTS AND FLAT WOOD PANELING PRODUCTS COATING OPERATIONS	106
C.31	RULE 4607 GRAPHIC ARTS AND PAPER FILM, FOIL, AND FABRIC COATINGS.....	109
C.32	RULE 4610 GLASS COATING OPERATIONS.....	113
C.33	RULE 4612 MOTOR VEHICLE AND MOBILE EQUIPMENT COATING OPERATIONS.....	115
C.34	RULE 4621 GASOLINE TRANSFER INTO STATIONARY STORAGE CONTAINERS, DELIVERY VESSELS, AND BULK PLANTS	119

C.35	RULE 4622 GASOLINE TRANSFER INTO MOTOR VEHICLE FUEL TANKS	122
C.36	RULE 4623 STORAGE OF ORGANIC LIQUIDS	124
C.37	RULE 4624 TRANSFER OF ORGANIC LIQUID	127
C.38	RULE 4625 WASTEWATER SEPARATORS	130
C.39	RULE 4641 CUTBACK, SLOW CURE, AND EMULSIFIED ASPHALT, PAVING, AND MAINTENANCE OPERATIONS.....	132
C.40	RULE 4642 SOLID WASTE DISPOSAL SITES.....	135
C.41	RULE 4651 SOIL DECONTAMINATION OPERATIONS	137
C.42	RULE 4652 COATINGS AND INK MANUFACTURING.....	139
C.43	RULE 4653 ADHESIVES AND SEALANTS	142
C.44	RULE 4661 ORGANIC SOLVENTS	145
C.45	RULE 4662 ORGANIC SOLVENTS DEGREASING OPERATIONS.....	148
C.46	RULE 4663 ORGANIC SOLVENT CLEANING, STORAGE, AND DISPOSAL.....	151
C.47	RULE 4672 PETROLEUM SOLVENT DRY CLEANING OPERATIONS.....	153
C.48	RULE 4681 RUBBER TIRE MANUFACTURING	155
C.49	RULE 4682 POLYSTYRENE, POLYETHYLENE, AND POLYPROPYLENE PRODUCTS MANUFACTURING.....	157
C.50	RULE 4684 POLYESTER RESIN OPERATIONS	160
C.51	RULE 4691 VEGETABLE OIL PROCESSING OPERATIONS	163
C.52	RULE 4692 COMMERCIAL CHARBROILERS.....	165
C.53	RULE 4693 BAKERY OVENS	168
C.54	RULE 4694 WINE FERMENTATION AND STORAGE TANKS.....	170
C.55	RULE 4695 BRANDY AGING AND WINE AGING OPERATIONS.....	173
C.56	RULE 4702 INTERNAL COMBUSTION ENGINES.....	175
C.57	RULE 4703 STATIONARY GAS TURBINES.....	198
C.58	RULE 4902 RESIDENTIAL WATER HEATERS.....	201
C.59	RULE 4905 NATURAL GAS-FIRED, FAN-TYPE CENTRAL FURNACES.....	205
C.60	EMISSION INVENTORY CODES	209

Appendix C: Stationary and Area Source Control Strategy Evaluations

The San Joaquin Valley (Valley) faces significant challenges in meeting federal air quality standards (also called National Ambient Air Quality Standards, or NAAQS). The San Joaquin Valley Air Pollution Control District (District) has demonstrated leadership in developing and implementing groundbreaking regulatory strategies to reduce emissions. Tough and innovative rules, such as those for indirect source review, residential wood burning, glass manufacturing, and agricultural burning, have set benchmarks for California and the nation.

The District has adopted many regulatory control measures under the District's air quality attainment plans, including but not limited to the *2007 Ozone Plan*, *2008 PM_{2.5} Plan*, *2012 PM_{2.5} Plan*, *2013 Plan for the Revoked 1-Hour Ozone Standard (2013 Ozone Plan)*, and the *2015 Plan for the 1997 PM_{2.5} Standard (2015 PM_{2.5} Plan)*. District attainment plans contain commitments that serve as control measures to reduce emissions and attain the federal air quality standards. Under the U.S. Environmental Protection Agency (EPA) policy, there is a preference for reliance on control measures that have already been adopted. Table C-1 below identifies control measures the District has already adopted that are contributing to attainment of the 2008 8-hour ozone standard. These adopted District rules will continue to achieve new emissions reductions after 2012, the base year for this plan. However, it's important to note that even pre-2012 emissions reductions are contributing, and will continue to contribute, to the Valley's progress toward clean air.

Table C-1 District Rules Achieving New Emissions Reductions After 2012

<i>District Rules</i>		<i>Date Adopted or Last Amended</i>
4103	Open Burning	4/15/2010
4307	Boilers, Steam Generators, and Process Heaters 2 to 5 MMBtu/hr	5/19/2011
4308	Boilers, Steam Generators, and Process Heaters 0.075 to <2 MMBtu/hr	11/14/2013
4311	Flares	6/18/2009
4306/ 4320	Boilers, Steam Generators, and Process Heaters >5 MMBtu/hr	10/16/2008
4352	Solid Fuel Fired Boilers, Steam Generators and Process Heaters	12/15/2011
4354	Glass Melting Furnaces	5/19/2011
4565	Biosolids, Animal Manure, and Poultry Litter Operations	3/15/2007
4566	Organic Material Composting Operations	8/18/2011
4601	Architectural Coatings	12/17/2009
4605	Aerospace Assembly and Component Coating Operations	9/20/2007
4653	Adhesives and Sealants	9/16/2010
4682	Polystyrene, Polyethylene, and Polypropylene Products Manufacturing	9/20/2007

District Rules		Date Adopted or Last Amended
4684	Polyester Resin Operations	9/20/2007
4702	Internal Combustion Engines	8/18/2011
4905	Natural Gas-Fired, Fan-Type Residential Central Furnaces	1/22/2015
9610	State Implementation Plan Credit for Emission Reductions Generated Through Incentive Programs	6/20/2013

The analyses summarized in this appendix are the result of a robust and exhaustive effort on the part of the District to identify potential emission reduction opportunities. District staff from multiple departments with expertise in the applicable sectors contributed to this effort. The evaluations in this appendix capture relevant background information, examine potential emission reduction opportunities for technological and economic feasibility, and make recommendations for appropriate District actions moving forward.

CONTROL MEASURE EVALUATION METHODOLOGY

Control Measure Evaluations

Each stationary and area source control measure evaluation summarized in this appendix is organized following a thorough and consistent analysis methodology. This methodology includes sections for the following discussions and analyses:

- Emissions inventory
- Rule Description
- Regulatory evaluation of Federal, State, and local regulations, including an assessment of Reasonably Available Control Technology (RACT)
- Summary potential emission reduction opportunities identified and the associated analysis of such opportunities
- Summary of the evaluation findings.

Although this methodology is followed for each individual stationary and area source control measure evaluation, additional sections may be added as appropriate to provide a more complete summary of the analysis performed. The following is a description of the sections in the control measure analyses.

Emissions Inventory

Each control measure evaluation contains an emission inventory table that identifies the summer average emissions of oxides of nitrogen (NO_x) and volatile organic compound (VOC) for the respective control measure for multiple years between 2012, the baseline year for this plan, and 2031, the attainment year. As discussed in detail in Chapter 4, ozone is a product of atmospheric reactions involving VOCs, NO_x, the hydroxyl radical (OH), other radicals, and sunlight. As such, although some District rules control multiple

emissions including oxides of sulfur (SO_x) and particulate matter (PM), this appendix focuses on NO_x and VOC emission inventories and emission reduction opportunities.

The emissions data provided in the emission inventory table is presented as a summer average in tons of emissions per day (tpd) since ozone exceedances occur in the summer months in the Valley. Consistent with the Districts Health Risk Reduction Strategy, to ensure the emissions reductions efforts of this plan contribute to improved air quality and progress toward attainment of the 2008 8-hour ozone standard, the focus is on emissions and activities in the summer months. The data is a compilation of the data sources identified in the emission inventory appendix (see Appendix B).

Rule Description

This section of each control measure will provide a general overview of the rule, including rule applicability, types of sources subject to rule requirements, rule adoption/amendment history, and any other additional pertinent details, as relevant to the control measure evaluation.

How does the District rule compare with federal and regulations?

This section of the control measure evaluation includes a comparison of District rules to federal air quality regulations and standards. Research of federal regulations includes literature review of the following regulations and guidance documents:

- **CTG**: Control Techniques Guidelines¹
- **ACT**: Alternative Control Techniques²
- **NSPS**: New Source Performance Standards³
- **NESHAP**: National Emission Standards for Hazardous Air Pollutants⁴
- **MACT**: Maximum Achievable Control Technology⁵

How does the District rule compare with California State regulations?

Generally, state regulations are specific to mobile sources and area sources such as consumer products. However, sometimes ARB will adopt a *Suggested Control Measure* (SCM) for area sources, such as the SCM for architectural coatings promulgated in September of 2007. Additionally, there are some California Health and Safety Code (CH&SC) requirements and ARB Airborne Toxic Control Measures (ATCM)⁶ that apply to stationary and area sources. Most of the rules evaluated in this plan do not have an ARB regulation or SCM associated with their source category. The

¹ EPA. Control Techniques Guidelines. Retrieved from <http://www.epa.gov/groundlevelozone/SIPToolkit/ctgs.html>

² EPA. Alternative Control Techniques. Retrieved from <http://www.epa.gov/groundlevelozone/SIPToolkit/ctgs.html>

³ EPA. 40 CFR 60 – Standards of Performance for New Stationary Sources (NSPS). Retrieved from <http://www.tceq.state.tx.us/permitting/air/rules/federal/60/60hmpg.html>

⁴ EPA. 40 CFR 61 – National Emission Standards for Hazardous Air Pollutants (NESHAPs). Retrieved from <http://www.tceq.state.tx.us/permitting/air/rules/federal/61/61hmpg.html>

⁵ EPA. 40 CFR 63 – Maximum Achievable Control Technology (MACT). Retrieved from <http://www.tceq.state.tx.us/permitting/air/rules/federal/63/63hmpg.html>

⁶ California Air Resources Board (ARB). Airborne Toxic Control Measures (ATCMs). Retrieved from <http://www.arb.ca.gov/toxics/atcm/atcm.htm>

District has included and evaluated all relevant state guidelines identified within the applicable control measure evaluations.

How does the District rule compare to rules in other air districts?

Every control measure was compared to analogous regulations adopted by California's most progressive air districts. Investigation of control strategies and measures in other air districts and agencies includes, but is not limited to the following air districts:

- **BAAQMD:** Bay Area Air Quality Management District⁷
- **SCAQMD:** South Coast Air Quality Management District⁸
- **SMAQMD:** Sacramento Metropolitan Air Quality Management District⁹
- **VCAPCD:** Ventura County Air Pollution Control District¹⁰

In the cases where other air districts or air agencies in other states have been identified as having a more stringent analogous rule, those rules are also summarized and evaluated in this section of the control measure evaluation.

Potential Emission Reduction Opportunities

The District reviewed each control measure to identify potential opportunities for emissions reductions. The results of this review are summarized in this section of the control measure analysis. All potential emission reduction opportunities identified were evaluated for technological and economic feasibility:

- **Technological feasibility** – The technological feasibility analysis determines if a potential opportunity to reduce emissions is viable for existing facilities and operators in the Valley, given their current operating needs and restrictions. District analysis of technological feasibility includes a literature review of BACT guidelines; District permits; environmental and technological studies; EPA and ARB guideline documents; and other air districts' rules, regulations, and guidelines, to identify potential opportunities and determine the technological feasibility of any identified potential opportunities.
- **Economic feasibility** – To determine economic feasibility, a cost effectiveness analysis is conducted to evaluate the economic reasonableness of an air pollution control measure or technology as it applies to operators in the Valley. A cost effectiveness analysis examines the added cost, in dollars per year, of the control technology or technique, divided by the emissions reductions achieved, in tons per year.

⁷ Bay Area Air Quality Management District (BAAQMD). Rules and Regulations. Retrieved from <http://www.baaqmd.gov/Divisions/Planning-and-Research/Rules-and-Regulations.aspx>

⁸ South Coast Air Quality Management District (SCAQMD). Rules and Regulations. Retrieved from <http://www.aqmd.gov/home/regulations/rules/scaqmd-rule-book/table-of-contents>

⁹ Sacramento Metropolitan Air Quality Management District (SMAQMD). Rules and Regulations. Retrieved from <http://www.airquality.org/rules/>

¹⁰ Ventura County Air Pollution Control District (VCAPCD). Rules and Regulation. Retrieved from <http://www.vcapcd.org/Rulebook/RuleIndex.htm>

The District reviewed staff reports and studies from other air districts, EPA technical guidance documents, and applicable study data from the scientific community to assist in evaluating the technological and economic feasibility of potential emission reduction opportunities.

Evaluation Findings

This section includes a summary of the District's findings from the full control measure evaluation and includes any recommendations, such as a new or amended rule or further study actions. See Chapter 5 for a summary of all proposed recommendations.

The *Evaluation Findings* section also includes a brief conclusion whether the District rule under evaluation satisfies, does not satisfy, or is not subject to federal Reasonably Available Control Technology (RACT) requirements. RACT is "the lowest emission limitation that a particular source is capable of meeting by the application of control technology that is reasonably available considering technological and economic feasibility" (44 FR 53762; September 17, 1979). Per Sections 182(b)(2) and 182(f) of the federal Clean Air Act, ozone nonattainment areas are required to implement RACT for sources that are subject to Control Techniques Guidelines (CTG) issued by EPA and for "major sources" of VOCs and NO_x, which are ozone precursors.

RACT changes over time as new technologies become feasible and cost-effective, thus making them reasonable to require. The District has conducted comprehensive reviews of all NO_x and VOC rules for compliance with federal RACT requirements. For these reviews, the District evaluates all District rules against federal rules, regulations, and technology guidelines, as well as any comparable rules and compliance methods from California's most technologically progressive air districts. In response to the District's *2009 RACT SIP* and related rule amending projects, EPA has issued federal actions documenting their approval of District rules and their concurrence that District rules are at least as stringent as RACT levels. In fact, these efforts show that many District rules are more stringent than established RACT standards. The District adopted its *2014 RACT Demonstration for the 8-Hour Ozone State Implementation Plan (2014 RACT SIP)* on June 19, 2014 to satisfy requirements for the 2008 8-hour ozone standard. The *2014 RACT SIP* analysis shows that the District continues to meet or exceed RACT for all applicable EPA source categories. The RACT evaluations in this appendix continue to build on the foundation established by these previous analyses.

C.1 RULE 4103 OPEN BURNING

C.1.1 Emissions Inventory (Summer Average – Tons per day)

	2012	2015	2018	2021	2024	2027	2029	2030	2031
NOx	0.77	0.76	0.76	0.75	0.75	0.74	0.74	0.74	0.73
VOC	0.91	0.91	0.90	0.89	0.89	0.88	0.88	0.87	0.87

C.1.2 District Rule 4103 Description

The provisions of Rule 4103 apply to open burning conducted in the Valley, with the exception of prescribed burning and hazard reduction burning, as defined in Rule 4106 (Prescribed Burning and Hazard Reduction Burning). The purpose of Rule 4103 is to permit, regulate, and coordinate the use of open burning while minimizing smoke impacts on the public.

Rule 4103 was originally adopted on June 18, 1992 and it has been amended several times to incorporate state law requirements. In 2003, California Senate Bill (SB) 705 (CH&SC Section (§) 41855.5 and 41855.6) established a schedule for specific types of agricultural material to no longer be openly burned in the field, but provided for a postponement of the phase-out where justified by technical and economic impediments. The air quality impacts from open burning in the Valley are of significant concern for the District and Valley growers; as such, Valley growers have reduced open burning through the use of sustainable agricultural practices. Those practices have contributed to a significant reduction in PM emissions since 1992.

The historical practice for disposing of agricultural materials, such as prunings and orchard removals, is to burn the materials. Burning agricultural materials provided an economically feasible method for the timely disposal of these materials, helped prevent the spread of plant diseases, and controlled weeds and pests. As part of implementing SB 705 and enhancing the effectiveness of the District's burn reduction efforts, in 2004 the District established the Smoke Management System (SMS), a more refined method of authorizing or prohibiting individual burns, based on modeled smoke impacts. Rule 4103 and the District's SMS have reduced the total acreage of agricultural materials burned in the Valley to date by more than 80% since 2002.

Agricultural Burn Reports

The most recent amendments to Rule 4103, in April 2010, incorporated the provisions of CH&SC §41855.5 and §41855.6 directly into the rule to more efficiently allow the District to consider the feasibility of non-burning alternatives for specific crops and materials. The amendments also require the District to prepare a Staff Report and Recommendations on Agricultural Burning and then to review and update once every five years to determine if there are feasible alternatives to open burning.

In 2010, the District prepared the *2010 Final Staff Report and Recommendations on Agricultural Burning (2010 Report)* which evaluated each crop category identified in CH&SC §41855.5 and provided recommendations for allowing or prohibiting the open burning of categories as outlined by the senate bill. Based upon the *2010 Report and* the lack of feasible alternatives to open burning, the ARB provided a two year concurrence on the District's recommended postponements. In 2012, the District prepared the *2012 Update: Recommendations on Agricultural Burning (2012 Report)* which re-evaluated the technological and economical impediments for the crop categories that had been postponed. Based upon the *2012 Report, and* the continued lack of feasible alternatives to open burning, the ARB provided an additional three year concurrence on the District's recommended postponements.

In 2015, the District prepared the *2015 Agricultural Burning Review (2015 Review)*, which demonstrated that in the three years since the 2012 evaluation, the availability of technologically achievable and economically feasible alternatives to agricultural burning has significantly worsened due to the severe drought conditions in the Valley and the demise of the biomass industry that historically has provided an alternative to open burning for the considerable amount of agricultural material generated in the Valley. In the *2015 Review* the District requested continued ARB concurrence for the postponement of the remaining crop categories through 2020. In December 2015, ARB granted a five-year concurrence with the assessment for limited exemptions to the phase-out of agricultural burning, consistent with requirements in the CH&SC.¹¹

Smoke Management System

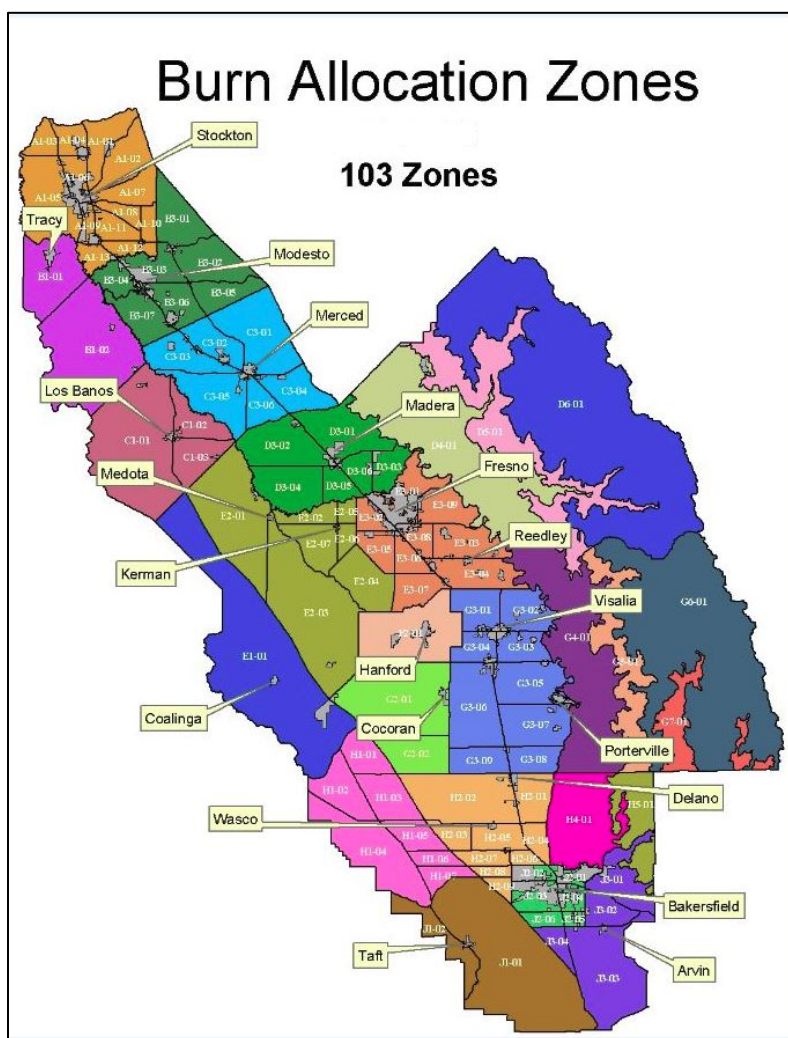
In 2004, the District established the Smoke Management System (SMS), a refined method of authorizing or prohibiting individual open burns based on modeling the air quality impacts of smoke. The entity requesting a burn permit must first provide the District with information about the acres and type of burn material, the specific location of the burn, and the date of the burn. This information is entered into the SMS, where acres are converted to tons of fuel burned using a fuel loading factor based on the specific crop to be burned. Emissions are calculated by multiplying the tons of fuel burned by a crop specific emission factor. A burn request will be authorized after analysis and review from the District Compliance staff, and only if sufficient emissions have been allocated to the burn zone.

The proper management of burning allocations under the SMS ensures that open burning of agricultural materials does not cause any violations of health-based ambient air quality standards, open burning has only been permitted under the District's comprehensive SMS, which uses real-time meteorological information to analyze the impact of burning on air quality and appropriately limit burn allocation by area.

¹¹ ARB concurrence with San Joaquin Valley Air Pollution Control District determination. Letter to Mr. Samir Sheikh from Kurt Karperos, Deputy Executive Officer of the ARB. (2015, December 23)

Under the District’s SMS program, the Valley is divided into 103 zones, see figure C-1 below. The amount of burning allowed in a given zone on a specific day is based on factors such as the local meteorology, the air quality conditions, the atmospheric holding capacity, the amount of burning already approved or happening in a given area, and the potential impacts on downwind populations. In order to avoid violations of relevant air quality standards, District staff must reduce and balance the impacts of agricultural burning, wildfires, and prescribed burning. In some cases when the wildfire smoke impacts are severe, no agricultural burning is allowed. In the summer of 2015 when wildfire smoke impacted the Valley’s air quality, the agricultural community had to be flexible to wait for the next burn window to appear. During this period, District staff worked hard to find burn windows under good to marginal dispersion conditions to allow agricultural burning to continue in the middle of the wildfire season.

Figure C-1 Agricultural Burn Zones Defined in the District SMS



Check Before You Burn Season

During the wood-burning season from November through February, the District implements even tighter open burning restrictions based on the daily residential wood-burning declarations issued for the Check Before You Burn program. With the recent amendment of Rule 4901, residential wood-burning with unregistered devices is no longer allowed when an area's forecasted PM_{2.5} concentration is expected to be greater than or equal to 20 µg/m³. This threshold is now lower compared to past years when it was set at 30 µg/m³. To be consistent with the residential wood-burning declaration, an area's burn zones in SMS are allocated zero emissions when residential wood-burning is prohibited in that area. Following similar procedures discussed above, zones directly adjacent to an area where residential wood-burning is restricted are also allocated zero emissions. Under this policy, agricultural burning is placed under tighter control during the winter season and burning is only allowed when air quality is expected to be below 20 µg/m³. This happens when meteorological conditions are projected to be conducive for pollutant dispersion, which is well below the current federal 24-hour average PM_{2.5} standard of 35 µg/m³.

Burn Prohibition Date Postponements

Through the *2010 Report*, the District made the determination, consistent with the CH&SC requirements, to postpone the burn prohibition dates and allow continued burning of certain crop categories (see table below).

Table C-2 Burn Permits Allowed for the Following Crops

Crop Category	Burn Permits Prohibited	Burn Permits Allowed
Field Crops	Alfalfa, asparagus, barley stubble, beans, corn, cotton, flower straw, hay, lemon grass, oat stubble, pea vines, peanuts, safflower, sugar cane, vegetable crops, and wheat stubble	Rice stubble up to 70% of the total acreage of rice farmed by the operator per year Residual rice stubble, spot burning of rice stubble, and burning of weeds and vegetative materials on rice field levees and banks
Prunings	Apricot crops, avocado crops, bushberry crops, cherry crops, Christmas trees, citrus crops, date crops, eucalyptus crops, kiwi crops, nectarine crops, nursery prunings, olive crops, pasture or corral trees, peach crops, persimmon crops, pistachio crops, plum crops, pluot crops, pomegranate crops, prune crops, rose crops, and fig crops	Apple crops, pear crops, and quince crops
Weed Abatement	Berms, fence rows, pasture, grass, and bermuda grass	Weed abatement activities affecting ponding and levee banks

Crop Category	Burn Permits Prohibited	Burn Permits Allowed
Orchard Removals	Orchard removal matter of more than 15 acres at a single location, per calendar year, citrus crops > 3,500 acres	Citrus crops < 3,500 acres, apple crops, pear crops, quince crops, and orchard removal matter from a total of 15 acres or less of orchard removal at a single location, per calendar year
Vineyard Removals	None at this time	Vineyard removal materials from grape and kiwi crops
Surface Harvested Prunings	Grape canes (defined as "vineyard materials"), grape vines, and prunings of almond, walnut, and pecan crops for each agricultural operation whose total nut acreage at all agricultural operation sites is 3,500 acres or more	Raisin trays (defined as "vineyard materials"), and up to 20 acres of prunings per year for almond, walnut, and pecan crops for agricultural operations whose total nut acreage at all agricultural operation sites is less than 3,500 acres with a case-by-case allowance of additional burn requests based on economic feasibility
Other Materials	Brooder paper and deceased goats	Diseased beehives

Effects of Drought on Agricultural Burning

California is currently suffering through the worst drought in recorded history. Despite improved atmospheric conditions during the winter of 2014-2015, precipitation remained well below average for most of the Valley. Snow pack levels during winter of 2014-2015 hit a record low at 6% of normal. Since January 2014, the Governor declared California to be in a state of Drought Emergency, and the entire Valley is under "exceptional" drought conditions. Federal and state surface water deliveries are at an all-time low of zero- to twenty-percent allocation, and cities and towns have implemented a mandatory 25% reduction in water usage.

The drought conditions described above have resulted in a significant increase in fallowed land, with far more expected to follow. To date hundreds of thousands of acres of orchards, vineyards and other agricultural crops have been fallowed in the San Joaquin Valley in response to the drought. Removal of agricultural material has increased significantly and is expected to continue increasing for several more years. With the biomass industry in jeopardy, the extra agricultural material has nowhere to go.

C.1.3 How does District Rule 4103 compare with federal rules and regulations?

C.1.3.1 EPA – Control Technique Guidelines (CTG)

EPA CTG requirements are not applicable to this source category.

C.1.3.2 EPA – Alternative Control Techniques (ACT) Document

EPA ACT requirements are not applicable to this source category.

C.1.3.3 Standards of Performance for New Stationary Sources (NSPS)

EPA NSPS requirements are not applicable to this source category.

C.1.3.4 National Emission Standards for Hazardous Air Pollutants (NESHAPs) and Maximum Achievable Control Technologies (MACTs)

EPA NESHAP and MACT requirements are not applicable to this source category.

C.1.4 How does District Rule 4103 compare to California State regulations?

California Health and Safety Code (CH&SC) Section (§) 41850-41866 (Agricultural Burning) is the California state regulation applicable to agricultural open burning activities.

The District has continued to work closely with the stakeholders to identify economically feasible alternatives to open burning of various agricultural materials and to meet its legal obligation under the CH&SC. To fulfill the state law requirements, the District has implemented the requirements for most crop categories identified in CH&SC §41855.5. In addition to those requirements, the state law authorizes the District to postpone the burn prohibition dates for specific types of agricultural material if the District makes three specific determinations and the Air Resources Board (ARB) concurs. The determinations are: (1) there are no economically feasible alternatives to open burning for that type of material; (2) open burning for that type of material will not cause or substantially contribute to a violation of an air quality standard; and (3) there is no long-term federal or state funding commitment for the continued operation of biomass facilities in the Valley or the development of alternatives to burning.

The District amended Rule 4103 in April 2010 to incorporate CH&SC requirements and committed the District to review its determinations for any postponed crops and materials at least once every five years. In 2010, the District also evaluated each crop category identified in CH&SC §41855.5 to determine any technologically and economically feasible alternatives to open burning. After working extensively with stakeholders to understand viable alternatives to open burning and the associated costs, the District provided recommendations for allowing or prohibiting the open burning of agricultural material categories in the District's *2010 Final Staff Report and Recommendations on Agricultural Burning*. ARB concurred with the District's determinations and recommendations; however, ARB made a one-time request that the District re-visit the 2010 findings after two years to determine if additional reductions in open burning were feasible.

The District revisited its 2010 analysis in 2012 and submitted those findings to ARB. The 2012 Report showed that in the two years since the 2010 Report, there had been no significant changes in the economic feasibility of various alternatives to agricultural burning. The amount of agricultural materials accepted at biomass facilities continued to fluctuate based on market conditions and there were no long-term federal or state funding commitments for the operation of biomass facilities or development of

alternatives to burning. EPA finalized approval for Rule 4103 on January 4, 2012 and deemed this rule as at least meeting RACT requirements.¹² The District reevaluated the availability of alternatives to open burning in the *2014 Reasonably Available Control Technology Demonstration for the 8-Hour Ozone State Implementation Plan (2014 RACT SIP)* and again in its *2015 Review*. Based on information provided in the *2015 Review*, ARB concurred that the limited exemptions are appropriate through 2020.

C.1.5 How does this rule compare to rules in other air districts?

C.1.5.1 Bay Area AQMD

C.1.5.1.1 Regulation 5 (Open Burning)

The requirements of Rule 4103 are more stringent than the requirements in Regulation 5. Regulation 5 was last amended on June 19, 2013 to add new fee requirements. The amendments did not implement any requirements more stringent than the current requirements in District Rule 4103.

C.1.5.2 Sacramento Metropolitan AQMD

C.1.5.2.1 Rule 407 (Open Burning)

The requirements of Rule 4103 are more stringent than the requirements in Rule 407.

C.1.5.3 South Coast AQMD

C.1.5.3.1 Rule 444 (Open Burning)

The requirements of Rule 4103 are more stringent than the requirements in Rule 444. Rule 444 was last amended on July 12, 2013 to address beach burning activities. The amendments apply to sources that do not exist within District's boundaries. Rule 444 also restricts burning on residential wood combustion curtailment days. As discussed in detail above, this is a practice that has already been implemented by the District within the Valley.

C.1.5.4 Ventura County APCD

C.1.5.4.1 Rule 56 (Open Burning)

The requirements of Rule 4103 are more stringent than the requirements in Rule 56.

¹² Revisions to the California State Implementation Plan, San Joaquin Valley Unified Air Pollution Control District, 75 Fed. Reg. 2, pp 214-217 (2012, January 4). (to be codified at 40 CFR Part 52)

C.1.6 Potential Emission Reduction Opportunities

A number of alternatives to open burning have been identified with potential to reduce emissions from this source category. Those alternatives are described in detail below and include the following:

- Biomass power plants
- Pyrolysis
- Bio-char
- Bio-oil
- High solids anaerobic digestion
- Composting
- Fiberboard
- Mulch/land application/soil incorporation
- Cellulosic ethanol production

C.1.6.1.1 Biomass Power Plants

Biomass power plants are a significant alternative to the open burning of agricultural material and the emissions associated with it. Biomass burning of agricultural material is preferable to open burning as it combusts the material more completely, results in fewer emissions, and provides an alternative source of energy in the Valley.

The biomass industry is primarily the product of the Public Utility Regulatory Policy Act (PURPA) which was enacted in 1978 at the height of the energy crisis to promote the use of alternative nonutility power generation. Today, these facilities are fully depreciated and have lost, or are nearing the ends of, their long-term contracts to sell their power to the utilities. In addition, biomass facilities are facing numerous obstacles to remain in operation including price disadvantage, demand for intermittent power instead of baseload power, and lack of federal and state funding.

Much has changed in the energy markets since PURPA was implemented. Natural gas has replaced oil for electricity generation, and supplies of natural gas have increased, driving down the wholesale cost of electricity. California has adopted a Renewable Portfolio Standard (RPS) that requires 33% of the power that is purchased by utilities be renewable. This has driven competition to fill the renewable energy needs of the state. Under the RPS, Investor Owned Utilities (IOUs) have tended to favor lower cost intermittent sources of renewable power, such as solar and wind. This has left the biomass industry in a position where the power that they produce is not desirable, since most biomass plants provide baseload power instead of intermittent power, and the current rate being paid for power does not allow them to remain viable.

Given the current energy policy, the biomass industry does not compete well under the current procurement policies of the state's IOUs. Historically, the biomass facilities have demanded 12-13 cents per kilowatt-hour, which has been necessary to retain economic viability. Pricewise, this places biomass facilities at a competitive disadvantage with other renewable fuels that can be procured at a much lower cost. Under the state's RPS, program pricing information is confidential, however, anecdotal

evidence is that currently the IOUs are purchasing power from solar and wind facilities at approximately 8 cents per kilowatt-hour.

Another factor that negatively impacts the competitive position of biomass generated power is due to the fact that such plants provide “baseload” power. As baseload generators, biomass facilities cannot produce power that can be turned on quickly, and therefore, cannot meet the power system’s demand for “ramping services”. The demand for ramping services is compounded by continued increase in the use of wind and solar renewable sources, which is partially triggered by the state’s RPS goals. If current trends persist, this issue will worsen in the future. It is estimated that by 2020, solar and wind will account for three-quarters of the state’s renewable power and 20% of the state’s total electricity supply. The net effect of this is a further transition away from baseload generators to more flexible generators that can be turned-on and turned-off when needed. Under this scenario, not only do biomass facilities have difficulty competing directly on price, but they also do not provide the type of power that is desired. While under this scenario the state can meet its renewable power goals, the potential loss of biomass plants can impact the state’s broader greenhouse gas reduction goals under AB 32 by increasing GHG emissions in sectors that currently rely on biomass plants for disposal of materials including the agricultural industry, landfills, and forests.

The biomass industry also struggles to provide consistent service to farmers needing timely removal of material to ensure the land is ready for the next planting season. In the past, lack of coordination and available storage for biomass fuels has caused uncertainty over the timing of material removal. The inability to guarantee consistent acceptance of agricultural biomass offers further confirmation that remaining crop categories should be allowed to continue open burning. A complete prohibition of open burning would result in a massive increase in agricultural material requiring disposal, placing an even greater strain on an already precarious situation.

As shown in Table C-3, since 2012, five Valley biomass facilities have shut down operations. In addition, the Valley’s largest biomass plant (Covanta Delano) has stopped receiving new material as of November 1, 2015, and has informed the District that they plan to shut down operations at the end of the year because they have been unable to secure a viable Purchase Power Agreement.

Table C-3 Status of Biomass Facilities in the Valley

Facility Name	City	Capacity (MW)	Status
Rio Bravo Fresno	Fresno	28.5	
Covanta Mendota, LP	Mendota	30.0	CLOSED Dec. 2015
Madera Power, LLC	Madera	28.5	CLOSED Feb. 2012
Ampersand Chowchilla Biomass, LLC	Chowchilla	12.5	
Merced Power. LLC	Merced	13.0	
Thermal Energy Dev Partnership, LP	Tracy	20.5	CLOSED Oct. 2014
DTE Stockton, LLC	Stockton	54.0	
Covanta Delano, Inc.	Delano	56.5	DORMANT Dec. 2015
Sierra Power Corporation	Terra Bella	9.4	CLOSED Jan. 2014

Facility Name	City	Capacity (MW)	Status
Mt. Poso Cogeneration Company, LLC	Bakersfield	49.9	
CRES Inc. d/b/a Dinuba Energy	Dinuba	11.5	CLOSED Sept. 2015

The loss of these facilities has considerably reduced the available options to dispose of agricultural wood waste, especially material from large orchard removals. As a result, many agricultural growers have lost the primary economically feasible disposal option for their orchard removal material. This could not come at a worse time as there has been an increase in the number of large orchard removals over the past year due in large part to the effects of the extreme drought emergency currently facing the state.

The biomass industry has long relied on a combination of state and federal financial incentives to directly support their relatively higher production costs. These incentives have ranged from tax credits to monetary grants, but have all expired over the last decade. Examples of these programs include the federal Renewable Electricity Production Tax Credit, expired in 2013, state Existing Renewable Facilities Program, expired in 2011, and state Biomass-to-Energy incentive Grant Program, expired in 2003. Therefore, there are currently no long-term federal or state funding commitments for the operation of biomass facilities or development of alternatives to burning.

Potential Technologies to Provide Alternatives to Agricultural Open Burning

The District has found no breakthroughs in technologically achievable and economically feasible alternatives to open burning and traditional biomass power plants. While every effort should be taken to save this existing resource, the District believes that there is an urgent need to investigate other alternatives for the disposal of agricultural waste material. The following are potential technologies that the District may pursue through the District's Technology Advancement Program. Funding from the California Energy Commission, Department of Energy, and others will also be needed.

Pyrolysis – Gasification: Pyrolysis is a possible path to convert agricultural biomass to higher value products. Pyrolysis is the heating of an organic material, such as biomass, in the absence of oxygen. It is the first step of producing a flammable gas called synthetic gas (syngas). Burning syngas offers certain advantages over directly burning biomass because the gas can be cleaned and filtered to remove problematic chemical compounds. Using syngas is also potentially more efficient than direct combustion of biomass because the gas can be combusted at higher temperatures. Syngas can also be used to produce methanol and hydrogen, or converted into a liquid fuel; with lower emissions than existing biomass combustion power plants, this is a viable alternative for farm-scale or small-scale power production. There are currently a few operational units in California, including two in the Valley.

Bio-char: Bio-char is a name for charcoal when it is used for particular purposes, especially as a soil amendment. Like charcoal, bio-char is created by pyrolysis of biomass. Bio-char can increase soil fertility and agricultural productivity. Bio-char can also be processed into activated carbon that can be used for the removal of specific compounds from gaseous and liquid streams.

Bio-oil: Bio-oil, sometimes also known as bio-crude or pyrolysis oil is a mixture of organic compounds that is distilled from the products of fast pyrolysis of biomass at about 500°C. Bio-oil can be used as fuel in boilers and also used in power generation equipment. Bio-oil also can be upgraded to renewable transportation fuels, as well. However, bio-oil with high cellulosic materials such as orchard debris is not currently commercially viable.

High Solids Anaerobic Digestion: Anaerobic digestion is a viable process that can be used to convert woody biomass, agricultural wastes, and municipal solid wastes into methane gas. Anaerobic digesters that process large amounts of woody biomass will require the use of chemical treatment or enzymes to speed the breakdown of cellulose.

Composting Biomass: Composting is the process by which organic material is broken down aerobically by bacteria and other microorganisms to form a biologically stable organic substance suitable as a soil amendment and plant fertilizer. Organic waste decomposes naturally in the presence of water, warmth, and oxygen. Composting accelerates the process by adding moisture and maintaining an elevated temperature. Biomass is one of the sources of organic material for composting operations, but woody biomass must be well mixed with high nitrogen concentration materials to be an effective compost component.

Fiberboard: Biomass can be treated and processed to produce fiberboard that can be used in the manufacture of various products. Fiberboard is a type of engineered wood product that is made out of wood fibers that are bonded together with resin. Types of fiberboard include particleboard, medium-density fiberboard, and hardboard. Fiberboard is frequently used in many industries, such as furniture production, and is generally made with waste material from wood processing facilities.

Biomass Used as Mulch/Land Application/Soil Incorporation: Chipped or shredded agricultural biomass materials can be used to produce wood mulch. Wood mulch can be a mixture of shredded wood, bark, and compost. Wood mulch can be used in landscape projects or for erosion control. The material is primarily used to reduce erosion by protecting bare soil from rainfall impacts, increasing water infiltration, and reducing runoff. A significant portion of pruned orchard material is currently shredded in-row and used as mulch in the orchard. The shredded material can be left on the ground or can be incorporated into the soil when the field is tilled. Over time, the material decomposes into the soil, which adds valuable organic material to the soil and can lead to better water infiltration and soil quality.

Cellulosic Ethanol Production: Cellulosic ethanol is an advanced next-generation biofuel that can be made from agricultural wastes, wood chips, switch grass, corn stover, forest wastes, fast-growing trees, and other plant material. Currently, ethanol produced in the United States is most commonly produced from corn kernels. In the United States, corn ethanol is primarily used as an alternative or additive to gasoline. Advanced biofuels are those that do not rely on the starch in corn kernels. Production of large quantities of ethanol from woody biomass will likely require the use of chemical treatment or

enzymes to speed the breakdown of the cellulose in the biomass. Currently, the production of cellulosic ethanol is still predominately in the demonstration phase of development.

C.1.7 Evaluation Findings

Rule 4103 currently has in place the most stringent measures feasible to implement in the Valley and therefore meets or exceeds federal RACT requirements for this source category. As the District continues to develop future attainment plans to address increasingly stringent federal air quality standards, this source category will be re-evaluated for additional potential opportunities to reduce emissions.

C.2 RULE 4106 PRESCRIBED BURNING AND HAZARD REDUCTION BURNING

C.2.1 Emissions Inventory (Summer Average – Tons per day)

	2012	2015	2018	2021	2024	2027	2029	2030	2031
NOx	0.04	0.04	0.04	0.04	0.04	0.04	0.04	0.04	0.04
VOC	0.57	0.57	0.57	0.58	0.58	0.58	0.58	0.58	0.58

C.2.2 District Rule 4106 Description

Adopted in June 2001 and approved by EPA as a SIP amendment in February 2002,¹³ Rule 4106 is applicable to range improvement burning, forest management burning, wildland vegetation management burning, and hazard reduction burning within the Valley. Prescribed burning generally includes forest waste, fire hazard reduction, rangeland management, wildlife habitat improvement, and ecosystem (forest health) burning. The adoption of Rule 4106 incorporated provisions made necessary by the March 23, 2000 amendment of Title 17 of the California Code of Regulations.

Recognizing the importance of both prescribed burning and hazard reduction burning, the purpose of Rule 4106 is to permit, regulate, and coordinate the use of prescribed burning and hazard reduction burning while minimizing smoke impacts on the public. Through this rule, the District has expended considerable resources to ensure that the ignition of burn projects is only allowed when air quality and dispersion conditions are favorable, thus lessening the health impacts on Valley citizens and on air quality in the Valley.

C.2.3 How does District Rule 4106 compare with federal rules and regulations?

C.2.3.1 EPA – Control Technique Guidelines (CTG)

EPA CTG requirements are not applicable to this source category.

C.2.3.2 EPA – Alternative Control Techniques (ACT) Document

EPA ACT requirements are not applicable to this source category.

C.2.3.3 Standards of Performance for New Stationary Sources (NSPS)

EPA NSPS requirements are not applicable to this source category.

¹³ 67 Federal Register 39, pp. 8894-8897 (to be codified at 40 CFR Part 52). (2002, February 27). *Revisions to the California State Implementation Plan, San Joaquin Valley Unified Air Pollution Control District*. Retrieved from <https://www.federalregister.gov/articles/2002/02/27/02-4526/revisions-to-the-california-state-implementation-plan-san-joaquin-valley-unified-air-pollution>.

C.2.3.4 National Emission Standards for Hazardous Air Pollutants (NESHAPs) and Maximum Achievable Control Technologies (MACTs)

EPA NESHAP and MACT requirements are not applicable to this source category.

C.2.4 How does District Rule 4106 compare with California State regulations?

There are no state regulations applicable to this source category.

C.2.5 How does District Rule 4106 compare to rules in other air districts?

C.2.5.1 Bay Area AQMD

C.2.5.1.1 Regulation 5 (Open Burning)

The requirements in Rule 4106 are as stringent as or more stringent than those in Regulation 5.

C.2.5.2 Sacramento Metropolitan AQMD

C.2.5.2.1 Rule 501 (Agricultural Burning)

The requirements in Rule 4106 are as stringent as or more stringent than those in Rule 501.

C.2.5.3 South Coast AQMD

C.2.5.3.1 Rule 444 (Open Burning)

The requirements in Rule 4106 are as stringent as or more stringent than those in Rule 444.

C.2.5.4 Ventura County APCD

C.2.5.4.1 Rule 56 (Open Burning)

The requirements of Rule 4106 are as stringent as or more stringent than those in Rule 56.

C.2.5.5 Other Air Quality Control Agencies

C.2.5.5.1 Placer County APCD

Placer County APCD Rule 301 (Nonagricultural Burning Smoke Management)

The requirements of Rule 4106 are as stringent as or more stringent than those in Rule 301.

Placer County APCD Rule 303 (Prescribed Burning Smoke Management)

The requirements of Rule 4106 are as stringent as or more stringent than those in Rule 303.

C.2.6 Potential Emission Reduction Opportunities

In its *2015 Plan for the 1997 PM_{2.5} Standard (2015 PM_{2.5} Plan)* the District evaluated this source category to determine if there are any feasible emission reduction opportunities. This extensive evaluation included the evaluation of potential emission reduction opportunities such as the mechanical removal of materials; the use of firebox air curtain burners; reorganization of hazard reduction zones, chipping, and biomass removal programs. The District found that Rule 4106 currently has in place the most stringent measures feasible to implement in the Valley.¹⁴ The District re-evaluated the aforementioned options and has determined that no additional feasible opportunities have been developed in the last 12 months since the adoption of the *2015 PM_{2.5} Plan*. Therefore, there are no additional emission reduction opportunities at this time.

C.2.7 Evaluation Findings

According to the federal CAA §182(b)(2) and (f) this source category is not subject to federal RACT requirements because this source category has no sources subject to EPA CTGs and these sources are not “major sources” of VOCs and NO_x, as confirmed by EPA in the Technical Support Document (TSD) for the partial approval of the Districts 2009 RACT SIP.¹⁵ However, pursuant to the District’s No Stone Left Unturned philosophy, Rule 4106 was evaluated as a part of this plan development effort.

Rule 4106 currently has in place the most stringent measures feasible to implement in the Valley and therefore would meet or exceed federal RACT requirements for this source category were they applicable. As the District continues to develop future attainment plans to address increasingly stringent federal air quality standards, this source category will be re-evaluated for additional potential opportunities to reduce emissions.

¹⁴ SJVUAPCD. 2015 Plan for the 1997 PM_{2.5} Standard. Appendix C Best Available Control Measures and Most Stringent Measures (2015, April 16). Retrieved from http://www.valleyair.org/Air_Quality_Plans/PM25Plans2015.htm

¹⁵ U.S. EPA. Region IX Air Division. Technical Support Document for EPA’s Notice of Proposed Rulemaking for the California State Implementation Plan. Prepared by Stanley Tong. (2011, August 29). <https://www.regulations.gov/#!documentDetail;D=EPA-R09-OAR-2011-0723-0006>

C.3 RULE 4301 FUEL BURNING EQUIPMENT

C.3.1 Emissions Inventory (Summer Average – Tons per day)*

	2012	2015	2018	2021	2024	2027	2029	2030	2031
NOx	n/a	n/a	n/a	n/a	n/a	n/a	n/a	n/a	n/a
VOC	n/a	n/a	n/a	n/a	n/a	n/a	n/a	n/a	n/a

*The emission inventory is not specific to Rule 4301. See Rules 4306, 4307, 4308, 4309, 4352, and 4703 for the individual emissions inventories.

C.3.2 District Rule 4301 Description

Rule 4301 was last amended in 1992 and applies to all types of fuel burning equipment, except air pollution control equipment. The purpose of this rule is to limit emissions of air contaminants from fuel burning equipment by specifying maximum emission rates for SOx, NOx, and PM (identified in the rule as combustion contaminant emissions). EPA finalized approval of the 1992 amendments to Rule 4301 on May 18, 1999 and deemed this rule as being at least as stringent as established RACT requirements.

Rule 4301 has a very broad applicability, as it applies to all types of fuel burning equipment. Since its early adoption in 1992, it has largely been superseded by several District rules with more stringent NOx requirements for specific types of fuel burning equipment. See the control measure evaluations for Rules 4306, 4307, 4308, 4309, 4352, and 4703 for more specific information about the individual fuel burning equipment source categories.

C.3.3 How does District Rule 4301 compare with federal rules and regulations?

C.3.3.1 EPA – Control Technique Guidelines (CTG)

Several District rules have superseded Rule 4301 with more stringent requirements. Comparisons of those District rules to the applicable federal rules are discussed within those control measure evaluations.

C.3.3.2 EPA – Alternative Control Techniques (ACT) Document

Several District rules have superseded Rule 4301 with more stringent requirements. Comparisons of those District rules to the applicable federal rules are discussed within those control measure evaluations.

C.3.3.3 Standards of Performance for New Stationary Sources (NSPS)

Several District rules have superseded Rule 4301 with more stringent requirements. Comparisons of those District rules to the applicable federal rules are discussed within those control measure evaluations.

C.3.3.4 National Emission Standards for Hazardous Air Pollutants (NESHAPs) and Maximum Achievable Control Technologies (MACTs)

Several District rules have superseded Rule 4301 with more stringent requirements. Comparisons of those District rules to the applicable federal rules are discussed within those control measure evaluations.

C.3.4 How Does District Rule 4301 compare with California State regulations?

Several District rules have superseded Rule 4301 with more stringent requirements. Comparisons of those District rules to the applicable state rules are discussed within those control measure evaluations.

C.3.5 How does District Rule 4301 compare to rules in other air districts?

C.3.5.1 Bay Area AQMD

There are no analogous rules for this source category.

C.3.5.2 Sacramento Metropolitan AQMD

There are no analogous rules in Sacramento Metro AQMD for this source category.

C.3.5.3 South Coast AQMD

C.3.5.3.1 Rule 474 (Fuel Burning Equipment—Oxides of Nitrogen)

The requirements of Rule 4301 are more stringent than the requirements in Rule 474.

C.3.5.4 Ventura County APCD

There are no analogous rules in Ventura County APCD.

C.3.6 Potential Emission Reduction Opportunities

No additional emission reduction opportunities have been identified at this time.

C.3.7 Evaluation Findings

The NO_x requirements of this rule have been superseded by the requirements of other District rules that satisfy RACT and go beyond RACT for fuel burning equipment. All units subject to Rule 4301 are subject to a more specific NO_x rule discussed elsewhere in this appendix. See the control measure evaluations for Rules 4306, 4307, 4308, 4309, 4352, and 4703.

C.4 RULE 4302 INCINERATOR BURNING

C.4.1 Emissions Inventory (Summer Average – Tons per day)

	2012	2015	2018	2021	2024	2027	2029	2030	2031
NOx	0.03	0.03	0.03	0.03	0.03	0.03	0.03	0.03	0.03
VOC	0.01	0.01	0.01	0.01	0.01	0.01	0.01	0.01	0.01

C.4.2 District Rule 4302 Description

This rule applies to any incinerator activity or equipment. The purpose of this rule is to limit air pollution by prohibiting the use of any incinerator except for multiple-chamber incinerators or one equally effective in controlling air pollution. EPA finalized approval of the 1993 amendments to Rule 4302 on August 19, 1999 and deemed this rule as being at least as stringent as established RACT requirements: 64 FR 45170, <http://www.gpo.gov/fdsys/pkg/FR-1999-08-19/pdf/99-21164.pdf>

C.4.3 How does District Rule 4302 compare with federal rules and regulations?

C.4.3.1 EPA – Control Technique Guidelines (CTG)

EPA CTG requirements are not applicable to this source category.

C.4.3.2 EPA – Alternative Control Techniques (ACT) Document

EPA ACT requirements are not applicable to this source category.

C.4.3.3 Standards of Performance for New Stationary Sources (NSPS)

C.4.3.3.1 NSPS - 40 CFR 60 Subpart E (Standards of Performance for Incinerators)

Rule 4302 is more stringent than the requirements in the NSPS because the NSPS exempts all facilities with less than 50 tons per day charging rate. All facilities in the Valley produce less than 50 tons per day but are still subject to Rule 4302.

C.4.3.4 National Emission Standards for Hazardous Air Pollutants (NESHAPs) and Maximum Achievable Control Technologies (MACTs)

EPA NESHAP and MACT requirements are not applicable to this source category.

C.4.4 How Does District Rule 4302 compare with California State regulations?

There are no state regulations applicable to this source category.

C.4.5 How does District Rule 4302 compare to rules in other air districts?

C.4.5.1 Bay Area AQMD

There are no analogous rules for this source category.

C.4.5.2 Sacramento Metropolitan AQMD**C.4.5.2.1 Rule 408 (Incinerator Burning)**

The requirements of Rule 4301 are as stringent as or more stringent than the requirements in Rule 408.

C.4.5.3 South Coast AQMD**C.4.5.3.1 Rule 473 (Disposal of Solid and Liquid Wastes)**

The requirements of Rule 4302 are as stringent as or more stringent than the requirements in Rule 473.

C.4.5.4 Ventura County APCD**C.4.5.4.1 Rule 57 (Incinerators)**

The requirements of Rule 4302 are more stringent than the requirements in Rule 57.

C.4.6 Potential Emission Reduction Opportunities

No additional emission reduction opportunities have been identified at this time.

C.4.7 Evaluation Findings

Rule 4302 currently has in place the most stringent measures feasible to implement in the Valley and therefore meets or exceeds federal RACT requirements for this source category. As the District continues to develop future attainment plans to address increasingly stringent federal air quality standards, this source category will be re-evaluated for additional potential opportunities to reduce emissions.

C.5 RULE 4306 AND RULE 4320 ADVANCED EMISSION REDUCTION OPTIONS FOR BOILERS, STEAM GENERATORS, AND PROCESS HEATERS GREATER THAN 5.0 MMBTU/HR

C.5.1 Emissions Inventory (Summer Average – Tons per day)

	2012	2015	2018	2021	2024	2027	2029	2030	2031
NOx	1.91	1.55	1.42	1.28	1.15	1.04	0.98	0.95	0.91
VOC	0.68	0.65	0.61	0.58	0.55	0.53	0.51	0.51	0.5

C.5.2 District Rule 4306/4320 Description

Rules 4306 and 4320 apply to any gaseous fuel or liquid fuel fired boiler, steam generator, or process heater with a total rated heat input greater than 5 million British thermal units per hour (MMBtu/hr). The purpose of these rules is to limit NOx and carbon monoxide (CO) emissions from boilers, steam generators, and process heaters of this size range.

Rule 4320 is the third generation rule for this source category. The first District rule for this source category, Rule 4305 (Boilers, Steam Generators, and Process Heaters), was adopted on December 16, 1993. Rule 4305 was superseded by Rule 4306 (Boilers, Steam Generators, and Process Heaters – Phase 3) on September 18, 2003 to implement a NOx control measure from the District's ozone and PM10 attainment plans, lowering the NOx emissions limits in Rule 4305. Since adoption, Rule 4306 has been amended twice.

The amendment of Rule 4306 in October 2008 was initially proposed to lower the NOx emission limit from 9 ppmv to 6 ppmv for units greater than 20 MMBtu/hr. It was determined that the proposed NOx limits could be accomplished by using selective catalytic reduction (SCR) or a combination of SCR and ultra-low NOx burners (ULNBs), thus making the lower limits technologically feasible. However, through the public workshop process and additional research it was also determined that most of the units subject to Rule 4306 have undergone several generations of NOx controls, and consequently, certain applications of SCR may not be cost effective and/or technological infeasible because of physical limitations. Therefore, the lower NOx limits were included in new Rule 4320 and an option was provided in the rule that allows for the payment of an annual emissions fee based on total actual emissions, rather than installation of additional NOx controls. These fees are used by the District to achieve cost effective NOx reductions through District incentive programs, the District's Technology Advancement Program, and other routes. The previous versions of Rule 4305 and 4306 combined with the implementation of Rule 4320 achieve approximately 96% control of NOx emissions from this source category.

The implementation of Rule 4320 does not substitute the requirements of Rule 4306, but enforces requirements supplementary to Rule 4306. As such, this evaluation is applicable to both Rule 4306 and Rule 4320.

Facilities with units subject to this rule represent a wide range of industries, including but not limited to electrical utilities, cogeneration, oil and gas production, petroleum refining, manufacturing and industrial processes, food and agricultural processing, and service and commercial facilities.

To recognize the operational and technical differences between different types of equipment subject to Rules 4306 and 4320, the different equipment types were separated into several major categories, with different requirements, including the following:

- Units with a total rated heat input greater than 5.0 MMBtu/hr to 20.0 MMBtu/hr
- Units with a total rated heat input greater than 20.0 MMBtu/hr
- Oilfield steam generators of all ratings and fuel types
- Refinery units of all ratings and fuel types
- Low-use units limited by a Permit to Operate to an annual heat input greater than 1.8 billion Btu/year but less than or equal to 30 billion Btu/year
- Units at a wastewater treatment facility using less than 50% PUC quality fuel
- Small specialty units operated by a small producer

C.5.3 How does District Rule 4306/4320 compare with federal rules and regulations?

C.5.3.1 EPA – Control Technique Guidelines (CTG)

EPA CTG requirements are not applicable to this source category.

C.5.3.2 EPA – Alternative Control Techniques (ACT) Document

C.5.3.2.1 ACT - EPA-453/R-93-034 (Alternative Control Techniques Document – NOx emissions from Process Heaters)

The requirements of Rules 4306/4320 are as stringent as or more stringent than the requirements in the ACT.

C.5.3.2.2 ACT - EPA-453/R-93-022 (Alternative Control Techniques Document – NOx Emissions from Industrial/Commercial/Institutional Boilers)

The requirements of Rules 4306/4320 are as stringent as or more stringent than the requirements in the ACT.

C.5.3.2.3 ACT - EPA-453/R-93-023 (Alternative Control Techniques Document – NOx Emissions from Utility Boilers)

The requirements of Rules 4306/4320 are as stringent as or more stringent than the requirements in the ACT.

C.5.3.3 Standards of Performance for New Stationary Sources (NSPS)

C.5.3.3.1 NSPS - 40 CFR 60 Subpart D (Standards of Performance for Fossil-Fuel Fired Steam Generators for Which Construction Is Commenced After August 17, 1971)

The requirements of Rules 4306/4320 are as stringent as or more stringent than the requirements in the NSPS.

C.5.3.3.2 NSPS - 40 CFR 60 Subpart Db (Standards of Performance for Industrial- Commercial-Institutional Steam Generating Units)

The requirements of Rules 4306/4320 are as stringent as or more stringent than the requirements in the NSPS.

C.5.3.3.3 NSPS - 40 CFR 60 Subpart Dc (Standards of Performance for Small Industrial- Commercial-Institutional Steam Generating Units)

The requirements of Rules 4306/4320 are as stringent as or more stringent than the requirements in the NSPS.

C.5.3.4 National Emission Standards for Hazardous Air Pollutants (NESHAPs) and Maximum Achievable Control Technologies (MACTs)

C.5.3.4.1 NESHAP/MACT - 40 CFR 63 Subpart DDDDD (NESHAP for Major Sources: Industrial, Commercial, and Institutional Boilers and Process Heaters)

The requirements of Rules 4306/4320 are as stringent as or more stringent than the requirements in the NESHAP.

C.5.4 How Does District Rule 4306/4320 compare with California State regulations?

There are no state regulations applicable to this source category.

C.5.5 How does District Rule 4306/4320 compare to rules in other air districts?**C.5.5.1 Bay Area AQMD****C.5.5.1.1 Regulation 9 Rule 7 (Nitrogen Oxides and Carbon Monoxide from Industrial, Institutional and Commercial Boilers, Steam Generators and Process Heaters)**

The requirements in Rules 4306/4320 are as stringent as or more stringent than those in Rule 9-7.

C.5.5.1.2 Regulation 9 Rule 10 (Nitrogen Oxides and Carbon Monoxide from Boilers, Steam Generators and Process Heaters in Petroleum Refineries)

The requirements in Rules 4306/4320 are as stringent as or more stringent than those in Rule 9-10.

C.5.5.2 Sacramento Metropolitan AQMD**C.5.5.2.1 Rule 411 (NO_x from Boilers, Process Heaters and Steam Generators)**

The requirements in Rules 4306/4320 are as stringent as or more stringent than those in Rule 411.

C.5.5.3 South Coast AQMD**C.5.5.3.1 Rule 1146 (Emissions of Nitrogen from Industrial, Institutional, and Commercial Boilers, Steam Generators, and Process Heaters)**

The requirements in Rules 4306/4320 are as stringent as or more stringent than those in Rule 1146.

C.5.5.4 Ventura County APCD**C.5.5.4.1 Rule 74.15 (Boilers, Steam Generators and Process Heaters)**

The requirements in Rules 4306/4320 are as stringent as or more stringent than those in Rule 74.15.

C.5.6 Potential Emission Reduction Opportunities

In its 2015 PM_{2.5} Plan, the District evaluated this source category to determine if there are any feasible emission reduction opportunities. This extensive evaluation included the evaluation of potential emission reduction opportunities such as low temperature oxidation; EM_x; PM_{2.5} limits for alternative fuels; and PM potential emissions reductions from ESP and Scrubber technologies. The District evaluation determined that Rule

4306/4320 has the most stringent measures feasible to implement in the Valley.¹⁶ The District re-evaluated the aforementioned options and has determined that no additional feasible opportunities have been developed in the last 12 months since the adoption of the *2015 PM_{2.5} Plan*. Therefore, there are no additional emission reduction opportunities at this time.

C.5.7 Evaluation Findings

Rules 4306 and 4320 currently have in place the most stringent measures feasible to implement in the Valley and therefore meet or exceed federal RACT requirements for this source category. As the District continues to develop future attainment plans to address increasingly stringent federal air quality standards, this source category will be re-evaluated for additional potential opportunities to reduce emissions.

¹⁶ SJVUAPCD. 2015 Plan for the 1997 PM_{2.5} Standard. Appendix C Best Available Control Measures and Most Stringent Measures (2015, April 16). Retrieved from http://www.valleyair.org/Air_Quality_Plans/PM25Plans2015.htm

C.6 RULE 4307 BOILERS, STEAM GENERATORS AND PROCESS HEATERS–2.0 MMBTU/HR TO 5.0 MMBTU/HR

C.6.1 Emissions Inventory (Summer Average – Tons per day)

	2012	2015	2018	2021	2024	2027	2029	2030	2031
NOx	0.49	0.40	0.36	0.33	0.29	0.26	0.25	0.24	0.23
VOC	0.17	0.16	0.15	0.15	0.14	0.13	0.13	0.13	0.13

C.6.2 District Rule 4307 Description

This rule applies to any gaseous fuel or liquid fuel fired boiler, steam generator, or process heater with a total rated heat input of 2.0 million British thermal units per hour (MMBtu/hr) up to and including 5.0 MMBtu/hr. The purpose of this rule is to limit emissions of NOx, carbon monoxide (CO), sulfur dioxide (SO₂), and particulates from units subject to this rule.

Rule 4307 was adopted on December 15, 2005 to establish emissions limits and control requirements for these units which were previously exempt because of their smaller size. Since its adoption, the rule has been amended three times. The October 2008 amendments strengthened the rule by removing some exemptions, imposing NOx limits of 9 or 12 ppmv for new and replacement units, and adding a menu-approach for particulate matter control that also encompasses SOx controls. The rule was amended again in 2011 to specifically incorporate tree nut pasteurizers as a separate type of unit. EPA published a direct final approval of the 2011 amendments to Rule 4307 on February 12, 2015 and deemed this rule as being at least as stringent as established RACT requirements. NOx emissions have been controlled by over 84% for units in this source category.

Based on District permits information, there are currently 540 permitted and Permit-Exempt Equipment Registration (PEER) units subject to Rule 4307 requirements. Facilities with units subject to this rule represent a wide range of industries, including but not limited to, medical facilities, educational institutions, office buildings, prisons, military facilities, hotels, and industrial facilities.

C.6.3 How does District Rule 4307 compare with federal rules and regulations?

C.6.3.1 EPA – Control Technique Guidelines (CTG)

EPA CTG requirements are not applicable to this source category.

C.6.3.2 EPA – Alternative Control Techniques (ACT) Document

C.6.3.2.1 ACT - EPA-453/R-93-034 (Alternative Control Techniques Document-NOx Emissions from Process Heaters)

The requirements of Rule 4307 are as stringent as or more stringent than the requirements in the ACT.

C.6.3.2.2 ACT - EPA-453/R-94-022 (Alternative Control Techniques Document-NOx Emissions from Industrial/Commercial/Institutional Boilers)

The requirements of Rule 4307 are as stringent as or more stringent than the requirements in the ACT.

C.6.3.2.3 ACT - EPA-453/R-94-023 (Alternative Control Techniques Document-NOx Emissions from Utility Boilers)

The requirements of Rule 4307 are as stringent as or more stringent than the requirements in the ACT.

C.6.3.3 Standards of Performance for New Stationary Sources (NSPS)

EPA NSPS requirements are not applicable to this source category.

C.6.3.4 National Emission Standards for Hazardous Air Pollutants (NESHAPs) and Maximum Achievable Control Technologies (MACTs)

C.6.3.4.1 NESHAP/MACT - 40 CFR 63 Subpart DDDDD (NESHAP for Major Sources: Industrial, Commercial, and Institutional Boilers and Process Heaters)

The requirements of Rule 4307 are as stringent as or more stringent than the requirements in the NESHAP.

C.6.4 How Does District Rule 4307 compare with California State regulations?

There are no state regulations applicable to this source category.

C.6.5 How does District Rule 4307 compare to rules in other air districts?

C.6.5.1 Bay Area AQMD

C.6.5.1.1 Regulation 9 Rule 7 (Nitrogen Oxides and Carbon Monoxide from Industrial, Institutional, and Commercial Boilers, Steam Generators, and Process Heaters)

The requirements in Rule 4307 are as stringent as or more stringent than those in Rule 9-7.

C.6.5.1.2 Regulation 9 Rule 10 (Nitrogen Oxides and Carbon Monoxide from Boilers, Steam Generators and Process Heaters in Petroleum Refineries)

The requirements in Rule 4307 are as stringent as or more stringent than those in Rule 9-10.

C.6.5.2 Sacramento Metropolitan AQMD

C.6.5.2.1 Rule 411 (NO_x from Boilers, Process Heaters and Steam Generators)

The requirements in Rule 4307 are as stringent as or more stringent than those in Rule 411.

C.6.5.3 South Coast AQMD

C.6.5.3.1 Rule 1146.1 (Emissions of Oxides of Nitrogen from Small Industrial, Institutional, and Commercial Boilers, Steam Generators, and Process Heaters)

The requirements in Rule 4307 are as stringent as or more stringent than those in Rule 1146.1.

C.6.5.4 Ventura County APCD

C.6.5.4.1 Rule 74.15.1 (Boilers, Steam Generators, and Process Heaters)

The requirements in Rule 4307 are as stringent as or more stringent than those in Rule 74.15.1.

C.6.6 Potential Emission Reduction Opportunities

In its 2015 PM_{2.5} Plan, the District evaluated this source category to determine if there are any feasible emission reduction opportunities. This extensive evaluation included the evaluation of potential emission reduction opportunities such as EM_x; PM_{2.5} limits for alternative fuels; and potential emissions reductions for an ESP and scrubber. The District evaluation determined that Rule 4307 has the most stringent measures feasible to implement in the Valley.¹⁷ The District re-evaluated the aforementioned options and has determined that no additional feasible opportunities have been developed in the last 12 months since the adoption of the 2015 PM_{2.5} Plan. Therefore, there are no additional emission reduction opportunities at this time.

¹⁷ SJVUAPCD. 2015 Plan for the 1997 PM_{2.5} Standard. Appendix C Best Available Control Measures and Most Stringent Measures (2015, April 16). Retrieved from http://www.valleyair.org/Air_Quality_Plans/PM25Plans2015.htm

C.6.7 Evaluation Findings

Rule 4307 currently has in place the most stringent measures feasible to implement in the Valley and therefore meets or exceeds federal RACT requirements for this source category. As the District continues to develop future attainment plans to address increasingly stringent federal air quality standards, this source category will be re-evaluated for additional potential opportunities to reduce emissions.

C.7 RULE 4308 BOILERS, STEAM GENERATORS AND PROCESS HEATERS—0.075 MMBTU/HR TO LESS THAN 2.0 MMBTU/HR

C.7.1 Emissions Inventory (Summer Average – Tons per day)

	2012	2015	2018	2021	2024	2027	2029	2030	2031
NOx	0.91	0.74	0.67	0.61	0.55	0.5	0.47	0.45	0.43
VOC	0.32	0.31	0.29	0.28	0.26	0.25	0.24	0.24	0.24

C.7.2 District Rule 4308 Description

This rule applies to any person who supplies, sells, offers for sale, installs, or solicits the installation of any boiler, steam generator, process heater or water heater with a rated heat input capacity greater than or equal to 0.075 MMBtu/hr and less than 2.0 MMBtu/hr. The purpose of this rule is to limit NOx and carbon monoxide (CO) emissions from units within this source category. As a point of sale rule, Rule 4308 achieves emissions reductions as units subject to the rule are replaced over time. This rule has resulted in more than 93% control of emissions from this source category.

Rule 4308 was adopted on October 20, 2005 to establish NOx emissions limits for these units which were previously exempt from District regulations because of their small size. The rule was amended in December 2009 to lower the NOx emissions limits to 20 ppmv for units fired on natural gas, with the exception of instantaneous water heaters and pool heaters greater than or equal to 0.075 MMBtu/hr but less than or equal to 0.4 MMBtu/hr. In 2013, the District determined that a 20 ppmv limit was now technologically feasible and cost effective for instantaneous water heaters 0.075 MMBtu/hr to 0.4 MMBtu/hr; as such, that emission limit was lowered during the November 2013 amendment of Rule 4308. EPA published a direct final approval the 2013 amendments to Rule 4308 on February 12, 2015.

Units subject to Rule 4308 are used in settings including, but not limited to, apartment buildings, large homes, small businesses, commercial buildings, manufacturing facilities, government facilities, restaurants, hotels, hospitals, educational institutions, and religious organizations. Affected persons include water heater manufacturers, plumbing wholesalers, supply stores, plumbers, contractors, and end-users. This point-of-sale approach allows the District to achieve NOx emission reductions without forcing immediate replacement of existing units to comply with rule requirements and thus placing an undo financial burden on the consumer.

C.7.3 How does District Rule 4308 compare with federal rules and regulations?

C.7.3.1 EPA – Control Technique Guidelines (CTG)

EPA CTG requirements are not applicable to this source category.

C.7.3.2 EPA – Alternative Control Techniques (ACT) Document**C.7.3.2.1 ACT - EPA–453/R-93-034 (Alternative Control Techniques Document—NO_x Emissions from Process Heaters)**

The requirements of Rule 4308 are as stringent as or more stringent than the requirements in the ACT.

C.7.3.2.2 ACT - EPA–453/R-94-022 (Alternative Control Techniques Document—NO_x Emissions from Industrial/Commercial/ Institutional Boilers)

The requirements of Rule 4308 are as stringent as or more stringent than the requirements in the ACT.

C.7.3.2.3 ACT - EPA–453/R-94-023 (Alternative Control Techniques Document—NO_x Emissions from Utility Boilers)

The requirements of Rule 4308 are as stringent as or more stringent than the requirements in the ACT.

C.7.3.3 Standards of Performance for New Stationary Sources (NSPS)

EPA NSPS requirements are not applicable to this source category.

C.7.3.4 National Emission Standards for Hazardous Air Pollutants (NESHAPs) and Maximum Achievable Control Technologies (MACTs)

EPA NESHAP and MACT requirements are not applicable to this source category.

C.7.4 How Does District Rule 4308 compare with California State regulations?

There are no state regulations that apply to this source category.

C.7.5 How does District Rule 4308 compare to rules in other air districts?**C.7.5.1 Bay Area AQMD****C.7.5.1.1 Regulation 9 Rule 6 (Nitrogen Oxides Emissions from Natural Gas-Fired Boilers and Water Heaters)**

The requirements in Rule 4308 are as stringent as or more stringent than those in Rule 9-6.

C.7.5.1.2 Regulation 9 Rule 7 (Nitrogen Oxides and Carbon Monoxide from Industrial, Institutional, and Commercial Boilers, Steam Generators, and Process Heaters)

The requirements in Rule 4308 are as stringent as or more stringent than those in Rule 9-7.

C.7.5.2 Sacramento Metropolitan AQMD

C.7.5.2.1 Rule 411 (NOx from Boilers, Process Heaters and Steam Generators)

The requirements in Rule 4308 are as stringent as or more stringent than those in Rule 411.

C.7.5.2.2 Rule 414 (Water Heaters, Boilers and Process Heaters Rated Less Than 1,000,000 Btu per Hour)

The requirements in Rule 4308 are as stringent as or more stringent than those in Rule 414.

C.7.5.3 South Coast AQMD

C.7.5.3.1 Rule 1146.2 (Emissions of Oxides of Nitrogen From Large Water Heaters and Small Boilers and Process Heaters)

The requirements in Rule 4308 are as stringent as or more stringent than those in Rule 1146.2.

C.7.5.4 Ventura County APCD

C.7.5.4.1 Rule 74.11.1 (Large Water Heaters and Small Boilers)

The requirements in Rule 4308 are as stringent as or more stringent than those in Rule 74.11.1.

C.7.5.4.2 Rule 74.15.1 (Boilers, Steam Generators, and Process Heaters)

VCAPCD Rule 74.15.1 was amended on June 23, 2015 to implement new NOx emission limits for new and replacement units outside of the applicability of this rule. The requirements in Rule 4308 are as stringent as or more stringent than those in Rule 74.15.1.

C.7.5.5 Other Air Quality Control Agencies

C.7.5.5.1 Placer County APCD (PCAPCD) – Rule 247 (Natural Gas-Fired Water Heaters, Small Boilers and Process Heaters)

The requirements in Rule 4308 are as stringent as or more stringent than those in Rule 247.

C.7.6 Potential Emission Reduction Opportunities

In its *2015 PM_{2.5} Plan*, the District evaluated this source category to determine if there are any feasible emission reduction opportunities. This extensive effort included an evaluation of the rule exemptions for units in mobile homes and in recreational vehicles. The District evaluation determined that Rule 4308 has the most stringent measures feasible to implement in the Valley.¹⁸ The District re-evaluated the aforementioned options and has determined that no additional feasible opportunities have been developed in the last 12 months since the adoption of the *2015 PM_{2.5} Plan*. Therefore, there are no additional emission reduction opportunities at this time.

C.7.7 Evaluation Findings

Rule 4308 currently has in place the most stringent measures feasible to implement in the Valley and therefore meets or exceeds federal RACT requirements for this source category. As the District continues to develop future attainment plans to address increasingly stringent federal air quality standards, this source category will be re-evaluated for additional potential opportunities to reduce emissions.

¹⁸ SJVUAPCD. 2015 Plan for the 1997 PM_{2.5} Standard. Appendix C Best Available Control Measures and Most Stringent Measures (2015, April 16). Retrieved from http://www.valleyair.org/Air_Quality_Plans/PM25Plans2015.htm

C.8 RULE 4309 DRYERS, DEHYDRATORS, AND OVENS

C.8.1.1.1 Emissions Inventory (Summer Average – Tons per day)

	2012	2015	2018	2021	2024	2027	2029	2030	2031
NOx	0.22	0.24	0.26	0.28	0.29	0.31	0.32	0.33	0.34
VOC	0.20	0.21	0.23	0.25	0.26	0.27	0.28	0.29	0.29

C.8.2 District Rule 4309 Description

Rule 4309 is applicable to any dryer, dehydrator, or oven that is fired on gaseous fuel, liquid fuel, or is fired on gaseous and liquid fuel sequentially, and the total rated heat input for the unit is 5.0 million British thermal units per hour (5.0 MMBtu/hr) or greater. The purpose of this rule is to limit NOx and carbon monoxide (CO) emissions from these units, which result from the combustion of fuel in the burners. The rule enforces NOx emission limits between 3.5-12 ppmv for four categories of equipment, achieving approximately 34% control of total NOx emissions.

Rule 4309 was adopted on December 15, 2005 and has not been amended. EPA finalized approval of Rule 4309 on May 30, 2007 and deemed this rule as being at least as stringent as established RACT requirements.

Dryers, dehydrators, and ovens are utilized in a broad range of industries. Analyses performed for the rule adoption separated the unit types into four broad industry groups: dehydrators; asphalt/concrete; milk, cheese, and other dairy processing; and other. Dryers, dehydrators, and ovens currently operate either seasonally or year-round depending on the industry and the unit's purpose within the process. There are 126 units subject to this rule, ranging in size from 5.0 MMBtu/hr to 200 MMBtu/hr.

C.8.3 How does District Rule 4309 compare with federal rules and regulations?

C.8.3.1 EPA – Control Technique Guidelines (CTG)

EPA CTG requirements are not applicable to this source category.

C.8.3.2 EPA – Alternative Control Technology (ACT)

C.8.3.2.1 ACT - EPA – 453/R-94-004 (Alternative Control Techniques Document–NOx Emissions from Cement Manufacturing)

The requirements of Rule 4309 are as stringent as or more stringent than the requirements in the ACT.

C.8.3.3 Standards of Performance for New Stationary Sources (NSPS)

EPA NSPS requirements are not applicable to this source category.

C.8.3.4 National Emission Standards for Hazardous Air Pollutants (NESHAPs) and Maximum Achievable Control Technologies (MACTs)

EPA NESHAP and MACT requirements are not applicable to this source category.

C.8.4 How does District Rule 4309 compare with California State regulations?

There are no state regulations applicable to this source category.

C.8.5 How does District Rule 4309 compare to regulations from other air districts?

C.8.5.1 Bay Area AQMD

There are no analogous rules for this source category.

C.8.5.2 Sacramento Metro AQMD

There are no analogous rules for this source category.

C.8.5.3 South Coast AQMD

C.8.5.3.1 Rule 1147 (NO_x Reductions from Miscellaneous Sources)

The requirements of Rule 4309 are as stringent as or more stringent than the requirements in Rule 1147.

C.8.5.4 Ventura County APCD

There are no analogous rules for this source category.

C.8.6 Potential Emission Reduction Opportunities

In its *2015 PM_{2.5} Plan*, the District evaluated this source category to determine if there are any feasible emission reduction opportunities. This extensive effort included an evaluation of asphalt plants; dehydrators; and dryers. The District evaluation determined that Rule 4309 has the most stringent measures feasible to implement in the Valley.¹⁹ The District re-evaluated the aforementioned options and has determined that no additional feasible opportunities have been developed in the last 12 months since the adoption of the *2015 PM_{2.5} Plan*. Therefore, there are no additional emission reduction opportunities at this time.

¹⁹ SJVUAPCD. 2015 Plan for the 1997 PM_{2.5} Standard. Appendix C Best Available Control Measures and Most Stringent Measures (2015, April 16). Retrieved from http://www.valleyair.org/Air_Quality_Plans/PM25Plans2015.htm

C.8.7 Evaluation Findings

Rule 4309 currently has in place the most stringent measures feasible to implement in the Valley and therefore meets or exceeds federal RACT requirements for this source category. As the District continues to develop future attainment plans to address increasingly stringent federal air quality standards, this source category will be re-evaluated for additional potential opportunities to reduce emissions.

C.9 RULE 4311 FLARES

C.9.1 Emissions Inventory (Summer Average – Tons per day)

	2012	2015	2018	2021	2024	2027	2029	2030	2031
NOx	0.57	0.56	0.55	0.54	0.54	0.53	0.53	0.53	0.52
VOC	1.64	1.54	1.45	1.37	1.29	1.21	1.17	1.14	1.12

C.9.2 District Rule 4311 Description

Rule 4311 was adopted in June 2002 to establish flaring requirements and reduce VOC, NOx, and SOx emissions from operations involving the use of flares, with the exception of a limited list of sources identified in the rule. Amendments were adopted on June 15, 2006 and June 18, 2009. The September 2009 amendment incorporated requirements for flare minimization plans and increased the stringency of existing requirements for sulfur emissions.

Flaring is a high temperature oxidation process used to burn combustible components, primarily hydrocarbons, of waste gases from industrial operations, primarily for the purpose of controlling emissions and as a safety device. The majority of waste gases flared are natural gas, propane, ethylene, propylene, butadiene and butane.

Combustion efficiency depends on flame temperature, residence time in the combustion zone, vent gas flammability, auto ignition temperature, heating value, and turbulent mixing. When operated at an optimal combination of these factors, flares have a destruction efficiency of 98 percent or greater. Complete combustion converts all VOCs to CO₂ and water; however incomplete combustion generates air pollutants such as NOx, sulfur dioxide, carbon monoxide, and particulate matter. Additionally, there is a possibility of release of hydrocarbons if they have not been completely combusted. To prevent the creation of smoke or soot, which is influenced by fuel characteristics and the amount and distribution of oxygen in the combustion zone, most industrial flares are steam-assisted or air-assisted. In some cases, another fuel must be added to flare gas to achieve the minimum heating value of 200-250 Btu/ft³ required for complete combustion.

There are two general types of flares: open and enclosed flares. Flares are further categorized by the height of the flare tip, and by the method of enhancing combustion by mixing at the flare tip (i.e., steam-assisted, air-assisted, pressure assisted, or non-assisted).

Ground flares, which are not typically found in the Valley, vary in complexity and can consist of either conventional flare burners discharging horizontally with no enclosures or multiple burners in refractory-lined steel enclosures.

Flaring in the San Joaquin Valley

Flares serve two basic functions: as a safety device during unforeseeable and unpreventable emergency situations/standby situations and less commonly as a primary emissions control device for VOC emissions. As safety devices, flares are necessary to prevent catastrophic consequences such as the release of toxic gases and explosions, which could result in loss of property, injury, and loss of human life. In the Valley, the vast majority of flares are employed as emergency/standby control devices, which is in direct contrast with other regions, such as North Dakota, where flares are used for primary disposal of waste gas from oil and natural gas production. Also, while regions like North Dakota utilize flares to combust associated gas during the initial extraction phase of the production process (i.e., directly from the well), Valley flares are typically used further down the process chain, primarily as a safety device associated with gas collection systems, resulting in far lower quantities of flared gas.

Valley operators have generally evaluated all feasible and cost effective options for handling and disposing of the associated/waste gases generated by their facilities and installing a flare as the primary method of disposal would be the last resort. In addition to Rule 4311 requirements to evaluate and implement all feasible measures to reduce flaring activities, other associated rules also implement stringent capture and control of these gases. Therefore, most facilities have made significant investments to capture and utilize these process gases in a variety of methods and this ability has allowed facilities to maximize income generation. Some capture and treat these gases and sell them to natural gas/utility providers (generates monetary income), while others utilize these gases on-site to fuel equipment that generates electricity and/or provides process heating (saves fuel costs). In fact, most Valley facilities regard flaring events as a significant monetary cost, through directly lost profits or increased fuel costs.

In the District's evaluation of Valley flaring activities,²⁰ nearly all of the flaring events were either one-time events due to new control equipment installation or maintenance of existing equipment, and therefore not repeated, or in response to emergency situations or process upsets. For example, one Valley facility (light oil production facility) experienced abnormally high flaring due to the sales transmission pipeline being offline for repairs. Another facility (wastewater treatment plant) normally uses the fuel onsite to produce electricity and process heating but could not do so because additional air pollution control devices were being installed.

Flares in the Valley subject to the requirements in Rule 4311 are employed by a diverse group of industries for a wide variety of applications, as illustrated by the below list. In contrast, other air districts' flare rules generally limit the applicability of their rules to petroleum production facilities or refineries.

- Gas plants
- Heavy oil production/ thermally enhanced oil recovery

²⁰ SJVAPCD. (2014). *Rule 4311 (Flares) Further Study*. Retrieved February 3, 2015 from: http://valleyair.org/Air_Quality_Plans/docs/R4311.pdf.

- Light oil production
- Refinery operations
- Wastewater treatment plants
- Cheese production
- Wine
- Dairy operations
- Flat glass production
- Correctional facility

C.9.3 *How does District Rule 4311 compare with federal rules and regulations?*

C.9.3.1 *EPA – Control Technique Guidelines (CTG)*

EPA CTG requirements are not applicable to this source category.

C.9.3.2 *EPA – Alternative Control Technology (ACT)*

EPA ACT requirements are not applicable to this source category.

C.9.3.3 *Standards of Performance for New Stationary Sources (NSPS)*

C.9.3.3.1 *NSPS - 40 CFR 60.18 (General Control Device and Work Practice Requirements)*

The requirements of Rule 4311 are as stringent as or more stringent than the requirements in the NSPS.

C.9.3.3.2 *NSPS - 40 CFR 65.147 (Flares)*

The requirements of Rule 4311 are as stringent as or more stringent than the requirements in the NSPS.

C.9.3.3.3 *NSPS - 40 CFR 60 Subpart OOOO (Standards of Performance for Crude Oil and Natural Gas Production, Transmission and Distribution)*

The requirements of Rule 4311 are as stringent as or more stringent than the requirements in the NSPS.

C.9.3.3.4 *NSPS - 40 CFR 60 Subpart Ja (Standards of Performance for Petroleum Refineries for Which Construction, Reconstruction, or Modification Commenced After May 14, 2007)*

The requirements of Rule 4311 are as stringent as or more stringent than the requirements in the NSPS.

C.9.3.4 National Emission Standards for Hazardous Air Pollutants (NESHAPs) and Maximum Achievable Control Technologies (MACTs)

C.9.3.4.1 NESHAP/MACT - 40 CFR 63 Subpart SS (National Emission Standards for Closed Vent Systems, Control Devices, Recovery Devices and Routing to a Fuel Gas System or a Process)

The requirements of Rule 4311 are as stringent as or more stringent than the requirements in the NESHAP.

C.9.4 How does District Rule 4311 compare with California State regulations?

There are no state regulations applicable to this source category.

C.9.5 How does District Rule 4311 compare to regulations from other air districts?

The table below compares major elements of Rule 4311 with the rules in the Bay Area, South Coast, and Ventura County air districts.

C.9.5.1 Bay Area AQMD

C.9.5.1.1 Regulation 12 Rule 11 (Flare Monitoring at Petroleum Refineries)

The requirements in Rule 4311 are as stringent as or more stringent than those in Rule 12-11.

C.9.5.1.2 Regulation 12 Rule 12 (Flares at Petroleum Refineries)

The requirements in Rule 4311 are as stringent as or more stringent than those in Rule 12-12.

C.9.5.2 Sacramento Metro AQMD

There are no analogous rules for this source category.

C.9.5.3 South Coast AQMD

C.9.5.3.1 Rule 1118 (Control of Emissions from Refinery Flares)

The requirements in Rule 4311 are as stringent as or more stringent than those in Rule 1118.

C.9.5.4 Ventura County APCD

C.9.5.4.1 Rule 54 (Sulfur Compounds)

The requirements in Rule 4311 are as stringent as or more stringent than those in Rule 54.

C.9.5.5 Other Air Quality Control Agencies

C.9.5.5.1 Santa Barbara County Air Pollution Control District (SBCAPCD) Rule 359 (Flares and Thermal Oxidizers)²¹

Rule 4311 is as stringent as or more stringent than those in Rule 359, as demonstrated in the extensive analysis presented in the District's *2015 PM2.5 Plan*.²²

C.9.5.5.2 State of North Dakota Century Code 38-08-06.4²³ - Industrial Commission Order²⁴

Rule 4311 is as stringent as or more stringent than those in the South Dakota Rule, as demonstrated in the extensive analysis presented in the District's *2015 PM2.5 Plan*.²⁵

Potential Emission Reduction Opportunities

Flaring activities in the Valley emit 0.57 tpd of NO_x emissions, representing 0.17% of the summer average NO_x emissions in the Valley. Despite this relatively small amount of emissions, in keeping with its leave no stone unturned approach; the District has invested significant resources into evaluating potential emissions reductions opportunities from flares. In fact, after determining that the rule implements the most stringent measures feasible to implement in the Valley, in its *2015 PM2.5 Plan*, the District committed to perform another flare further study to continue to seek out additional emission reduction opportunities. The further study reports are available on the District's website at http://www.valleyair.org/Air_Quality_Plans/PM_Plans.htm.

C.9.6 Evaluation Findings

As demonstrated above, District Rule 4311 meets RACT requirements, and has also been demonstrated as implementing Most Stringent Measures.²⁶ As a commitment included in the District's *2015 Plan for the 1997 PM2.5 Standard (2015 PM2.5 Plan)*, District staff conducted a further study to review additional emission reduction opportunities under Rule 4311 and reached the following findings:

1. Even though operators of flares in the Valley have already taken extensive measures to reduce flaring through Rule 4311, additional minimization practices

²¹ Santa Barbara County Air Pollution Control District. (1994, June 28). *Rule 359 Flares and Thermal Oxidizers*. Retrieved February 13, 2015 from <http://www.ourair.org/wp-content/uploads/rule359.pdf>.

²² SJVUAPCD. *2015 Plan for the 1997 PM2.5 Standard*. Appendix C Best Available Control Measures and Most Stringent Measures (2015, April 16). Retrieved from http://www.valleyair.org/Air_Quality_Plans/PM25Plans2015.htm

²³ North Dakota Legislative Branch. (2013, August). *Century Code 38-08-06.4 Flaring of Gas Restricted – Imposition of Tax – Payment of Royalties – Industrial Commission Authority*. Retrieved February 13, 2015 from <http://www.legis.nd.gov/cencode/t38c08.pdf?20150213153521>.

²⁴ North Dakota Industrial Commission. (2014, July 1). *Order of the Commission*. Obtained February 3, 2015 from <https://www.dmr.nd.gov/oilgas/or24665.pdf>.

²⁵ SJVUAPCD. *2015 Plan for the 1997 PM2.5 Standard*. Appendix C Best Available Control Measures and Most Stringent Measures (2015, April 16). Retrieved from http://www.valleyair.org/Air_Quality_Plans/PM25Plans2015.htm

²⁶ SJVUAPCD. *2015 Plan for the 1997 PM2.5 Standard*. Appendix C Best Available Control Measures and Most Stringent Measures (2015, April 16). Retrieved from http://www.valleyair.org/Air_Quality_Plans/PM25Plans2015.htm

currently performed at some facilities may have the potential to be utilized at other facilities to further reduce flaring activities and emissions.

2. Ultra-low NO_x technologies with the potential to further reduce emissions from flaring have recently become available and should be potentially required through future rule amendments where technologically achievable and economically feasible.

Given the enormity of reductions needed to develop plans that demonstrate attainment with the latest federal ozone and PM_{2.5} standards and based on findings from the recent flare further study, the District commits to working closely with affected operators to undergo a regulatory amendment process for Rule 4311 as follows:

1. District commits to amend Rule 4311 to include additional ultra-low NO_x flare emission limitations for existing and new flaring activities at Valley facilities to the extent that such controls are technologically achievable and economically feasible, by December 31, 2017.
2. District commits to amend Rule 4311 to include additional flare minimization requirements to the extent that such controls are technologically achievable and economically feasible, by December 31, 2017.

C.10 RULE 4313 LIME KILNS

C.10.1 Emissions Inventory (Summer Average – Tons per day)

	2012	2015	2018	2021	2024	2027	2029	2030	2031
NOx	0.00	0.00	0.00	0.00	0.00	0.00	0.00	0.00	0.00
VOC	0.00	0.00	0.00	0.00	0.00	0.00	0.00	0.00	0.00

The emissions inventory for the lime kiln source category is 0.00 tons per day because there are no lime kilns in operation in the Valley

C.10.2 District Rule 4313 Description

Rule 4313 was adopted in 2003 to limit NOx emissions from the operation of lime kilns. Lime kilns can be used in a variety of manufacturing and processing operations, including food and agriculture. EPA approved District Rule 4313 on September 4, 2003 and deemed this rule as being at least as stringent as established RACT requirements. There are currently no lime kilns operating in the Valley. At the time of rule adoption, there were a total of three lime kilns in operation in the Valley. These lime kilns were operated at two sugar processing plants; however, these plants have been non-operational since 2008. If any lime kilns were to begin operation in the Valley in the future it would be required to meet District BACT requirements, per District Rule 2201 (New and Modified Stationary Source Review Rule). There are no lime kilns currently going through the District's permitting process to become operational in the Valley, nor are any lime kilns expected to be operated in the Valley in the future.

C.10.3 How does District Rule 4313 compare with federal rules and regulations?

C.10.3.1 EPA – Control Technique Guidelines (CTG)

EPA CTG requirements are not applicable to this source category.

C.10.3.2 EPA – Alternative Control Technology (ACT)

EPA ACT requirements are not applicable to this source category.

C.10.3.3 Standards of Performance for New Stationary Sources (NSPS)

C.10.3.3.1 NSPS - 40 CFR 60 Subpart HH (Standards of Performance for Lime Manufacturing Plants)

The provisions of this subpart are applicable to each rotary lime kiln used in the manufacturing of lime. However, this subpart only has requirements for the particulate matter (PM) emissions from the rotary lime kilns. The purpose of this analysis is to

evaluate this source for NO_x and VOC emission reduction opportunities, and is not applicable to this evaluation.

C.10.3.4 National Emission Standards for Hazardous Air Pollutants (NESHAPs) and Maximum Achievable Control Technologies (MACTs)

C.10.3.4.1 NESHAP - 40 CFR 63 Subpart AAAAA (National Emission Standards for Hazardous Air Pollutants for Lime Manufacturing Plants)

The provisions of this NESHAP are applicable to each rotary lime kiln used in the manufacturing of lime. However, this NESHAP only has requirements for the PM emissions from the rotary lime kilns. The purpose of this analysis is to evaluate NO_x and VOC emission reduction opportunities.

C.10.4 How does District Rule 4313 compare with California State regulations?

There are no state regulations applicable to this source category.

C.10.5 How does District Rule 4313 compare to regulations from other air districts?

C.10.5.1 Bay Area AQMD

Bay Area AQMD has no analogous rules for this source category.

C.10.5.2 Sacramento Metro AQMD

Sacramento Metro AQMD has no analogous rules for this source category.

C.10.5.3 South Coast AQMD

South Coast AQMD has no analogous rules for this source category.

C.10.5.4 Ventura County APCD

Ventura County APCD has no analogous rules for this source category.

C.10.6 Potential Emission Reduction Opportunities

There are no emission reduction opportunities from lime kilns in the Valley.

C.10.7 Evaluation Findings

There are no lime kilns in operation in the Valley, nor are any expected to be operated in the Valley in the future. However, if any lime kilns were to begin operating in the Valley, it would be required to meet District BACT requirements, which by definition are beyond RACT. As such, Rule 4313 meets or exceeds federal RACT requirements for this source category.

C.11 RULE 4352 SOLID FUEL FIRED BOILERS, STEAM GENERATORS, AND PROCESS HEATERS

C.11.1 Emissions Inventory (Summer Average – Tons per day)

	2012	2015	2018	2021	2024	2027	2029	2030	2031
NOx	2.97	3.27	3.59	3.78	3.95	4.12	4.24	4.27	4.32
VOC	0.08	0.09	0.11	0.12	0.12	0.13	0.13	0.13	0.13

C.11.2 District Rule 4352 Description

The purpose of Rule 4352 is to limit NOx and carbon monoxide (CO) emissions from any boiler, steam generator or process heater fired on solid fuel. Prior to September 14, 1994 solid fuel fired units were exempt from the requirements of District Rule 4305. The adoption of Rule 4352 established NOx limits of 200 parts per million by volume (ppmv) for municipal solid waste facilities (MSW), 0.35 pounds per million British thermal units per hour (lb/MMBtu) for biomass facilities, and 0.20 lb/MMBtu for all other solid fuel fired units. Since its adoption, the rule has been amended three times. The December 2011 amendments strengthened the rule by lowering NOx emissions limits for all three source categories. However, no emissions reductions were quantified because the rule amendments were meant to satisfy EPA RACT requirements and all units were determined to be operating at the new emission limits. EPA finalized approval of Rule 4352 on November 6, 2012 and deemed this rule as being at least as stringent as established RACT requirements.

While previous rule-amending projects for Rule 4352 have not quantified specific emissions reductions, the use of biomass facilities in the Valley has fostered emissions reductions. As an energy source, biomass can either be used directly or converted into other energy products such as biofuel. Biomass facilities in the Valley reduce the amount of pollutants created by open burning practices and the landfilling of potential biofuels such as agricultural materials, and urban and forest wood waste products by utilizing these materials. The District has reduced the total acreage of agricultural materials burned in the Valley to date by more than 80%.

Boilers, steam generators, and process heaters are used in a broad range of industrial, commercial, and institutional settings. Units subject to this rule fire on a variety of solid fuels: coal, petroleum coke, biomass, tire-derived fuel, and MSW. Although the output from units subject to the rule could be utilized in many settings, all of the operators within the Valley use the units' output to generate electricity.

The two primary methods of controlling NOx emissions from boilers, steam generators, and process heaters are either to change the combustion parameters to reduce NOx formation (i.e., combustion modification) or to treat the NOx formed in the process before the NOx is emitted into the atmosphere (i.e., post-combustion control or flue gas treatment).

C.11.3 How does District Rule 4352 compare with federal rules and regulations?

C.11.3.1 EPA – Control Technique Guidelines (CTG)

EPA CTG requirements are not applicable to this source category.

C.11.3.2 EPA – Alternative Control Technology (ACT)

C.11.3.2.1 ACT - EPA–453/R-94-022 (Alternative Control Techniques Document– NOx Emissions from Industrial/Commercial/ Institutional Boilers)

The requirements of Rule 4352 are as stringent as or more stringent than the requirements in the ACT.

C.11.3.2.2 ACT - EPA – 453/R-94-023 (Alternative Control Techniques Document– NOx Emissions from Utility Boilers)

The requirements of Rule 4352 are as stringent as or more stringent than the requirements in the ACT.

C.11.3.3 Standards of Performance for New Stationary Sources (NSPS)

C.11.3.3.1 NSPS - 40 CFR 60 Subpart Cb (Emission Guidelines and Compliance Times for Municipal Waste Combustors that are Constructed on or before December 19, 1995)

The requirements of Rule 4352 are as stringent as or more stringent than the requirements in the NSPS.

C.11.3.3.2 NSPS - 40 CFR 60 Subpart D (Standards of Performance for Fossil-Fuel-Fired Steam Generators for which Construction is Commenced after August 17, 1971)

The requirements of Rule 4352 are as stringent as or more stringent than the requirements in the NSPS.

C.11.3.3.3 NSPS - 40 CFR 60 Subpart Db (Standards of Performance for Industrial-Commercial-Institutional Steam Generating Units)

The requirements of Rule 4352 are as stringent as or more stringent than the requirements in the NSPS.

C.11.3.4 National Emission Standards for Hazardous Air Pollutants (NESHAPs) and Maximum Achievable Control Technologies (MACTs)

C.11.3.4.1 NESHAP - 40 CFR 63 Subpart DDDDD (NESHAP for Major Sources: Industrial, Commercial, and Institutional Boilers and Process Heaters)

40 CFR 63 Subpart DDDDD was amended on January 31, 2013 to include new emission limits for PM, CO, and total selective metals (TSM), replace numeric dioxin emission limits with work practice standards, add new subcategories of facilities, and add alternative monitoring approaches. The District evaluated the requirements contained within this NESHAP. The requirements of Rule 4352 are as stringent as or more stringent than the requirements in the NESHAP.

C.11.4 How does District Rule 4352 compare with California State regulations?

There are no state regulations applicable to this source category.

C.11.5 How does District Rule 4352 compare to regulations from other air districts?

C.11.5.1 Bay Area AQMD

C.11.5.1.1 Regulation 9 Rule 7 (Nitrogen Oxides and Carbon Monoxide from Industrial, Institutional, and Commercial Boilers, Steam Generators, and Process Heaters)

The requirements in Rule 4352 are as stringent as or more stringent than those in Rule 9-7.

C.11.5.1.2 Regulation 9 Rule 11 (Nitrogen Oxides and Carbon Monoxide from Electric Power Generating Steam Boilers)

The requirements in Rule 4352 are as stringent as or more stringent than those in Rule 9-11.

C.11.5.2 Sacramento Metro AQMD

C.11.5.2.1 Rule 411 (NO_x from Boilers, Process Heaters, and Steam Generators)

The requirements in Rule 4352 are as stringent as or more stringent than those in Rule 411.

C.11.5.3 South Coast AQMD

C.11.5.3.1 Rule 1146 (Emissions of Oxides of Nitrogen from Industrial, Institutional, and Commercial Boilers, Steam Generators, and Process Heaters)

The requirements in Rule 4352 are as stringent as or more stringent than those in Rule 1146.

C.11.5.4 Ventura County APCD

There are no analogous rules for this source category.

C.11.6 Potential Emission Reduction Opportunities

In its *2015 Plan for the 1997 PM_{2.5} Standard (2015 PM_{2.5} Plan)* the District evaluated this source category to determine if there are any feasible emission reduction opportunities. This extensive effort included the evaluation of potential emission reduction opportunities such as long term solutions for the biomass industry; the addition of selective catalytic reduction technology; electrostatic precipitators, baghouses, and cyclones; and scrubbers. The District found that Rule 4352 currently has in place the most stringent measures feasible to implement in the Valley.²⁷ The District re-evaluated the aforementioned options and has determined that no additional feasible opportunities have been developed in the last 12 months since the adoption of the *2015 PM_{2.5} Plan*. Therefore, there are no additional emission reduction opportunities at this time.

C.11.7 Evaluation Findings

Rule 4352 currently has in place the most stringent measures feasible to implement in the Valley and therefore meets or exceeds federal RACT requirements for this source category. As the District continues to develop future attainment plans to address increasingly stringent federal air quality standards, this source category will be re-evaluated for additional potential opportunities to reduce emissions.

²⁷ SJVUAPCD. 2015 Plan for the 1997 PM_{2.5} Standard. Appendix C Best Available Control Measures and Most Stringent Measures (2015, April 16). Retrieved from http://www.valleyair.org/Air_Quality_Plans/PM25Plans2015.htm

C.12 RULE 4354 GLASS MELTING FURNACES

C.12.1 Emissions Inventory (Summer Average – Tons per day)

	2012	2015	2018	2021	2024	2027	2029	2030	2031
NOx	6.04	4.08	4.31	4.54	4.69	4.69	4.69	4.69	4.69
VOC	0.02	0.02	0.02	0.02	0.02	0.02	0.02	0.02	0.02

The emissions in this emission inventory table represent the emissions from both this rule and from Rule 4610 (Glass Coating Operations).

C.12.2 District Rule 4354 Description

The provisions of Rule 4354 are applicable to glass melting furnaces in the Valley. The purpose of this rule is to limit NOx, SOx, volatile organic compounds (VOC), carbon monoxide (CO), and PM emissions from glass melting furnaces.

Rule 4354 was adopted on September 14, 1994 and has been subsequently amended six times. Rule 4354 was amended September 16, 2010 to strengthen the NOx emission limits in the rule; EPA finalized approval for these amendments on August 29, 2011. Rule 4354 was subsequently amended again in May 19, 2011 to implement updated start-up requirements; EPA finalized approval of the 2011 amendments to Rule 4354 on January 31, 2013 and deemed this rule as being as stringent as, if not more stringent than, established RACT requirements. As a result of this stringent prohibitory rule and continuing efforts on behalf of this industry to reduce emissions, the Valley is home to glass-making facilities with glass melting furnaces that utilize the most advanced low-NOx firing technology.

Industrial glass making is a continuous process with raw materials supplied to the furnace at the front end, and product taken off the line at the back end of the process. The raw materials for making glass are silica sand and soda ash. Melting these basic materials and forming them into the desired product geometry creates the final glass product. The different end products vary widely in raw material additives, processing equipment and conditions, and product quality requirements. The emission limits of Rule 4354 depend on the type of glass produced, furnace firing technology and the emission-averaging period.

Rule 4354 is among the most stringent rules in the nation for glass melting furnaces. The NOx emission limits contained within Rule 4354 require the installation of the best available NOx technology (i.e. oxy-fuel firing or SCR systems).

C.12.3 How does District Rule 4354 compare with federal rules and regulations?

C.12.3.1 EPA – Control Technique Guidelines (CTG)

EPA CTG requirements are not applicable to this source category.

C.12.3.2 EPA – Alternative Control Technology (ACT)

C.12.3.2.1 ACT - EPA-435/R-94-037 (Alternative Control Techniques Document—NO_x Emissions from Glass Manufacturing)

This ACT document outlines the available control techniques for three types of glass melting furnaces – container glass, flat glass and pressed-and-blown glass. The document lists no specific NO_x emission limit, although it does suggest estimated percent NO_x reduction from uncontrolled levels. In not having a specific NO_x limit for any of the subject furnaces, the document does not define RACT for the three types of glass. As such, the requirements of Rule 4354 are as stringent as or more stringent than the requirements in the ACT.

C.12.3.3 Standards of Performance for New Stationary Sources (NSPS)

C.12.3.3.1 NSPS - 40 CFR 60 Subpart CC (Standards of Performance for Glass Manufacturing Plants)

This NSPS targets the control of particulate matter from the specified glass manufacturing processes. As such, it defines applicable RACT for these sources. The requirements of Rule 4354 are as stringent as or more stringent than the requirements in the NSPS.

C.12.3.3.2 NSPS - 40 CFR 60 Subpart PPP (Standards of Performance for Wool Fiberglass Insulation Manufacturing Plants)

This NSPS targets the control of particulate matter from the specified glass manufacturing processes. As such, it does not regulate NO_x or VOC for this source category; therefore this NSPS does not define applicable RACT for this source category.

C.12.3.4 National Emission Standards for Hazardous Air Pollutants (NESHAPs) and Maximum Achievable Control Technologies (MACTs)

C.12.3.4.1 NESHAP/ MACT - 40 CFR 61 Subpart N (National Emission Standard for Inorganic Arsenic Emissions from Glass Manufacturing Plants)

40 CFR 61 Subpart N was last amended February 27, 2014; however, this NESHAP only regulates inorganic arsenic emissions and therefore does not apply to this control measure source category evaluation.

C.12.3.4.2 NESHAP/MACT - 40 CFR 63 Subpart NNN (National Emission Standards for Hazardous Air Pollutants for Wool Fiberglass Manufacturing Plants)

The portion of this MACT that applies to glass melting furnaces is specific to particulate matter emission limits and subsequent recordkeeping. As such, it does not regulate

NOx or VOC for this source category; therefore this MACT standard does not define applicable RACT for this source category.

C.12.3.4.3 NESHAP/MACT - 40 CFR 63 Subpart SSSSSS (National Emission Standards for Hazardous Air Pollutants for Glass Manufacturing Area Sources)

The portion of this MACT that applies to glass melting furnaces is specific to particulate matter emission limits and subsequent recordkeeping. As such, it does not regulate NOx or VOC for this source category; therefore this MACT standard does not define applicable RACT for this source category.

C.12.4 How does District Rule 4354 compare with California State regulations?

There are no state regulations specific to glass melting furnaces.

C.12.5 How does District Rule 4354 compare to regulations from other air districts?

C.12.5.1 Bay Area AQMD

C.12.5.1.1 Regulation 9 Rule 12 (Nitrogen Oxide Emissions from Glass Melting Furnaces)

Regulation 9-12 was adopted on January 19, 1994, and never amended, regulates the NOx emissions from glass melting furnaces with the exception of furnaces in which all the heat required for melting is provided by electric current and furnaces with a production capacity of 5 short tons of glass per day or less. The rule has a single NOx emission limit of 5.5 pounds of NOx per ton of glass pulled; however, there are no flat glass melting furnaces within the Bay Area AQMD, meaning the emission limit has not been achieved in practice in the Bay Area AQMD. The requirements in Rule 4354 are as stringent as or more stringent than those in Rule 9-12. EPA approved the District's 2009 RACT SIP on January 10, 2012 and deemed this rule as being at least as stringent as established RACT requirements. EPA reconfirmed this RACT determination when approving the District's 2011 amendments to the rule on January 31, 2013.

C.12.5.2 Sacramento Metro AQMD

There are no analogous rules for this source category.

C.12.5.3 South Coast AQMD

C.12.5.3.1 Rule 1117 (Emissions of Oxides of Nitrogen from Glass Melting Furnaces)

Adopted in 1982 and subsequently amended in 1984, South Coast AQMD Rule 1117 has a single NO_x limit of 4.0 pounds per ton glass pulled, however the limit does not apply to tableware glass, flat glass, or fiberglass furnaces – these are specifically exempt under Rule 1117. Meaning Rule 1117 applies only to container glass furnaces. Alternative emission control plans are allowed which let emissions to be averaged over more than one furnace as long as the total emissions are no greater than if each furnace was individually meeting the emission limit. Rule 4354 has lower NO_x limits for container glass than South Coast Rule 1117. The District rule also goes beyond the South Coast AQMD rule to limit NO_x emissions from flat glass and fiberglass furnaces. Additionally, the alternative emission control plan in District Rule 4354 requires a 10% reduction in total emissions for the averaged group of furnaces over controlling the furnaces individually.

District Rule 4354 is far more stringent than SCAQMD Rule 1117. District Rule 4354 requires a NO_x limit of 1.5 lbs per ton of glass produced for container glass plants, while SCAQMD Rule 1117 requires a NO_x limit of 4.0 lbs per ton of glass produced. Even though the District limit is at 1.5 lbs per ton of glass produced, the majority of glass plants in the Valley produce emissions much lower than the Rule limit.

It's important to note that the achievable NO_x emissions level for glass furnaces is affected by factors other than the emission control device used. These other factors include the stability of the glass pull rate over an extended period of time, and the condition and age of the refractories and furnace insulation. When the operator adjusts the pull rate of the furnace in response to the market need, additional NO_x emissions may occur during the transition time while the low-NO_x oxy-fuel burners adjust to accommodate the new pull rate. To maintain high temperature levels, glass furnaces require high levels of heat input which is independent from the level of glass pulled each day but is specific to each glass furnace. In addition to this "baseline" heat input, additional energy is necessary to melt glass. This variable heat input required to melt glass fluctuates according to the quantity of glass pulled and is added to the "baseline" heat input. As a result, the total heat input necessary to melt a ton of glass varies according to the overall quantity of glass melted in conjunction with the intersect characteristics of the glass furnace. Consequently, the lb-NO_x/ton varies in similar ways and is impacted by the glass pull rate.

The container glass furnaces in operation in the Valley manufacture a large variety of sizes and shapes of still and sparkling wine glass bottles, requiring the operators to utilize their furnaces in a fashion that results in a less stable pull rate in far varying conditions than facilities located in the South Coast which are mainly producing beer bottles. Due to the less stable pull rate, additional NO_x emissions are expected during the change in the fire rate of the burners as explained above. Additionally, in response to business demands on the wine industry, Valley facilities must operate furnaces with a

high degree of flexibility and variable operational conditions causing constant changes in the furnace pull rate and variations in NO_x emissions.

Finally, as furnaces age, the refractory is not as effective at retaining heat in the furnace. Therefore, under such conditions, the burner fire rate must be increased over time to maintain the same overall furnace and glass temperature and NO_x on a lb/ton basis is expected to increase accordingly. The combination of these factors results in a situation where the NO_x emission rate varies significantly over production conditions, campaign, and furnace life. Therefore, a simple comparison cannot be made between glass plants and their associated emissions limits and a thorough evaluation assessing all the multiple factors must be taken into consideration.

C.12.5.4 Ventura County APCD

There are no analogous rules for this source category.

C.12.6 Potential Emission Reduction Opportunities

In its *2015 Plan for the 1997 PM_{2.5} Standard (2015 PM_{2.5} Plan)* the District evaluated this source category to determine if there are any feasible emission reduction opportunities. This extensive effort included the evaluation of SO_x limits for container glass plants. The District found that Rule 4354 currently has in place the most stringent measures feasible to implement in the Valley.²⁸ The District re-evaluated the aforementioned options and has determined that no additional feasible opportunities have been developed in the last 12 months since the adoption of the *2015 PM_{2.5} Plan*. Therefore, there are no additional emission reduction opportunities at this time.

C.12.7 Evaluation Findings

Rule 4354 currently has in place the most stringent measures feasible to implement in the Valley and therefore meets or exceeds federal RACT requirements for this source category. As the District continues to develop future attainment plans to address increasingly stringent federal air quality standards, this source category will be re-evaluated for additional potential opportunities to reduce emissions.

²⁸ SJVUAPCD. 2015 Plan for the 1997 PM_{2.5} Standard. Appendix C Best Available Control Measures and Most Stringent Measures (2015, April 16). Retrieved from http://www.valleyair.org/Air_Quality_Plans/PM25Plans2015.htm

C.13 RULE 4401 STEAM-ENHANCED CRUDE OIL PRODUCTION WELLS

C.13.1 Emissions Inventory (Summer Average – Tons per day)

	2012	2015	2018	2021	2024	2027	2029	2030	2031
NOx	n/a	n/a	n/a	n/a	n/a	n/a	n/a	n/a	n/a
VOC	n/a	n/a	n/a	n/a	n/a	n/a	n/a	n/a	n/a

Emissions from this category are mapped to other emission source categories.

C.13.2 District Rule 4401 Description

This rule applies to all steam-enhanced crude oil production wells and any associated VOC collection and control systems. The purpose of this rule is to limit VOC emissions from these sources. The primary source of VOC emissions from the wells is the casing vent. The emissions from a casing vent are usually controlled through the operation of a VOC collection and control device.

The rule prohibits the operation of a steam-enhanced crude oil production well, except cyclic wells meeting certain requirements, unless the uncontrolled VOC emissions from any well vent are reduced by at least 99 percent by weight, or, if several steam-enhanced crude oil production well vents are connected to a vapor collection and control system, this rule requires that total uncontrolled VOC emissions be reduced by at least 99 percent.

Fugitive VOC emissions can also occur from oil and gas flowing through the various components (such as valves and flanges) that are part of the piping from the wells to the emission control system. Rule 4401 contains a schedule that specifies the number of allowable component leaks based on the number of wells connected to a vapor collection and control system. Rule 4401 requires an operator, upon detection of a leak, to affix a readily visible tag bearing the date on which the leak is detected. Rule 4401 further requires an operator to repair a leak within fifteen calendar days; failure to repair the leak would constitute a violation of the rule.

EPA finalized approval of the 2011 amendments to Rule 4401 on November 16, 2011 and deemed this rule as being at least as stringent as established RACT requirements.²⁹ EPA further confirmed this RACT determination when they finalized a partial approval/partial disapproval of the 2009 RACT SIP on January 10, 2012 and again deemed this rule as being at least as stringent as established RACT requirements.³⁰

²⁹ EPA. Revisions to the California State Implementation Plan, San Joaquin Valley Unified Air Pollution Control District; Final Rule. 76 Fed. Reg. 221, pp. 70886 – 70887. (2011, November 16). (to be codified at 40 CFR Part 52). Retrieved from <http://www.gpo.gov/fdsys/pkg/FR-2011-11-16/pdf/2011-29466.pdf>

³⁰ EPA. Partial Approval and Partial Disapproval of Air Quality Implementation Plans; California; San Joaquin Valley; Reasonably Available Control Technology for Ozone; Final Rule. 77 Fed. Reg. 6, pp 1417 – 1427. (2012, January

C.13.3 How does District Rule 4401 compare with federal rules and regulations?

C.13.3.1 EPA – Control Technique Guidelines (CTG)

EPA CTG requirements are not applicable to this source category.

C.13.3.2 EPA – Alternative Control Technology (ACT)

EPA ACT requirements are not applicable to this source category.

C.13.3.3 Standards of Performance for New Stationary Sources (NSPS)

EPA NSPS requirements are not applicable to this source category.

C.13.3.4 National Emission Standards for Hazardous Air Pollutants (NESHAPs) and Maximum Achievable Control Technologies (MACTs)

EPA NESHAP and MACT requirements are not applicable to this source category.

C.13.4 How does District Rule 4401 compare with California State regulations?

There are no state regulations applicable to this source category.

C.13.5 How does District Rule 4401 compare to regulations from other air districts?

C.13.5.1 Bay Area AQMD

There are no analogous rules for this source category.

C.13.5.2 Sacramento Metro AQMD

There are no analogous rules for this source category.

C.13.5.3 South Coast AQMD

C.13.5.3.1 Rule 1148 (Thermally Enhanced Oil Recovery Wells)

South Coast AQMD Rule 1148 (Thermally Enhanced Oil Recovery Wells) was adopted on November 5, 1982 and has not been amended. Rule 1148 requires that ROG emissions from a steam drive well not to exceed 4.5 lb/day or if steamed drive wells are connected to vapor control system ROG emissions from the control system shall average no more than 4.5 lb/day/connected well.

Using CARB emissions factor for uncontrolled steam drive well of 220 lb-VOC/day, Rule

10). (to be codified at 40 CFR Part 52). Retrieved from <http://www.gpo.gov/fdsys/pkg/FR-2012-01-10/pdf/2012-139.pdf>

4401's 99% control requirement equates to 2.2 lb/day/well, which is more stringent than 4.5 lb/day/well (heavy oil production results in no methane or ethane, meaning 100% of ROG's are considered VOCs).

South Coast AQMD Rule 1148 does not specify any fugitive VOC leak detection and repair provisions whereas Rule 4401 specifies the number of allowable component leaks based on the number of wells connected to a vapor collection and control system. Rule 4401 requires an operator, upon detection of a leak, to affix a readily visible tag bearing the date on which the leak is detected. Rule 4401 further requires an operator to repair a leak within fifteen (15) calendar days; failure to repair the leak would constitute a violation of the rule.

South Coast AQMD Rule 1148 contains a six month exemption for steam drive wells if steam is injected more frequently than 45 days and amount of steam injection expressed as water is more than 2,000 barrels. Rule 4401 provides exemptions for up to 40 cyclic wells owned by a company that are undergoing pilot testing and well stimulation. Rule 4401 also exempts for up to 5 cyclic wells (20 cyclic wells for small producer) if wells are located more than 1000 feet from an existing well control system operated by the company and operation is under District permit. South Coast AQMD Rule 1148 does not limit number of wells that can be exempt and Rule 4401 does not limit duration of exemption. Therefore exemptions in the both rules cannot be compared directly.

Both South Coast AQMD Rule 1148 and Rule 4401 require annual testing of vapor control systems. However District Rule waives this testing requirement if uncondensed vapors are incinerated in fuel burning equipment, internal combustion engine or in a smokeless flare.

C.13.5.4 The requirements in Rule 4401 are as stringent as or more stringent than those in Rule 1148. Ventura County APCD

There are no analogous rules for this source category.

C.13.6 Potential Emission Reduction Opportunities

No additional emission reduction opportunities have been identified at this time.

C.13.7 Evaluation Findings

Rule 4401 currently has in place the most stringent measures feasible to implement in the Valley and therefore meets or exceeds federal RACT requirements for this source category. As the District continues to develop future attainment plans to address increasingly stringent federal air quality standards, this source category will be re-evaluated for additional potential opportunities to reduce emissions.

C.14 RULE 4402 CRUDE OIL PRODUCTION SUMPS

C.14.1 Emissions Inventory (Summer Average – Tons per day)

	2012	2015	2018	2021	2024	2027	2029	2030	2031
NOx	0.00	0.00	0.00	0.00	0.00	0.00	0.00	0.00	0.00
VOC	2.41	2.25	2.11	1.97	1.85	1.73	1.65	1.62	1.58

C.14.2 District Rule 4402 Description

District Rule 4402 controls VOC emissions from crude oil production sumps located at facilities that produce heavy crude oil. Rule 4402 requires sumps to have a flexible floating cover, rigid floating cover, or fixed roof cover. The flexible floating cover has to be equipped between the sump wall and the cover edge, and the gap between the wall and at every point around the perimeter must not exceed 1 inch. The fixed-roof cover must have a PV and meet certain specific requirements. If sumps are replaced with above-ground fixed roof tanks, the tanks must comply with the provisions of Rule 4623.

This rule applies to all first, second, and third stage sumps at facilities producing, gathering, separating, processing, and/or storing crude oil in an oil field. The purpose of this rule is to limit VOC emissions from these sources. EPA finalized a partial approval/partial disapproval of the 2009 RACT SIP on January 10, 2012, but EPA specified that Rule 4402 was one of the few rules not approved as RACT as part of the RACT SIP approval.³¹ EPA finalized approval of the 2011 amendments to Rule 4402 on October 22, 2012 and deemed this rule as being at least as stringent as established RACT requirements.³²

C.14.3 How does District Rule 4402 compare with federal rules and regulations?

C.14.3.1 EPA – Control Technique Guidelines (CTG)

EPA CTG requirements are not applicable to this source category.

C.14.3.2 EPA – Alternative Control Technology (ACT)

EPA ACT requirements are not applicable to this source category.

C.14.3.3 Standards of Performance for New Stationary Sources (NSPS)

EPA NSPS requirements are not applicable to this source category.

³¹ 77 FR 1417, <http://www.gpo.gov/fdsys/pkg/FR-2012-01-10/pdf/2012-139.pdf>

³² 77 FR 64427, <http://www.gpo.gov/fdsys/pkg/FR-2012-10-22/pdf/2012-25810.pdf>

C.14.3.4 National Emission Standards for Hazardous Air Pollutants (NESHAPs) and Maximum Achievable Control Technologies (MACTs)

EPA NESHAP and MACT requirements are not applicable to this source category.

C.14.4 How does District Rule 4402 compare with California State regulations?

There are no state regulations applicable to this source category.

C.14.5 How does District Rule 4402 compare to regulations from other air districts?

C.14.5.1 Bay Area AQMD

There are no analogous rules for this source category.

C.14.5.2 Sacramento Metro AQMD

There are no analogous rules for this source category.

C.14.5.3 South Coast AQMD

There are no analogous rules for this source category.

C.14.5.4 Ventura County APCD

C.14.5.4.1 Rule 71.4 (Petroleum Sumps, Pits, Ponds and Well Cellars)

The control requirements of Rule 4402 are essentially the same as Rule 71.4. Although VCAPCD Rule 71.4 prohibits the use of first stage sumps, the District believes that other VCAPCD either do not have first stage sumps or such sumps have been replaced with tanks. Although use of first stage sumps is allowed by District Rule 4402, it does not necessarily mean that the rule is less stringent than other air districts' rules, for the following reason. If first stage sumps are replaced with tanks, the tanks would be subject to another rule that control emissions from the storage of organic liquids. District Rule 4623 (Storage of Organic Liquids) applies to tanks that have a capacity of at least 1,100 gallons that store organic liquids with a true vapor pressure (TVP) of 0.5 psia or greater. The tank VOC control requirements are based on the tank size and true vapor pressure (TVP) of the stored organic liquid. Organic liquids with a TVP less than 0.5 psia would not be subject to the VOC control requirements of Rule 4623. Replacing first stage sump with a tank could result in an unintended consequence that the tank would either be totally uncontrolled or less effectively controlled compared to Rule 4402 because the TVP might be lower than the control trigger level specified in Rule 4623.

Based on the District's Permit database, staff has determined that there are only very few permitted small-size first-stage sumps for processing heavy crude oil that were issued to very small producers (less than 150 barrels of oil/day production) and they are not major sources (less than 10 tons per year of VOC or NOx). The source testing

required by Rule 4623, shows the TVP of the heavy crude oil is less than 0.5 psia. As discussed above, prohibiting the use of first stage sumps would essentially force operators to replace the sumps with tanks, which could result in the tanks being exempt from Rule 4623 because the TVP is less than 0.5 psia. Although Rule 4402 allows the use of first stage sumps, the controls are equal to or better than that which would be required for such materials stored in tanks. Furthermore, it is important to mention that the District's 2007 survey of crude oil sumps⁴ revealed that there are no active first stage sumps operating in the San Joaquin Valley.

Therefore, the requirements in Rule 4402 are as stringent as or more stringent than those in Rule 71.4.

C.14.5.5 Other Air Quality Control Agencies

Santa Barbara APCD - Rule 344 (Petroleum Sumps, Pits and Well Cellars)

Rule 4402 exempts small producers' second and third stage sumps less than 1,000 square feet surface area used exclusively for heavy crude oil. Another exemption is provided for very small producer second and third stage sumps less than 5,000 square feet used exclusively for heavy crude oil. Small producer is defined in the rule as a producer whose oil production does not exceed 6,000 barrels/day. Very small oil producer is defined in Rule 4402 as a producer whose oil production does not exceed 150 barrels/day, similar to SBCAPCD Rule 344. The requirements in Rule 4402 are as stringent as or more stringent than those in Rule 344.

C.14.6 Potential Emission Reduction Opportunities

No additional emission reduction opportunities have been identified at this time.

C.14.7 Evaluation Findings

Rule 4402 currently has in place the most stringent measures feasible to implement in the Valley and therefore meets or exceeds federal RACT requirements for this source category. As the District continues to develop future attainment plans to address increasingly stringent federal air quality standards, this source category will be re-evaluated for additional potential opportunities to reduce emissions.

C.15 RULE 4404 HEAVY OIL TEST STATION —KERN COUNTY

C.15.1 Emissions Inventory (Summer Average – Tons per day)

	2012	2015	2018	2021	2024	2027	2029	2030	2031
NOx	0.00	0.00	0.00	0.00	0.00	0.00	0.00	0.00	0.00
VOC	0.00	0.00	0.00	0.00	0.00	0.00	0.00	0.00	0.00

The inventory for this source category is 0.00 tpd because there are no Heavy Oil Test Stations (HOTS) in operation in the Valley.

C.15.2 District Rule 4404 Description

This rule applies to the operation of heavy oil test stations with tanks that vent directly to the atmosphere. The purpose of this rule is to limit VOC emissions from the operation of heavy oil test stations. A HOTS is a tank setting comprised of both a family tank and one or more test tanks. A family tank directly receives crude oil production from more than one steam drive well through individual production lines with discharge into the tank. A test tank tests the production rate from a single steam drive well.

Rule 4404 prohibits operation of HOTS unless the VOC emissions are reduced by at least 99%. Except during sampling, gauging, and PV valve vent, any tank roof opening must be equipped with a cover, seal, or lid with no visible gap and maintained in a gas-tight condition.

Requirements of this rule are applicable to HOTS that are atmospheric tanks. A review of the District's permit database and observations of Compliance Division indicate that there are no atmospheric HOTS operating in the Valley. All previous HOTS operations are now employing pressure vessels which do not vent to the atmosphere. These unvented pressure vessels are exempt from District permitting per section 6.13 of District Rule 2020. Therefore, the VOC emissions from this source category are zero.

C.15.3 How does District Rule 4404 compare with federal rules and regulations?

C.15.3.1 EPA – Control Technique Guidelines (CTG)

EPA CTG requirements are not applicable to this source category.

C.15.3.2 EPA – Alternative Control Technology (ACT)

EPA ACT requirements are not applicable to this source category.

C.15.3.3 Standards of Performance for New Stationary Sources (NSPS)

EPA NSPS requirements are not applicable to this source category.

C.15.3.4 National Emission Standards for Hazardous Air Pollutants (NESHAPs) and Maximum Achievable Control Technologies (MACTs)

EPA NESHAP and MACT requirements are not applicable to this source category.

C.15.4 How does District Rule 4404 compare with California State regulations?

There are no state regulations applicable to this source category.

C.15.5 How does District Rule 4404 compare to regulations from other air districts?**C.15.5.1 Bay Area AQMD**

Bay Area AQMD has no analogous rules for this source category.

C.15.5.2 Sacramento Metro AQMD

Sacramento Metro AQMD has no analogous rules for this source category.

C.15.5.3 South Coast AQMD

South Coast AQMD has no analogous rules for this source category.

C.15.5.4 Ventura County APCD

Ventura County has no analogous rules for this source category.

C.15.6 Potential Emission Reduction Opportunities

There are no atmospheric HOTS in operation in the Valley. All HOTS operations now employ pressure vessels that do not vent to the atmosphere, and such vessels are exempt from District permitting per section 6.13 of District Rule 2020.

C.15.7 Evaluation Findings

Rule 4404 currently has in place the most stringent measures feasible to implement in the Valley and therefore meets or exceeds federal RACT requirements for this source category.

C.16 RULE 4407 IN-SITU COMBUSTION WELL VENTS

C.16.1 Emissions Inventory (Summer Average – Tons per day)

	2012	2015	2018	2021	2024	2027	2029	2030	2031
NOx	0.00	0.00	0.00	0.00	0.00	0.00	0.00	0.00	0.00
VOC	0.00	0.00	0.00	0.00	0.00	0.00	0.00	0.00	0.00

The emission inventory for this source category is 0.00 tpd because there are no in-situ combustion well vents operating in the Valley.

C.16.2 District Rule 4407 Description

District Rule 4407 controls VOC emissions from in-situ combustion well vents. The rule applies to all crude oil production wells where production has been enhanced by in-situ combustion. In situ-combustion is defined in the rule as a thermal crude oil recovery process in which air is injected into an oil reservoir and in-place petroleum oxidizes at an accelerated rate. The heat of combustion and combustion products enhance oil production by decreasing oil viscosity and pressurizing the reservoir. In-situ combustion well is any crude oil production well which produces from the same zone in which an air injection well is completed and lies within 1,000 feet from an injection well.

District Rule 4407 prohibits operation of any in-situ combustion well unless the well vent is connected to an emission control device which abates 85% by weight of entering VOC gases or is connected to a fuel burning equipment (furnace, boiler, etc) or a smokeless flare. All components (piping, valves, fittings, pumps, compressors, etc.) should be maintained in good repair and must be inspected for leaks on a quarterly basis. If no more than 2% of all components of the collection system are found to be leaking during each three consecutive quarterly inspections, the inspection frequency may be changed from quarterly to annual. The total number of leaks in a collection system should not exceed 2% of all the components in the collection system. Upon detection of a leak, the operator should affix a visible tag indicating the date of detection of the leak and the tag must remain in place until the leak is repaired. A leaking component must be repaired within 15 days of leak detection, but a ten day extension to repair a leak may be granted provided the operator demonstrates that necessary and sufficient actions have been taken to correct the leak. Failure to repair a leak after the ten day extension constitutes a violation of the rule.

District Rule 4407 requires annual testing of the VOC control efficiency of the control and collection system (testing should be conducted during June, July, August, or September of each year if the system's control efficiency is dependent upon ambient temperature). The APCO may waive the test requirement if all uncondensed VOC emissions are collected by a collection and control system are burned in fuel burning equipment or a smokeless flare.

Currently there are no in-situ combustion crude oil wells operating in the Valley.

C.16.3 How does District Rule 4407 compare with federal rules and regulations?

C.16.3.1 EPA – Control Technique Guidelines (CTG)

EPA CTG requirements are not applicable to this source category.

C.16.3.2 EPA – Alternative Control Technology (ACT)

EPA ACT requirements are not applicable to this source category.

C.16.3.3 Standards of Performance for New Stationary Sources (NSPS)

EPA NSPS requirements are not applicable to this source category.

C.16.3.4 National Emission Standards for Hazardous Air Pollutants (NESHAPs) and Maximum Achievable Control Technologies (MACTs)

EPA NESHAP and MACT requirements are not applicable to this source category.

C.16.4 How does District Rule 4407 compare with California State regulations?

There are no state regulations applicable to this source category.

C.16.5 How does District Rule 4407 compare to regulations from other air districts?

C.16.5.1 Bay Area AQMD

Bay Area AQMD has no analogous rules for this source category.

C.16.5.2 Sacramento Metro AQMD

Sacramento Metro AQMD has no analogous rules for this source category.

C.16.5.3 South Coast AQMD

South Coast AQMD has no analogous rules for this source category.

C.16.5.4 Ventura County APCD

Ventura County APCD has no analogous rules for this source category.

C.16.6 Potential Emission Reduction Opportunities

There are no in-situ combustion well vents operating in the Valley and thus no emission reduction opportunities for this category exist.

C.16.7 Evaluation Findings

There are no in-situ combustion well vents operating in the Valley and thus no emission reduction opportunities for this category exist. Any facility beginning use of such activity would be required to meet District BACT requirements, per District Rules 2201 (New and Modified Stationary Source Review Rule).

Rule 4407 currently has in place the most stringent measures feasible to implement in the Valley and therefore meets or exceeds federal RACT requirements for this source category. As the District continues to develop future attainment plans to address increasingly stringent federal air quality standards, this source category will be re-evaluated for additional potential opportunities to reduce emissions.

C.17 RULE 4408 GLYCOL DEHYDRATION SYSTEMS

C.17.1 Emissions Inventory (Summer Average – Tons per day)

	2012	2015	2018	2021	2024	2027	2029	2030	2031
NOx	n/a	n/a	n/a	n/a	n/a	n/a	n/a	n/a	n/a
VOC	n/a	n/a	n/a	n/a	n/a	n/a	n/a	n/a	n/a

The emissions from this rule are accounted for in the discussion for Rule 4409 (Components at Light Crude Oil Production Facilities, Natural Gas Production Facilities, and Natural Gas Processing Facilities).

C.17.2 District Rule 4408 Description

This rule applies to any glycol dehydration system with a glycol dehydration vent that is subject to permitting requirements pursuant to Regulation II (Permits). The purpose of this rule is to limit VOC emissions from these sources.

C.17.3 How does District Rule 4408 compare with federal rules and regulations?

C.17.3.1 EPA – Control Technique Guidelines (CTG)

EPA CTG requirements are not applicable to this source category.

C.17.3.2 EPA – Alternative Control Technology (ACT)

EPA ACT requirements are not applicable to this source category.

C.17.3.3 Standards of Performance for New Stationary Sources (NSPS)

EPA NSPS requirements are not applicable to this source category.

C.17.3.4 National Emission Standards for Hazardous Air Pollutants (NESHAPs) and Maximum Achievable Control Technologies (MACTs)

C.17.3.4.1 NESHAP/MACT - 40 CFR 63 Subpart HH (National Emission Standards for Hazardous Air Pollutants for Oil and Natural Gas Production)

The requirements of Rule 4408 are as stringent as or more stringent than the requirements in the NESHAP, since Rule 4408 requires controls on systems producing much smaller flow rates than the NESHAP threshold.

C.17.4 How does District Rule 4408 compare with California State regulations?

There are no state regulations applicable to this source category.

C.17.5 How does District Rule 4408 compare to regulations from other air districts?**C.17.5.1 Bay Area AQMD**

There are no analogous rules for this source category.

C.17.5.2 Sacramento Metro AQMD

There are no analogous rules for this source category.

C.17.5.3 South Coast AQMD

There are no analogous rules for this source category.

C.17.5.4 Ventura County APCD**C.17.5.4.1 Rule 71.5 (Glycol Dehydrators)**

The requirements in Rule 4408 are as stringent as or more stringent than those in Rule 71.5.

C.17.6 Potential Emission Reduction Opportunities

No additional emission reduction opportunities have been identified at this time.

C.17.7 Evaluation Findings

Rule 4408 currently has in place the most stringent measures feasible to implement in the Valley and therefore meets or exceeds federal RACT requirements for this source category. As the District continues to develop future attainment plans to address increasingly stringent federal air quality standards, this source category will be re-evaluated for additional potential opportunities to reduce emissions.

C.18 RULE 4409 COMPONENTS AT LIGHT CRUDE OIL PRODUCTION FACILITIES, NATURAL GAS PRODUCTION FACILITIES, AND NATURAL GAS PROCESSING FACILITIES

C.18.1 Emissions Inventory (Summer Average – Tons per day)

	2012	2015	2018	2021	2024	2027	2029	2030	2031
NOx	0.01	0.00	0.00	0.00	0.00	0.00	0.00	0.00	0.00
VOC	1.21	1.13	1.06	0.99	0.93	0.87	0.83	0.81	0.79

This emission inventory table is comprised of the emission inventory of sources subject to Rules 4408 (Glycol Dehydration Systems), Rule 4409 (Components at Light Crude Oil Production Facilities, Natural Gas Production Facilities, and Natural Gas Processing Facilities), Rule 4453 (Refinery Vacuum Producing Devices or Systems), and Rule 4454 (Refinery Process Unit Turnaround).

C.18.2 District Rule 4409 Description

This rule applies to components containing or contacting VOC streams at light crude oil production facilities, natural gas production facilities, and natural gas processing facilities. The purpose of this rule is to limit VOC emissions from leaking components at these facilities.

C.18.3 How does District Rule 4409 compare with federal rules and regulations?

C.18.3.1 EPA – Control Technique Guidelines (CTG)

C.18.3.1.1 CTG - EPA-450/3-83-007 (Control of Volatile Organic Compound Equipment Leaks from Natural Gas/Gasoline Processing Plants)

The requirements of Rule 4409 are as stringent as or more stringent than the requirements in the CTG.

C.18.3.2 EPA – Alternative Control Technology (ACT)

EPA ACT requirements are not applicable to this source category.

C.18.3.3 Standards of Performance for New Stationary Sources (NSPS)

C.18.3.3.1 NSPS - 40 CFR 60 Subpart OOOO (Standards of Performance for Crude Oil and Natural Gas Production, Transmission and Distribution)

The requirements of Rule 4409 are as stringent as or more stringent than the requirements in the NSPS.

C.18.3.4 National Emission Standards for Hazardous Air Pollutants (NESHAPs) and Maximum Achievable Control Technologies (MACTs)

C.18.3.4.1 NESHAP/MACT - 40 CFR 63 Subpart HH (National Emission Standards for Hazardous Air Pollutants from Oil and Natural Gas Production Facilities)

The requirements of Rule 4409 are as stringent as or more stringent than the requirements in the NESHAP.

C.18.4 How does District Rule 4409 compare with California State regulations?

There are no state regulations applicable to this source category.

C.18.5 How does District Rule 4409 compare to regulations from other air districts?

C.18.5.1 Bay Area AQMD

C.18.5.1.1 Regulation 8 Rule 18 (Equipment Leaks),

The requirements in Rule 4409 are as stringent as or more stringent than those in Rule 8-18.

C.18.5.1.2 Regulation 8 Rule 22 (Valves and Flanges at Chemical Plants)

The requirements in Rule 4409 are as stringent as or more stringent than those in Rule 8-22.

C.18.5.1.3 Regulation 8 Rule 28 (Episodic Releases From Pressure Relief Devices at Petroleum Refineries and Chemical Plants)

The requirements in Rule 4409 are as stringent as or more stringent than those in Rule 8-28.

C.18.5.2 Sacramento Metro AQMD

There are no analogous rules for this source category.

C.18.5.3 South Coast AQMD

C.18.5.3.1 Rule 1173 (Control of Volatile Organic Compound Leaks and Releases from Components at Petroleum Facilities and Chemical Plants)

The requirements in Rule 4409 are as stringent as or more stringent than those in Rule 1173.

C.18.5.4 Ventura County APCD

C.18.5.4.1 74.7 (Fugitive Emissions of Reactive Organic Compounds at Petroleum Refineries and Chemical Plants), and

The requirements in Rule 4409 are as stringent as or more stringent than those in Rule 74.7.

C.18.5.4.2 Rule 74.10 (Components at Crude Oil and Natural Gas Production and Processing Facilities)

The requirements in Rule 4409 are as stringent as or more stringent than those in Rule 74.10.

C.18.6 Potential Emission Reduction Opportunities

No additional emission reduction opportunities have been identified at this time.

C.18.7 Evaluation Findings

Rule 4409 currently has in place the most stringent measures feasible to implement in the Valley and therefore meets or exceeds federal RACT requirements for this source category. As the District continues to develop future attainment plans to address increasingly stringent federal air quality standards, this source category will be re-evaluated for additional potential opportunities to reduce emissions.

C.19 RULE 4453 REFINERY VACUUM PRODUCING DEVICES OR SYSTEMS

C.19.1.1.1 Emissions Inventory (Summer Average – Tons per day)

	2012	2015	2018	2021	2024	2027	2029	2030	2031
NOx	n/a	n/a	n/a	n/a	n/a	n/a	n/a	n/a	n/a
VOC	n/a	n/a	n/a	n/a	n/a	n/a	n/a	n/a	n/a

The emissions from this rule are accounted for in the discussion for Rule 4409 (Components at Light Crude Oil Production Facilities, Natural Gas Production Facilities, and Natural Gas Processing Facilities).

C.19.2 District Rule 4453 Description

This rule applies to any vacuum producing device or system, including hot wells and accumulators installed in a refinery operation. The purpose of this rule is to limit VOC emissions from refinery vacuum producing devices or systems.

C.19.3 How does District Rule 4453 compare with federal rules and regulations?

C.19.3.1 EPA – Control Technique Guidelines (CTG)

C.19.3.1.1 CTG – EPA-450/2-77-025 (Control of Refinery Vacuum Producing Systems, Wastewater Separators, and Process Unit Turnarounds)

The requirements of Rule 4453 are as stringent as or more stringent than the requirements in the CTG.

C.19.3.2 EPA – Alternative Control Technology (ACT)

EPA ACT requirements are not applicable to this source category.

C.19.3.3 Standards of Performance for New Stationary Sources (NSPS)

EPA NSPS requirements are not applicable to this source category.

C.19.3.4 National Emission Standards for Hazardous Air Pollutants (NESHAPs) and Maximum Achievable Control Technologies (MACTs)

EPA NESHAP and MACT requirements are not applicable to this source category.

C.19.4 How does District Rule 4453 compare with California State regulations?

There are no state regulations applicable to this source category.

C.19.5 How does District Rule 4453 compare to regulations from other air districts?

C.19.5.1 Bay Area AQMD**C.19.5.1.1 Regulation 8 Rule 9 (Vacuum Producing Systems)**

The requirements in Rule 4453 are as stringent as or more stringent than those in Rule 8-9.

C.19.5.2 Sacramento Metro AQMD

There are no analogous rules for this source category.

C.19.5.3 South Coast AQMD**C.19.5.3.1 Rule 465 (Refinery Vacuum-Producing Devices or Systems)**

The requirements in Rule 4453 are as stringent as or more stringent than those in Rule 465.

C.19.5.4 Ventura County APCD**C.19.5.4.1 Rule 74.8 (Refinery Vacuum Producing Systems, Wastewater Separators and Process Turnarounds)**

The requirements in Rule 4453 are as stringent as or more stringent than those in Rule 74.8.

C.19.6 Potential Emission Reduction Opportunities

No additional emission reduction opportunities have been identified at this time.

C.19.7 Evaluation Findings

Rule 4453 currently has in place the most stringent measures feasible to implement in the Valley and therefore meets or exceeds federal RACT requirements for this source category. As the District continues to develop future attainment plans to address increasingly stringent federal air quality standards, this source category will be re-evaluated for additional potential opportunities to reduce emissions.

C.20 RULE 4454 REFINERY PROCESS UNIT TURNAROUND

C.20.1.1.1 Emissions Inventory (Summer Average – Tons per day)

	2012	2015	2018	2021	2024	2027	2029	2030	2031
NOx	n/a	n/a	n/a	n/a	n/a	n/a	n/a	n/a	n/a
VOC	n/a	n/a	n/a	n/a	n/a	n/a	n/a	n/a	n/a

The emissions from this rule are accounted for in the discussion for Rule 4409 (Components at Light Crude Oil Production Facilities, Natural Gas Production Facilities, and Natural Gas Processing Facilities).

C.20.2 District Rule 4454 Description

This rule applies to any refinery vessel containing VOCs, unless exempted. The purpose of this rule is to limit VOC emissions resulting from the purging, repair, cleaning, or otherwise opening or releasing pressure from a refinery vessel during a process unit turnaround.

C.20.3 How does District Rule 4454 compare with federal rules and regulations?

C.20.3.1 EPA – Control Technique Guidelines (CTG)

C.20.3.1.1 CTG – EPA-450/2-77-025 (Control of Refinery Vacuum Producing Systems, Water Separators and Process Unit Turnarounds)

The requirements of Rule 4454 are as stringent as or more stringent than the requirements in the CTG.

C.20.3.2 EPA – Alternative Control Technology (ACT)

EPA ACT requirements are not applicable to this source category.

C.20.3.3 Standards of Performance for New Stationary Sources (NSPS)

EPA NSPS requirements are not applicable to this source category.

C.20.3.4 National Emission Standards for Hazardous Air Pollutants (NESHAPs) and Maximum Achievable Control Technologies (MACTs)

C.20.3.4.1 40 CFR 63 Subpart CC (National Emission Standards for Hazardous Air Pollutants from Petroleum Refineries)

The applicable MACT guideline was amended in 2010; however, the amendments did not implement any requirements more stringent than what is required in Rule 4454. The requirements of Rule 4454 are as stringent as or more stringent than the requirements in the MACT.

C.20.4 How does District Rule 4454 compare with California State regulations?

There are no state regulations applicable to this source category.

C.20.5 How does District Rule 4454 compare to regulations from other air districts?**C.20.5.1 Bay Area AQMD****C.20.5.1.1 Regulation 8 Rule 10 (Process Vessel Depressurization)**

The requirements in Rule 4454 are as stringent as or more stringent than those in Rule 8-10.

C.20.5.2 Sacramento Metro AQMD

There are no analogous rules for this source category.

C.20.5.3 South Coast AQMD**C.20.5.3.1 SCAQMD Rule 1123 (Refinery Process Turnarounds)**

The requirements in Rule 4454 are as stringent as or more stringent than those in Rule 1123.

C.20.5.4 Ventura County APCD**C.20.5.4.1 Rule 74.8 (Refinery Vacuum Producing Systems, Wastewater Separators and Process Turnarounds)**

The requirements in Rule 4454 are as stringent as or more stringent than those in Rule 74.8.

C.20.6 Potential Emission Reduction Opportunities

No additional emission reduction opportunities have been identified at this time.

C.20.7 Evaluation Findings

Rule 4454 currently has in place the most stringent measures feasible to implement in the Valley and therefore meets or exceeds federal RACT requirements for this source category. As the District continues to develop future attainment plans to address increasingly stringent federal air quality standards, this source category will be re-evaluated for additional potential opportunities to reduce emissions.

C.21 RULE 4455 COMPONENTS AT PETROLEUM REFINERIES, GAS LIQUIDS PROCESSING FACILITIES, AND CHEMICAL PLANTS

C.21.1.1.1 Emissions Inventory (Summer Average – Tons per day)

	2012	2015	2018	2021	2024	2027	2029	2030	2031
NOx	0.00	0.00	0.00	0.00	0.00	0.00	0.00	0.00	0.00
VOC	0.40	0.40	0.40	0.40	0.40	0.40	0.40	0.40	0.40

C.21.2 District Rule 4455 Description

This rule applies to components containing or contacting VOC at petroleum refineries, gas liquid processing facilities, and chemical plants. The purpose of this rule is to limit VOC emissions from leaking components at these facilities.

C.21.3 How does District Rule 4455 compare with federal rules and regulations?

C.21.3.1 EPA – Control Technique Guidelines (CTG)

C.21.3.1.1 CTG - EPA-450/3-83-007 (Control of Volatile Organic Compound Equipment Leaks from Natural Gas/Gasoline Processing Plants)

The requirements of Rule 4455 are as stringent as or more stringent than the requirements in the CTG.

C.21.3.2 EPA – Alternative Control Technology (ACT)

EPA ACT requirements are not applicable to this source category.

C.21.3.3 Standards of Performance for New Stationary Sources (NSPS)

C.21.3.3.1 NSPS (40 CFR 60 Subpart OOOO—Standards of Performance for Crude Oil and Natural Gas Production, Transmission and Distribution)

The requirements of Rule 4455 are as stringent as or more stringent than the requirements in the NSPS.

C.21.3.4 National Emission Standards for Hazardous Air Pollutants (NESHAPs) and Maximum Achievable Control Technologies (MACTs)

C.21.3.4.1 NESHAP/MACT – 40 CFR 63 Subpart HH (National Emission Standards for Hazardous Air Pollutants from Oil and Natural Gas Production Facilities)

The requirements of Rule 4455 are as stringent as or more stringent than the requirements in the NESHAP/MACT.

C.21.4 How does District Rule 4455 compare with California State regulations?

There are no state regulations applicable to this source category

C.21.5 How does District Rule 4455 compare to regulations from other air districts?

C.21.5.1 Bay Area AQMD

C.21.5.1.1 Regulation 8 Rule 18 (Equipment Leaks)

The requirements in Rule 4455 are as stringent as or more stringent than those in Rule 8-18.

C.21.5.1.2 Regulation 8 Rule 22 (Valves and Flanges at Chemical Plants)

The requirements in Rule 4455 are as stringent as or more stringent than those in Rule 8-22.

C.21.5.1.3 Regulation 8 Rule 28 (Episodic Releases From Pressure Relief Devices at Petroleum Refineries and Chemical Plants)

The requirements in Rule 4455 are as stringent as or more stringent than those in Rule 8-28.

C.21.5.2 Sacramento Metro AQMD

There are no analogous rules for this source category.

C.21.5.3 South Coast AQMD

C.21.5.3.1 Rule 1173 (Control of Volatile Organic Compound Leaks and Releases from Components at Petroleum Facilities and Chemical Plants)

The requirements in Rule 4455 are as stringent as or more stringent than those in Rule 1173.

C.21.5.4 Ventura County APCD

C.21.5.4.1 Rule 74.7 (Fugitive Emissions of Reactive Organic Compounds at Petroleum Refineries and Chemical Plants)

The requirements in Rule 4455 are as stringent as or more stringent than those in Rule 74.7.

C.21.5.4.2 Rule 74.10 (Components at Crude Oil and Natural Gas Production and Processing Facilities)

The requirements in Rule 4455 are as stringent as or more stringent than those in Rule 74.10.

C.21.6 Potential Emission Reduction Opportunities

No additional emission reduction opportunities have been identified at this time.

C.21.7 Evaluation Findings

Rule 4455 currently has in place the most stringent measures feasible to implement in the Valley and therefore meets or exceeds federal RACT requirements for this source category. As the District continues to develop future attainment plans to address increasingly stringent federal air quality standards, this source category will be re-evaluated for additional potential opportunities to reduce emissions.

C.22 RULE 4565 BIOSOLIDS, ANIMAL MANURE, AND POULTRY LITTER OPERATIONS

C.22.1.1.1 Emissions Inventory (Summer Average – Tons per day)

	2012	2015	2018	2021	2024	2027	2029	2030	2031
NOx	0.00	0.00	0.00	0.00	0.00	0.00	0.00	0.00	0.00
VOC	21.35	22.11	22.68	23.71	25.18	26.22	27.39	27.73	28.02

This emission inventory table includes emissions for sources subject to this rule and Rule 4566 (Organic Material Composting Operations).

C.22.2 District Rule 4565 Description

Rule 4565 was adopted on March 15, 2007. The provisions of this rule limit VOC emissions from facilities whose throughput consists entirely or in part of Biosolids, animal manure, or poultry litter. Rule 4565 is applicable to operations that landfill, land apply, compost, or co-compost these materials.

C.22.3 How does District Rule 4565 compare with federal rules and regulations?

C.22.3.1 EPA – Control Technique Guidelines (CTG)

EPA CTG requirements are not applicable to this source category.

C.22.3.2 EPA – Alternative Control Technology (ACT)

EPA ACT requirements are not applicable to this source category.

C.22.3.3 Standards of Performance for New Stationary Sources (NSPS)

EPA NSPS requirements are not applicable to this source category.

C.22.3.4 National Emission Standards for Hazardous Air Pollutants (NESHAPs) and Maximum Achievable Control Technologies (MACTs)

EPA NESHAP and MACT requirements are not applicable to this source category.

C.22.4 How does District Rule 4565 compare with California State regulations?

There are no state regulations applicable to this source category.

C.22.5 How does District Rule 4565 compare to regulations from other air districts?

C.22.5.1 Bay Area AQMD

There are no analogous rules for this source category.

C.22.5.2 Sacramento Metro AQMD

There are no analogous rules for this source category.

C.22.5.3 South Coast AQMD

C.22.5.3.1 Rule 1133.2 (Emission Reductions from Co-Composting Operations)

Rule 1133.2 was adopted on January 10, 2003, and has not been amended. This rule is applicable to new and existing co-composting operations operating within the jurisdictional boundaries of the South Coast AQMD. Rule 1133.2 requires operators of new operations to conduct all active co-composting within the confines of an enclosure that meets specific requirements. In lieu of compliance with rule requirements, these operations have the option to submit a compliance plan. During the development of the District's 2015 PM_{2.5} Plan³³ the District conducted an extensive analysis comparing the requirements of Rule 4565 to Rule 1133.2. The District determined that overall Rule 4565 is more stringent than Rule 1133.2. This determination is further supported by the District's 2009 RACT SIP demonstration report³⁴ and the District's 2013 Plan for the Revoked 1-hour Ozone Standard,³⁵ as approved by EPA.³⁶

C.22.5.4 Ventura County APCD

There are no analogous rules for this source category.

C.22.6 Potential Emission Reduction Opportunities

No additional emission reduction opportunities have been identified at this time.

C.22.7 Evaluation Findings

Rule 4565 currently has in place the most stringent measures feasible to implement in the Valley and therefore meets or exceeds federal RACT requirements for this source category. As the District continues to develop future attainment plans to address increasingly stringent federal air quality standards, this source category will be re-evaluated for additional potential opportunities to reduce emissions.

³³ SJVAPCD. 2015 Plan for the 1997 PM_{2.5} Standard. Appendix C Best Available Control Measures and Most Stringent Measures (2015, April 16). Retrieved from http://www.valleyair.org/Air_Quality_Plans/PM25Plans2015.htm

³⁴ SJVAPCD. Reasonably Available Control Technology Demonstration for Ozone State Implementation Plans. (2009, April 16). Retrieved from: http://www.valleyair.org/Air_Quality_Plans/docs/RACTSIP-2009.pdf

³⁵ SJVAPCD. 2013 Plan for the Revoked 1-Hour Ozone Standard. (2013, September 19). Retrieved from: http://www.valleyair.org/Air_Quality_Plans/OzoneOneHourPlan2013/AdoptedPlan.pdf

³⁶ EPA. Clean Air Plans; 1-Hour and 1997 8-Hour Ozone Nonattainment Area Requirements; San Joaquin Valley, California; final rule. 81 Fed. Reg. 65, pp. 19492 – 19495. (2016, April 5) (to be codified at 40 CFR Part 52).

C.23 RULE 4566 ORGANIC MATERIAL COMPOSTING OPERATIONS

C.23.1.1.1 Emissions Inventory (Summer Average – Tons per day)

	2012	2015	2018	2021	2024	2027	2029	2030	2031
NOx	n/a	n/a	n/a	n/a	n/a	n/a	n/a	n/a	n/a
VOC	n/a	n/a	n/a	n/a	n/a	n/a	n/a	n/a	n/a

The emissions from this source category are included in the emission inventory table for Rule 4565 (Biosolids, Animal Manure, and Poultry Litter Operations).

C.23.2 District Rule 4566 Description

District Rule 4566, was adopted on August 18, 2011, to limit VOC emissions from composting facilities whose feedstock consists of greenwaste and/or foodwaste. District Rule 4566 applies to operations that stockpile and compost greenwaste and foodwaste.

C.23.3 How does District Rule 4566 compare with federal rules and regulations?

C.23.3.1 EPA – Control Technique Guidelines (CTG)

EPA CTG requirements are not applicable to this source category.

C.23.3.2 EPA – Alternative Control Technology (ACT)

EPA ACT requirements are not applicable to this source category.

C.23.3.3 Standards of Performance for New Stationary Sources (NSPS)

EPA NSPS requirements are not applicable to this source category.

C.23.3.4 National Emission Standards for Hazardous Air Pollutants (NESHAPs) and Maximum Achievable Control Technologies (MACTs)

EPA NESHAP and MACT requirements are not applicable to this source category.

C.23.4 How does District Rule 4566 compare with California State regulations?

There are no state regulations applicable to this source category.

C.23.5 How does District Rule 4566 compare to regulations from other air districts?

C.23.5.1 Bay Area AQMD

There are no analogous rules for this source category.

C.23.5.2 Sacramento Metro AQMD

There are no analogous rules for this source category.

C.23.5.3 South Coast AQMD

C.23.5.3.1 Rule 1133.3 (Greenwaste Composting)

Rule 1133.3 was adopted on July 8, 2011, and has not been amended. The purpose of this rule is to reduce fugitive emissions of VOC and ammonia from greenwaste and foodwaste composting operations. During the development of the District's 2015 PM_{2.5} Plan³⁷ the District conducted an extensive analysis comparing the requirements of Rule 4566 to Rule 1133.3. The District determined that overall; Rule 4566 is more stringent than Rule 1133.3. This determination is further supported by the District's 2009 RACT SIP demonstration report³⁸ and the District's 2013 Plan for the Revoked 1-hour Ozone Standard,³⁹ as approved by EPA.⁴⁰

C.23.5.4 Ventura County APCD

There are no analogous rules for this source category.

C.23.6 Potential Emission Reduction Opportunities

In its 2015 PM_{2.5} Plan the District evaluated this source category to determine if there are any feasible emission reduction opportunities. Through this extensive effort the District found that Rule 4566 currently has in place the most stringent measures feasible to implement in the Valley.⁴¹ The District re-evaluated the aforementioned options and has determined that no additional feasible opportunities have been developed in the last 12 months since the adoption of the 2015 PM_{2.5} Plan. Therefore, there are no additional emission reduction opportunities at this time.

C.23.7 Evaluation Findings

Rule 4566 currently has in place the most stringent measures feasible to implement in the Valley and therefore meets or exceeds federal RACT requirements for this source category. As the District continues to develop future attainment plans to address increasingly stringent federal air quality standards, this source category will be re-evaluated for additional potential opportunities to reduce emissions.

³⁷ SJVUAPCD. 2015 Plan for the 1997 PM_{2.5} Standard. Appendix C Best Available Control Measures and Most Stringent Measures (2015, April 16). Retrieved from http://www.valleyair.org/Air_Quality_Plans/PM25Plans2015.htm

³⁸ SJVAPCD. Reasonably Available Control Technology Demonstration for Ozone State Implementation Plans. (2009, April 16). Retrieved from: http://www.valleyair.org/Air_Quality_Plans/docs/RACTSIP-2009.pdf

³⁹ SJVAPCD. 2013 Plan for the Revoked 1-Hour Ozone Standard. (2013, September 19). Retrieved from: http://www.valleyair.org/Air_Quality_Plans/OzoneOneHourPlan2013/AdoptedPlan.pdf

⁴⁰ EPA. Clean Air Plans; 1-Hour and 1997 8-Hour Ozone Nonattainment Area Requirements; San Joaquin Valley, California; final rule. 81 Fed. Reg. 65, pp. 19492 – 19495. (2016, April 5) (to be codified at 40 CFR Part 52).

⁴¹ SJVUAPCD. 2015 Plan for the 1997 PM_{2.5} Standard. Appendix C Best Available Control Measures and Most Stringent Measures (2015, April 16). Retrieved from http://www.valleyair.org/Air_Quality_Plans/PM25Plans2015.htm

C.24 RULE 4570 CONFINED ANIMAL FACILITIES

C.24.1 Emissions Inventory (Summer Average – Tons per day)

	2012	2015	2018	2021	2024	2027	2029	2030	2031
NOx	0.00	0.00	0.00	0.00	0.00	0.00	0.00	0.00	0.00
VOC	95.90	95.90	95.90	95.90	95.90	95.90	95.90	95.90	95.90

C.24.2 District Rule 4570 Description

District Rule 4570, was originally adopted on June 15, 2006 and was most recently amended on October 21, 2010. The purpose of this rule is to limit emissions of VOCs from Confined Animal Facilities (CAFs). District Rule 4570 applies to facilities where animals are corralled, penned, or otherwise caused to remain in restricted areas and primarily fed by a means other than grazing for at least 45 days in any twelve-month period. In addition to limiting VOC emissions, District Rule 4570 also includes measures that limit ammonia (NH₃) emissions from these operations; the required measures have reduced ammonia emissions by over 100 tpd⁴² (this reduction is reflected in the emissions inventory data above). The analysis below focuses on how District Rule 4570 limits NH₃ emissions in comparison to other rules and regulations.

A. Types of Confined Animal Facilities

Confined Animal Facilities are used for the raising of animals including, but not limited to, cattle, calves, chickens, ducks, goats, horses, sheep, swine, rabbits, and turkeys, which are corralled, penned, or otherwise caused to remain in restricted areas for commercial agricultural purposes and fed by a means other than grazing. (CH&SC §39011.5 (a)(1)). The major categories of Confined Animal Facilities are listed below.

- Dairy Operations - Dairy operations are those operations producing milk or animals for facilities that produce milk.
- Poultry Operations - Poultry facilities operate either as layer ranches for egg production or as broiler ranches where birds are grown for the fresh meat market.
- Beef Cattle Feeding Operations – Beef cattle facilities are facilities that raise beef cattle (heifers and steers) for their meat.
- Swine Operations – These operations raise pigs for their meat. The production cycle for hogs has three (3) phases: farrowing (giving birth), nursing, and finishing.

⁴² Appendix F of the Staff Report for the June 2009 re-adoption of Rule 4570, starting on the 329th page of the pdf available here http://www.valleyair.org/Board_meetings/GB/agenda_minutes/Agenda/2009/June/Agenda%20Item_10_June_18_2009.pdf

B. Rule 4570 Applicability Thresholds

The thresholds for a facility to be classified as a large CAF in the Valley and the thresholds for a facility to be subject to District Rule 4570 are shown in the following table. The large CAF thresholds are based on the definition of a large CAF adopted by ARB as required by California Senate Bill (SB) 700. District Rule 4570 applies to confined animal facilities that have the capacity to house a number of animals equal to or exceeding the Rule 4570 regulatory thresholds, which are lower than the large CAF thresholds for certain facilities.

Table C-4 Rule 4570 Thresholds for Regulation

Livestock Category	SJVAPCD Large CAF Thresholds	Rule 4570 Regulatory Thresholds
Dairy	1,000 milking cows	500 milking cows
Beef Feedlots	3,500 beef cattle	3,500 beef cattle
Other Cattle Facility	7,500 calves, heifers, or other cattle	7,500 calves, heifers, or other cattle
Poultry Facilities		
Chicken	650,000 head	400,000 head
Duck	650,000 head	400,000 head
Turkey	100,000 head	100,000 head
Swine Facility	3,000 head	3,000 head
Horses Facility	3,000 head	3,000 head
Sheep and Goat Facilities	15,000 head of sheep, goats, or any combination of the two	15,000 head of sheep, goats, or any combination of the two
Any livestock facility not listed above	30,000 head	30,000 head

C. Emission Control Requirements of District Rule 4570

District Rule 4570 requires multiple mitigation measures from the following CAF categories: Dairy, Beef Feedlots, Other Cattle Facilities, Swine Facilities, Poultry facilities, and various other smaller operations. Each of these facilities consists of multiple sources of emissions within the facility. Since these facilities generally cover a large area and have different processes, a single mitigation measure or technology is generally not sufficient to control overall emissions from the facility. Mitigation measures required by Rule 4570 have been tailored for each source of emissions, thereby ensuring that the overall emissions from a facility are reduced. The current methodology in Rule 4570 allows for the greatest overall control from the entire facility.

District Rule 4570 recognized the following five emission sources for all of the CAFs: Feed, Housing, Solid Waste, Liquid Waste, and Land Application of Manure. Rule 4570 requires each CAF to implement a certain number of mitigation measures for each of these sources. District Rule 4570 also distinguishes between the different types of housing configurations (freestall vs open corrals) for cattle and, as such, requires specific mitigation measures for each type of housing. By requiring mitigation

measure(s) for each source of emissions at a facility, District Rule 4570 ensures that reductions are achieved throughout the facility.

C.24.3 How does District Rule 4570 compare with federal rules and regulations?

C.24.3.1 EPA – Control Technique Guidelines (CTG)

EPA CTG requirements are not applicable to this source category.

C.24.3.2 EPA – Alternative Control Technology (ACT)

EPA ACT requirements are not applicable to this source category.

C.24.3.3 Standards of Performance for New Stationary Sources (NSPS)

EPA NSPS requirements are not applicable to this source category.

C.24.3.4 National Emission Standards for Hazardous Air Pollutants (NESHAPs) and Maximum Achievable Control Technologies (MACTs)

EPA NESHAP and MACT requirements are not applicable to this source category.

C.24.4 How does District Rule 4570 compare with California State regulations?

There are no state regulations applicable to this source category.

C.24.5 How does District Rule 4570 compare to regulations from other air districts?

As the largest agricultural area in California, the District took the lead in devising a list of mitigation measures for the various emission sources during the initial development of District Rule 4570. This list of mitigation measures was essentially utilized, almost identically, by all air districts in their rules. However, during the last amendments to District Rule 4570, all of the mitigation measures were reevaluated in light of the latest available science. In comparison to the previous version of the rule, the current rule has lower threshold limits to bring in additional CAFs, requires additional mitigation measures, clarifies previous mitigation measures, and adds additional monitoring, testing, and recordkeeping to improve enforceability.

C.24.5.1 Bay Area AQMD

C.24.5.1.1 Regulation 2 Rule 10 (Large Confined Animal Facilities)

The requirements in Rule 4570 are as stringent as or more stringent than those in Rule 2-10.

C.24.5.2 Sacramento Metro AQMD

C.24.5.2.1 SMAQMD Rule 496 (Large Confined Animal Facilities)

The requirements in Rule 4570 are as stringent as or more stringent than those in Rule 496.

C.24.5.3 South Coast AQMD

C.24.5.3.1 Rule 223 (Emission Reduction Permits for Large Confined Animal Facilities)

The requirements in Rule 4570 are as stringent as or more stringent than those in Rule 223. In fact, the SCAQMD recently identified District Rule 4570 as the most stringent rule for this source category.⁴³

C.24.5.3.2 Rule 1127 (Emission Reductions from Livestock Waste)

The requirements in Rule 4570 are as stringent as or more stringent than those in Rule 1127.

C.24.5.4 Ventura County APCD

VCAPCD Rule 23 (Exemptions from Permit)

The requirements in Rule 4570 are as stringent as or more stringent than those in Rule 23.

C.24.5.5 Other Air Quality Control Agencies

C.24.5.5.1 Imperial County Air Quality Management District (ICAPCD) Rule 217 (Large Confined Animal Facilities Permits Required) and ICAPCD Policy Number 38 (Recommended Mitigation Measures for Large Confined Animal Facilities)

The requirements in Rule 4570 are as stringent as or more stringent than those in Rule 217 and ICAPCD Policy Number 38.

C.24.5.5.2 Butte County Air Pollution Control District (BCAQMD) Rule 450 (Large Confined Animal Facilities)

⁴³ South Coast Air Quality Management District (June 6, 2014). Reasonably Available Control Technology Demonstration. <http://www.aqmd.gov/docs/default-source/Agendas/Governing-Board/2014/2014-jun6-031.pdf?sfvrsn=2>

The requirements in Rule 4570 are as stringent as or more stringent than those in Rule 450.

C.24.5.5.3 Yakima Regional Clean Air Agency

The Yakima Regional Clean Air Agency adopted recommended practices for dairy operations on March 8, 2012 in their document *Air Quality Management Policy and Best Management Practices for Dairy Operations*. The policy requires preparation of an annual Air Quality Management Plan and implementation of Best Management Practices to reduce emissions from dairy operations; however, the requirements of District Rule 4570 are more stringent and specific.

C.24.6 Potential Emission Reduction Opportunities

In its *2015 PM_{2.5} Plan* the District evaluated this source category to determine if there are any feasible emission reduction opportunities. This extensive effort included the evaluation of this rule compared to analogous rules, policies, and procedures in other air districts, and identified potential emission reduction opportunities. The District found that Rule 4570 currently has in place the most stringent measures feasible to implement in the Valley.⁴⁴ This determination is further supported by the District's 2009 RACT SIP demonstration report⁴⁵ and the District's 2013 Plan for the Revoked 1-hour Ozone Standard,⁴⁶ as approved by EPA.⁴⁷ The District re-evaluated the aforementioned options and has determined that no additional feasible opportunities have been developed in the last 12 months since the adoption of the *2015 PM_{2.5} Plan*. Therefore, there are no additional emission reduction opportunities at this time.

C.24.7 Evaluation Findings

Rule 4570 currently has in place the most stringent measures feasible to implement in the Valley and therefore meets or exceeds federal RACT requirements for this source category. As the District continues to develop future attainment plans to address increasingly stringent federal air quality standards, this source category will be re-evaluated for additional potential opportunities to reduce emissions.

⁴⁴ SJVAPCD. *2015 Plan for the 1997 PM_{2.5} Standard*. Appendix C Best Available Control Measures and Most Stringent Measures (2015, April 16). Retrieved from http://www.valleyair.org/Air_Quality_Plans/PM25Plans2015.htm

⁴⁵ SJVAPCD. *Reasonably Available Control Technology Demonstration for Ozone State Implementation Plans*. (2009, April 16). Retrieved from: http://www.valleyair.org/Air_Quality_Plans/docs/RACTSIP-2009.pdf

⁴⁶ SJVAPCD. *2013 Plan for the Revoked 1-Hour Ozone Standard*. (2013, September 19). Retrieved from: http://www.valleyair.org/Air_Quality_Plans/OzoneOneHourPlan2013/AdoptedPlan.pdf

⁴⁷ EPA. *Clean Air Plans; 1-Hour and 1997 8-Hour Ozone Nonattainment Area Requirements; San Joaquin Valley, California*; final rule. 81 Fed. Reg. 65, pp. 19492 – 19495. (2016, April 5) (to be codified at 40 CFR Part 52).

C.25 RULE 4601 ARCHITECTURAL COATINGS

C.25.1.1.1 Emissions Inventory (Summer Average – Tons per day)

	2012	2015	2018	2021	2024	2027	2029	2030	2031
NOx	0.00	0.00	0.00	0.00	0.00	0.00	0.00	0.00	0.00
VOC	8.24	8.37	8.72	9.11	9.57	9.99	10.27	10.47	10.60

C.25.2 District Rule 4601 Description

District Rule 4601 was adopted on April 11, 1991 and has been subsequently amended five times. This rule reduces VOC emissions from sources subject to this rule by establishing VOC content limits for architectural coatings. Rule 4601 is applicable to any person who supplies, sells, offers for sale, applies, or solicits the application of any architectural coating, or who manufactures, blends, or repackages any architectural coating for use within the District. The purpose of this rule is to limit VOC emissions from these sources.

C.25.3 How does District Rule 4601 compare with federal rules and regulations?

C.25.3.1 EPA – Control Technique Guidelines (CTG)

EPA CTG requirements are not applicable to this source category.

C.25.3.2 EPA – Alternative Control Technology (ACT)

EPA ACT requirements are not applicable to this source category.

C.25.3.3 Standards of Performance for New Stationary Sources (NSPS)

EPA NSPS requirements are not applicable to this source category.

C.25.3.4 National Emission Standards for Hazardous Air Pollutants (NESHAPs) and Maximum Achievable Control Technologies (MACTs)

EPA NESHAP and MACT requirements are not applicable to this source category.

C.25.4 How does District Rule 4601 compare with California State regulations?

Rule 4601 is at least as stringent as the applicable ARB Suggested Control Measure (SCM) for Architectural Coatings, promulgated in September 2007. ARB's adoption of the SCM established consistent VOC content standards for architectural coatings used in California based on multiple years of public processes, which included exhaustive research and collaborative efforts between ARB and coating manufacturers.

C.25.5 How does District Rule 4601 compare to regulations from other air districts?

C.25.5.1 Bay Area AQMD

C.25.5.1.1 Regulation 8 Rule 3 (Architectural Coatings)

The requirements in Rule 4601 are as stringent as or more stringent than those in Rule 8-3.

C.25.5.2 Sacramento Metro AQMD

C.25.5.2.1 Rule 442 (Architectural Coatings)

The requirements in Rule 4601 are as stringent as or more stringent than those in Rule 442.

C.25.5.3 South Coast AQMD

C.25.5.3.1 Rule 1113 (Architectural Coatings)

The requirements in Rule 4601 are as stringent as or more stringent than those in Rule 1113. While there are some limits within the rule that go beyond RACT, the District is implementing the most stringent limits feasible given the Valley's unique characteristics. This determination is further supported by the District's 2009 RACT SIP demonstration report⁴⁸ and the District's 2013 Plan for the Revoked 1-hour Ozone Standard,⁴⁹ as approved by EPA.⁵⁰

C.25.5.4 Ventura County APCD

C.25.5.4.1 Rule 74.2 (Architectural Coatings)

The requirements in Rule 4601 are as stringent as or more stringent than those in Rule 74.2.

C.25.6 Potential Emission Reduction Opportunities

No additional emission reduction opportunities have been identified at this time.

C.25.7 Evaluation Findings

According to the federal CAA §182(b)(2) and (f) this source category is not subject to federal RACT requirements because this source category has no sources subject to EPA CTGs and these sources are not "major sources" of VOCs and NOx, as confirmed by EPA in the Technical Support Document (TSD) for the partial approval of the

⁴⁸ SJVAPCD. *Reasonably Available Control Technology Demonstration for Ozone State Implementation Plans*. (2009, April 16). Retrieved from: http://www.valleyair.org/Air_Quality_Plans/docs/RACTSIP-2009.pdf

⁴⁹ SJVAPCD. *2013 Plan for the Revoked 1-Hour Ozone Standard*. (2013, September 19). Retrieved from: http://www.valleyair.org/Air_Quality_Plans/OzoneOneHourPlan2013/AdoptedPlan.pdf

⁵⁰ EPA. *Clean Air Plans; 1-Hour and 1997 8-Hour Ozone Nonattainment Area Requirements; San Joaquin Valley, California*; final rule. 81 Fed. Reg. 65, pp. 19492 – 19495. (2016, April 5) (to be codified at 40 CFR Part 52).

Districts 2009 RACT SIP.⁵¹ However, pursuant to the District's No Stone Left Unturned philosophy, Rule 4601 was evaluated as a part of this plan development effort.

Rule 4601 currently has in place the most stringent measures feasible to implement in the Valley. As the District continues to develop future attainment plans to address increasingly stringent federal air quality standards, this source category will be re-evaluated for additional potential opportunities to reduce emissions.

⁵¹ U.S. EPA. Region IX Air Division. Technical Support Document for EPA's Notice of Proposed Rulemaking for the California State Implementation Plan. Prepared by Stanley Tong. (2011, August 29). <https://www.regulations.gov/#!documentDetail;D=EPA-R09-OAR-2011-0723-0006>

C.26 RULE 4602 MOTOR VEHICLE ASSEMBLY COATINGS

C.26.1 Emissions Inventory (Summer Average – Tons per day)

	2012	2015	2018	2021	2024	2027	2029	2030	2031
NOx	0.00	0.00	0.00	0.00	0.00	0.00	0.00	0.00	0.00
VOC	0.00	0.00	0.00	0.00	0.00	0.00	0.00	0.00	0.00

The emissions inventory for this source category is 0.00 tpd because there are no facilities operating in the Valley.

C.26.2 District Rule 4602 Description

This rule is applicable to any person who applies VOC-containing coatings to new automobiles, light-duty trucks, heavier vehicles, and other parts coated along with these bodies or body parts during the assembly process and associated solvent cleaning activities. The purpose of this rule is to limit VOC emissions from motor vehicle assembly coating operations.

There are currently no motor vehicle assembly operations in the Valley. Any such facilities beginning operation in the Valley in the future would be required to meet District BACT requirements, per District Rules 2201 (New and Modified Stationary Source Review Rule), which by definition are equal to or more stringent than RACT, and 4001 (New Source Performance Standards).

C.26.3 How does District Rule 4602 compare with federal rules and regulations?

C.26.3.1 EPA – Control Technique Guidelines (CTG)

C.26.3.1.1 CTG - EPA 453/R-08-006 Control Techniques Guidelines for Automobile and Light-Duty Truck Assembly Coatings

Rule 4602 implements EPA CTG requirements and therefore is as stringent as the applicable CTG requirements.

C.26.3.2 EPA – Alternative Control Technology (ACT)

EPA ACT requirements are not applicable to this source category.

C.26.3.3 Standards of Performance for New Stationary Sources (NSPS)

EPA NSPS requirements are not applicable to this source category.

C.26.3.4 National Emission Standards for Hazardous Air Pollutants (NESHAPs) and Maximum Achievable Control Technologies (MACTs)

EPA NESHAP and MACT requirements are not applicable to this source category.

C.26.4 How does District Rule 4602 compare with California State regulations?

There are no state regulations applicable to this source category.

C.26.5 How does District Rule 4602 compare to regulations from other air districts?**C.26.5.1 Bay Area AQMD**

Bay Area AQMD has no analogous rules for this source category.

C.26.5.2 Sacramento Metro AQMD

Sacramento Metro AQMD has no analogous rules for this source category.

C.26.5.3 South Coast AQMD

South Coast AQMD has no analogous rules for this source category.

C.26.5.4 Ventura County APCD

Ventura County APCD has no analogous rules for this source category.

C.26.6 Potential Emission Reduction Opportunities

There are no motor vehicle assembly operations in the Valley; there are no emissions or emission reduction opportunities for this source category.

C.26.7 Evaluation Findings

There are no motor vehicle assembly operations in the Valley; there are no emissions or emission reduction opportunities for this source category.

C.27 RULE 4603 SURFACE COATING OF METAL PARTS AND PRODUCTS, PLASTIC PARTS AND PRODUCTS, AND PLEASURE CRAFTS

C.27.1 Emissions Inventory (Summer Average – Tons per day)

	2012	2015	2018	2021	2024	2027	2029	2030	2031
NOx	0.00	0.00	0.00	0.00	0.00	0.00	0.00	0.00	0.00
VOC	1.00	1.10	1.17	1.25	1.32	1.38	1.42	1.44	1.44

C.27.2 District Rule 4603 Description

The provisions of this rule apply to the surface coating of metal parts or products, large appliances' parts or products, metal furniture, plastic parts and products, and pleasure crafts, and to the organic solvent cleaning and storage and disposal of all solvents and waste solvent materials associated with such coatings. The purpose of this rule is to limit VOC emissions from these coatings.

C.27.3 How does District Rule 4603 compare with federal rules and regulations?

Rule 4603 is at least as stringent as the applicable federal CTG, ACT, NSPS, MACT, and NESHAP since the requirements have not been strengthened for these regulations since the Rule 4603 RACT approval.

C.27.3.1 EPA – Control Technique Guidelines (CTG)

C.27.3.1.1 CTG – EPA-453/R-07-004 (Control Techniques Guidelines for Large Appliance Coatings)

The requirements of Rule 4603 are more stringent than the requirements in the CTG.

C.27.3.1.2 CTG – EPA-453/R-07-005 (Control Techniques Guidelines for Metal Furniture Coatings)

The requirements of Rule 4603 are more stringent than the requirements in the CTG.

C.27.3.1.3 CTG – EPA-450/2-78-015 (Control of Volatile Organic Emissions from Existing Stationary Sources – Volume VI: Surface Coating of Miscellaneous Metal Parts and Products)

The requirements of Rule 4603 are more stringent than the requirements in the CTG.

C.27.3.1.4 CTG – EPA-453/R-08-003 (Control Techniques Guidelines for Miscellaneous Metal and Plastic Parts Coatings)

The requirements of Rule 4603 are more stringent than the requirements in the CTG.

C.27.3.2 EPA – Alternative Control Technology (ACT)**C.27.3.2.1 ACT – EPA-453/R-94-015 (Alternative Control Techniques Document – Industrial Cleaning Solvents)**

The requirements of Rule 4603 are more stringent than the requirements in the ACT.

C.27.3.3 Standards of Performance for New Stationary Sources (NSPS)**C.27.3.3.1 NSPS – 40 CFR 60 Subpart EE (Surface Coating of Metal Furniture)**

The requirements of Rule 4603 are more stringent than the requirements in the NSPS.

C.27.3.3.2 NSPS – 40 CFR 60 Subpart SS (Industrial Surface Coating of Large Appliances)

The requirements of Rule 4603 are more stringent than the requirements in the NSPS.

C.27.3.4 National Emission Standards for Hazardous Air Pollutants (NESHAPs) and Maximum Achievable Control Technologies (MACTs)**C.27.3.4.1 NESHAP/MACT – 40 CFR Part 63 Subpart Mmmm (NESHAP for Surface Coating of Miscellaneous Metal Parts and Products).**

The requirements of Rule 4603 are more stringent than the requirements in the NESHAP.

C.27.3.4.2 NESHAP/MACT – 40 CFR Part 63 Subpart NNNN (NESHAP for Surface Coating of Large Appliances)

The requirements of Rule 4603 are more stringent than the requirements in the NESHAP.

C.27.3.4.3 NESHAP/MACT – 40 CFR Part 63 Subpart RRRR (NESHAP for Surface Coating of Metal Furniture)

The requirements of Rule 4603 are more stringent than the requirements in the NESHAP.

C.27.4 How does District Rule 4603 compare with California State regulations?

There are no state regulations applicable to this source category.

C.27.5 How does District Rule 4603 compare to regulations from other air districts?**C.27.5.1 Bay Area AQMD**

C.27.5.1.1 Regulation 8 Rule 14 (Surface Coating of Large Appliances and Metal Furniture)

The requirements in Rule 4603 are as stringent as or more stringent than those in Rule 8-14

C.27.5.1.2 Regulation 8 Rule 19 (Surface Coating of Miscellaneous Parts and Products)

The requirements in Rule 4603 are as stringent as or more stringent than those in Rule 8-19.

C.27.5.2 Sacramento Metro AQMD**C.27.5.2.1 SMAQMD Rule 451 (Surface Coating of Miscellaneous Metal Parts and Products)**

SMAQMD Rule 451 was amended in 2010, but the rule requirements are not more stringent than the requirements in Rule 4603.

C.27.5.3 South Coast AQMD**C.27.5.3.1 SCAQMD Rule 1106.1 (Pleasure Craft Coating Operations)**

The requirements in Rule 4603 are as stringent as or more stringent than those in Rule 1106.1.

C.27.5.3.2 SCAQMD Rule 1107 (Coating of Metal Parts and Products)

The requirements in Rule 4603 are as stringent as or more stringent than those in Rule 1107.

C.27.5.4 Ventura County APCD**C.27.5.4.1 Rule 74.12 (Surface Coatings of Metal Parts and Products)**

The requirements in Rule 4603 are as stringent as or more stringent than those in Rule 74.12.

C.27.6 Potential Emission Reduction Opportunities

No additional emission reduction opportunities have been identified at this time.

C.27.7 Evaluation Findings

Rule 4603 currently has in place the most stringent measures feasible to implement in the Valley and therefore meets or exceeds federal RACT requirements for this source category.

C.28 RULE 4604 CAN AND COIL COATING OPERATIONS

C.28.1 Emissions Inventory (Summer Average – Tons per day)

	2012	2015	2018	2021	2024	2027	2029	2030	2031
NOx	0.00	0.00	0.00	0.00	0.00	0.00	0.00	0.00	0.00
VOC	0.31	0.33	0.35	0.37	0.39	0.40	0.42	0.43	0.43

C.28.2 District Rule 4604 Description

This rule applies to can and coil coating operations and to organic solvent cleaning, storage, and disposal associated with can and coil coating operations. The purpose of this rule is to limit VOC emissions from these operations.

C.28.3 How does District Rule 4604 compare with federal rules and regulations?

C.28.3.1 EPA – Control Technique Guidelines (CTG)

C.28.3.1.1 CTG–EPA-450/2-77-022 (Control of Volatile Organic Emissions from Existing Stationary Sources – Volume II: Surface Coating of Cans, Coils, Paper, Fabrics, Automobiles, and Light-Duty Trucks)

The requirements of Rule 4604 are more stringent than the requirements in the CTG.

C.28.3.2 EPA – Alternative Control Technology (ACT)

EPA ACT requirements are not applicable to this source category.

C.28.3.3 Standards of Performance for New Stationary Sources (NSPS)

C.28.3.3.1 NSPS – 40 CFR 60 Subpart TT (Standards of Performance for Metal Coil Surface Coating)

The requirements of Rule 4604 are more stringent than the requirements in the NSPS.

C.28.3.4 National Emission Standards for Hazardous Air Pollutants (NESHAPs) and Maximum Achievable Control Technologies (MACTs)

C.28.3.4.1 NESHAP/MACT – 40 CFR 63 Subpart KKK (National Emission Standards for HAPs: Surface Coating of Metal Cans)

The requirements of Rule 4604 are more stringent than the requirements in the NESHAP/MACT.

C.28.3.4.2 NESHAP/MACT – 40 CFR 63 Subpart SSSS (National Emission Standards for HAPs: Surface Coating of Metal Coil)

The requirements of Rule 4604 are more stringent than the requirements in the NESHAP.

C.28.4 How does District Rule 4604 compare with California State regulations?

There are no state regulations applicable to this source category.

C.28.5 How does District Rule 4604 compare to regulations from other air districts?**C.28.5.1 Bay Area AQMD****C.28.5.1.1 Regulation 8 Rule 11 (Metal Container, Closure and Coil Coating)**

The requirements in Rule 4604 are as stringent as or more stringent than those in Rule 8-11.

C.28.5.2 Sacramento Metro AQMD**C.28.5.2.1 Rule 452 (Can Coating)**

The requirements in Rule 4604 are as stringent as or more stringent than those in Rule 452.

C.28.5.3 South Coast AQMD**C.28.5.3.1 Rule 1125 (Metal Container, Closure, and Coil Coating Operations)**

The requirements in Rule 4604 are as stringent as or more stringent than those in Rule 1125.

C.28.5.4 Ventura County APCD

There are no analogous rules for this source category.

C.28.6 Potential Emission Reduction Opportunities

There are BACT guidelines that are more stringent than what is required in Rule 4604. However, these requirements are beyond RACT and not technologically feasible or cost effective for all sources applicable to Rule 4604. This determination is further supported by the District's 2013 Plan for the Revoked 1-hour Ozone Standard, as approved by EPA.⁵²

⁵² EPA. *Clean Air Plans; 1-Hour and 1997 8-Hour Ozone Nonattainment Area Requirements; San Joaquin Valley, California*; final rule. 81 Fed. Reg. 65, pp. 19492 – 19495. (2016, April 5) (to be codified at 40 CFR Part 52).

C.28.7 Evaluation Findings

Rule 4604 currently has in place the most stringent measures feasible to implement in the Valley and therefore meets or exceeds federal RACT requirements for this source category. As the District continues to develop future attainment plans to address increasingly stringent federal air quality standards, this source category will be re-evaluated for additional potential opportunities to reduce emissions.

C.29 RULE 4605 AEROSPACE ASSEMBLY AND COMPONENT COATING OPERATIONS

C.29.1 Emissions Inventory (Summer Average – Tons per day)

	2012	2015	2018	2021	2024	2027	2029	2030	2031
NOx	0.00	0.00	0.00	0.00	0.00	0.00	0.00	0.00	0.00
VOC	0.01	0.01	0.01	0.01	0.01	0.01	0.01	0.01	0.01

C.29.2 District Rule 4605 Description

This rule applies to the manufacturing, assembling, coating, masking, bonding, paint stripping, surface cleaning, service, and maintenance of aerospace components; the cleanup of equipment; and the storage and disposal of solvents and waste solvent materials associated with these operations. The purpose of this rule is to limit the emissions of VOCs from these sources.

C.29.3 How does District Rule 4605 compare with federal rules and regulations?

C.29.3.1 EPA – Control Technique Guidelines (CTG)

C.29.3.1.1 CTG – EPA-453/R-97-004 (Control of Volatile Organic Compound Emissions from Coating Operations at Aerospace Manufacturing and Rework Operations)

The requirements of Rule 4605 are more stringent than the requirements in the CTG.

C.29.3.1.2 CTG – EPA-450/2-77-022 (Control of Volatile Organic Emissions from Solvent Metal Cleaning)

The requirements of Rule 4605 are as stringent as or more stringent than the requirements in the CTG.

C.29.3.2 EPA – Alternative Control Technology (ACT)

EPA ACT requirements are not applicable to this source category.

C.29.3.3 Standards of Performance for New Stationary Sources (NSPS)

EPA NSPS requirements are not applicable to this source category.

C.29.3.4 National Emission Standards for Hazardous Air Pollutants (NESHAPs) and Maximum Achievable Control Technologies (MACTs)**C.29.3.4.1 NESHAP/MACT – 40 CFR 63 Subpart GG (National Emission Standards for HAPs: Aerospace Manufacturing and Rework Facilities)**

The requirements of Rule 4605 are more stringent than the requirements in the NESHAP/MACT.

C.29.4 How does District Rule 4605 compare with California State regulations?

There are no state regulations applicable to this source category.

C.29.5 How does District Rule 4605 compare to regulations from other air districts?**C.29.5.1 Bay Area AQMD****C.29.5.1.1 Regulation 8 Rule 29 (Aerospace Assembly and Component Coating Operations)**

The requirements in Rule 4605 are as stringent as or more stringent than those in Rule 8-29.

C.29.5.2 Sacramento Metro AQMD**C.29.5.2.1 SMAQMD Rule 456 (Aerospace Coating Operations)**

The requirements in Rule 4605 are as stringent as or more stringent than those in Rule 456.

C.29.5.3 South Coast AQMD**C.29.5.3.1 Rule 1124 (Aerospace Assembly and Component Manufacturing Operations)**

The requirements in Rule 4605 are as stringent as or more stringent than those in Rule 1124.

C.29.5.4 Ventura County APCD**C.29.5.4.1 Rule 74.13 (Aerospace Assembly and Component Manufacturing Operations)**

The requirements in Rule 4605 are more stringent than those in Rule 74.13.

C.29.6 Potential Emission Reduction Opportunities

No additional emission reduction opportunities have been identified at this time.

C.29.7 Evaluation Findings

Rule 4605 currently has in place the most stringent measures feasible to implement in the Valley and therefore meets or exceeds federal RACT requirements for this source category. As the District continues to develop future attainment plans to address increasingly stringent federal air quality standards, this source category will be re-evaluated for additional potential opportunities to reduce emissions.

C.30 RULE 4606 WOOD PRODUCTS AND FLAT WOOD PANELING PRODUCTS COATING OPERATIONS

C.30.1 Emissions Inventory (Summer Average – Tons per day)

	2012	2015	2018	2021	2024	2027	2029	2030	2031
NOx	0.00	0.00	0.00	0.00	0.00	0.00	0.00	0.00	0.00
VOC	1.47	1.60	1.73	1.80	1.91	1.98	2.07	2.10	2.10

C.30.2 District Rule 4606 Description

This rule applies to the application of coatings to wood products, including furniture, cabinets, flat wood paneling, and custom replica furniture. The rule also applies to organic solvent cleaning, and to the storage and disposal of all solvents and waste solvent materials associated with such coating operations. The purpose of this rule is to limit the emissions of VOCs from these operations.

C.30.3 How does District Rule 4606 compare with federal rules and regulations?

C.30.3.1 EPA – Control Technique Guidelines (CTG)

C.30.3.1.1 CTG – EPA-453/R-96-007 (Control of Volatile Organic Compound Emissions from Wood Furniture Manufacturing Operations)

The requirements of Rule 4606 are as stringent as or more stringent than the requirements in the CTG.

C.30.3.1.2 CTG – EPA-453/R-06-004 (Control Techniques Guidelines for Flat Wood Paneling Coatings)

The requirements of Rule 4606 are as stringent as or more stringent than the requirements in the CTG.

C.30.3.2 EPA – Alternative Control Technology (ACT)

EPA ACT requirements are not applicable to this source category.

C.30.3.3 Standards of Performance for New Stationary Sources (NSPS)

EPA NSPS requirements are not applicable to this source category.

C.30.3.4 National Emission Standards for Hazardous Air Pollutants (NESHAPs) and Maximum Achievable Control Technologies (MACTs)

C.30.3.4.1 NESHAP/MACT – 40 CFR 63 Subpart JJ (National Emission Standards for Wood Furniture Manufacturing)

The requirements of Rule 4606 are more stringent than the requirements in the NESHAP.

C.30.4 How does District Rule 4606 compare with California State regulations?

There are no state regulations applicable to this source category.

C.30.5 How does District Rule 4606 compare to regulations from other air districts?

C.30.5.1 Bay Area AQMD

C.30.5.1.1 Regulation 8 Rule 32 (Wood Products Coatings)

Regulation 8 Rule 32 was amended in 2009 to include VOC limits that go beyond RACT for “Custom and Contract Furniture.” EPA’s partial approval of the 2009 RACT SIP, which includes Rule 4606, further demonstrates that the BAAQMD limits are beyond RACT.

C.30.5.2 Sacramento Metro AQMD

C.30.5.2.1 Rule 463 (Wood Product Coatings)

The requirements in Rule 4606 are as stringent as or more stringent than those in Rule 463.

C.30.5.3 South Coast AQMD

C.30.5.3.1 Rule 1136 (Wood Product Coatings)

The requirements in Rule 4606 are as stringent as or more stringent than those in Rule 1136.

C.30.5.3.2 Rule 1104 (Wood Flat Stock Coating Operations)

The requirements in Rule 4606 are as stringent as or more stringent than those in Rule 1104.

C.30.5.4 Ventura County APCD**C.30.5.4.1 Rule 74.30 (Wood Products Coatings)**

The requirements in Rule 4606 are as stringent as or more stringent than those in Rule 74.30.

C.30.6 Potential Emission Reduction Opportunities

No additional emission reduction opportunities have been identified at this time.

C.30.7 Evaluation Findings

Rule 4606 currently has in place the most stringent measures feasible to implement in the Valley and therefore meets or exceeds federal RACT requirements for this source category. As the District continues to develop future attainment plans to address increasingly stringent federal air quality standards, this source category will be re-evaluated for additional potential opportunities to reduce emissions.

C.31 RULE 4607 GRAPHIC ARTS AND PAPER FILM, FOIL, AND FABRIC COATINGS

C.31.1 Emissions Inventory (Summer Average – Tons per day)

	2012	2015	2018	2021	2024	2027	2029	2030	2031
NOx	0.00	0.00	0.00	0.00	0.00	0.00	0.00	0.00	0.00
VOC	5.18	5.48	5.76	6.05	6.33	6.66	6.87	6.98	6.98

C.31.2 District Rule 4607 Description

This rule is applicable to graphic arts printing operations; digital printing operations; paper, film, foil, or fabric coating operations; and the organic solvent cleaning materials and processes associated with such operations. The purpose of this rule is to limit VOC emissions from these operations.

C.31.3 How does District Rule 4607 compare with federal rules and regulations?

C.31.3.1 EPA – Control Technique Guidelines (CTG)

C.31.3.1.1 CTG – EPA-450/2-77-008 (Control of Volatile Organic Emissions from Existing Stationary Sources – Volume II: Surface Coating of Cans, Coils, Paper, Fabrics, Automobiles, and Light-Duty Trucks)

The requirements of Rule 4607 are as stringent as or more stringent than the requirements in the CTG.

C.31.3.1.2 CTG – EPA-450/2-78-033 (Control Techniques Guidelines for Control of VOCs from Existing Stationary Sources – Volume VIII: Graphic Arts- Rotogravure and Flexography)

The requirements of Rule 4607 are as stringent as or more stringent than the requirements in the CTG.

C.31.3.1.3 CTG – EPA-453/R-06-002 (Control Techniques Guidelines for Offset Lithographic Printing and Letterpress Printing)

The requirements of Rule 4607 are as stringent as or more stringent than the requirements in the CTG.

C.31.3.1.4 CTG – EPA-453/R-06-003 (Control Techniques Guidelines for Flexible Package Printing)

The requirements of Rule 4607 are as stringent as or more stringent than the requirements in the CTG.

C.31.3.1.5 CTG – EPA-453/R-07-003 (Control Techniques Guidelines for Paper, Film, and Foil Coatings)

The requirements of Rule 4607 are as stringent as or more stringent than the requirements in the CTG.

C.31.3.2 EPA – Alternative Control Technology (ACT)

EPA ACT requirements are not applicable to this source category.

C.31.3.3 Standards of Performance for New Stationary Sources (NSPS)**C.31.3.3.1 NSPS – 40 CFR 60 Subpart QQ (Standards of Performance for the Graphic Arts Industry: Publication Rotogravure Printing)**

The requirements of Rule 4607 are as stringent as or more stringent than the requirements in the NSPS.

C.31.3.3.2 NSPS – 40 CFR 60 Subpart RR- Standards of Performance for Pressure Sensitive Tape and Label Surface Coating Operations)

The requirements of Rule 4607 are as stringent as or more stringent than the requirements in the NSPS.

C.31.3.4 National Emission Standards for Hazardous Air Pollutants (NESHAPs) and Maximum Achievable Control Technologies (MACTs)**C.31.3.4.1 NESHAP/MACT – 40 CFR 63 Subpart KK (National Emission Standards for the Printing and Publishing Industry)**

The requirements of Rule 4607 are as stringent as or more stringent than the requirements in the NESHAP/MACT.

C.31.3.4.2 NESHAP/MACT – 40 CFR 63 Subpart JJJJ (National Emission Standards for Hazardous Air Pollutants: Paper and Other Web Coating)

The requirements of Rule 4607 are as stringent as or more stringent than the requirements in the NESHAP/MACT.

C.31.3.4.3 NESHAP/MACT – 40 CFR 63 Subpart OOOO (National Emission Standards for Hazardous Air Pollutants: Printing, Coating, and Dyeing of Fabrics and Other Textiles)

The requirements of Rule 4607 are as stringent as or more stringent than the requirements in the NESHAP/MACT.

C.31.4 How does District Rule 4607 compare with California State regulations?

There are no state regulations applicable to this source category.

C.31.5 How does District Rule 4607 compare to regulations from other air districts?

C.31.5.1 Bay Area AQMD

C.31.5.1.1 Regulation 8 Rule 4 (General Solvent and Surface Coating Operations)

The requirements in Rule 4607 are as stringent as or more stringent than those in Rule 8-4.

C.31.5.1.2 Regulation 8 Rule 12 (Paper, Fabric and Film Coating)

The requirements in Rule 4607 are as stringent as or more stringent than those in Rule 8-12.

C.31.5.1.3 Regulation 8 Rule 20 (Graphic Arts Printing and Coating Operations)

The requirements in Rule 4607 are as stringent as or more stringent than those in Rule 8-20.

C.31.5.2 Sacramento Metro AQMD

C.31.5.2.1 Rule 450 (Graphic Arts Operations)

The requirements in Rule 4607 are as stringent as or more stringent than those in Rule 450.

C.31.5.3 South Coast AQMD

C.31.5.3.1 Rule 1128 (Paper, Fabric, and Film Coating Operations)

The requirements in Rule 4607 are as stringent as or more stringent than those in Rule 1128.

C.31.5.3.2 Rule 1130 (Graphic Arts)

The requirements in Rule 4607 are as stringent as or more stringent than those in Rule 1130.

C.31.5.3.3 Rule 1130.1 (Screen Printing Operations)

The requirements in Rule 4607 are as stringent as or more stringent than those in Rule 1130.1.

C.31.5.3.4 Rule 1171 (Solvent Cleaning Operations)

The requirements in Rule 4607 are as stringent as or more stringent than those in Rule 1171.

C.31.5.4 Ventura County APCD**C.31.5.4.1 Rule 74.19 (Graphic Arts)**

The requirements in Rule 4607 are as stringent as or more stringent than those in Rule 74.19.

C.31.5.4.2 Rule 74.19.1 (Screen Printing Operations)

The requirements in Rule 4607 are as stringent as or more stringent than those in Rule 74.19.1.

C.31.5.4.3 Rule 74.3 (Paper, Fabric, and Film Coating Operations)

The requirements in Rule 4607 are as stringent as or more stringent than those in Rule 74.3.

C.31.6 Potential Emission Reduction Opportunities

No additional emission reduction opportunities have been identified at this time.

C.31.7 Evaluation Findings

Rule 4607 currently has in place the most stringent measures feasible to implement in the Valley and therefore meets or exceeds federal RACT requirements for this source category. As the District continues to develop future attainment plans to address increasingly stringent federal air quality standards, this source category will be re-evaluated for additional potential opportunities to reduce emissions.

C.32 RULE 4610 GLASS COATING OPERATIONS

C.32.1 Emissions Inventory (Summer Average – Tons per day)

	2012	2015	2018	2021	2024	2027	2029	2030	2031
NOx	n/a	n/a	n/a	n/a	n/a	n/a	n/a	n/a	n/a
VOC	n/a	n/a	n/a	n/a	n/a	n/a	n/a	n/a	n/a

The emissions from this rule are accounted for in the discussion for Rule 4354 (Glass Melting Furnaces).

C.32.2 District Rule 4610 Description

The requirements of this rule apply to any major source that coats glass products with VOC-containing materials. The purpose of this rule is to limit the emissions of VOCs from the coating of glass products. There are only two glass coating operations in the District, and neither emits enough VOCs to be considered a major source.

C.32.3 How does District Rule 4610 compare with federal rules and regulations?

C.32.3.1 EPA – Control Technique Guidelines (CTG)

EPA CTG requirements are not applicable to this source category.

C.32.3.2 EPA – Alternative Control Technology (ACT)

EPA ACT requirements are not applicable to this source category.

C.32.3.3 Standards of Performance for New Stationary Sources (NSPS)

EPA NSPS requirements are not applicable to this source category.

C.32.3.4 National Emission Standards for Hazardous Air Pollutants (NESHAPs) and Maximum Achievable Control Technologies (MACTs)

EPA NESHAP and MACT requirements are not applicable to this source category.

C.32.4 How does District Rule 4610 compare with California State regulations?

There are no state regulations applicable to this source category.

C.32.5 How does District Rule 4610 compare to regulations from other air districts?

C.32.5.1 Bay Area AQMD

C.32.5.1.1 Regulation 8 Rule 4 (General Solvent and Surface Coating Operations)

The requirements in Rule 46010 are as stringent as or more stringent than those in Rule 8-4.

C.32.5.2 Sacramento Metro AQMD

There are no analogous rules for this source category.

C.32.5.3 South Coast AQMD

C.32.5.3.1 SCAQMD Rule 1145 (Plastic, Rubber, Leather, and Glass Coatings)

SCAQMD adopted VOC limits in Rule 1145 that go beyond RACT for one-component, two-component, optical, and mirror backed roll coatings. This determination is further supported by the District's 2009 RACT SIP demonstration report⁵³ and the District's 2013 Plan for the Revoked 1-hour Ozone Standard,⁵⁴ as approved by EPA.⁵⁵

C.32.5.4 Ventura County APCD

There are no analogous rules for this source category.

C.32.6 Potential Emission Reduction Opportunities

No additional emission reduction opportunities have been identified at this time.

C.32.7 Evaluation Findings

Rule 4610 currently has in place the most stringent measures feasible to implement in the Valley and therefore meets or exceeds federal RACT requirements for this source category. As the District continues to develop future attainment plans to address increasingly stringent federal air quality standards, this source category will be re-evaluated for additional potential opportunities to reduce emissions.

⁵³ SJVAPCD. *Reasonably Available Control Technology Demonstration for Ozone State Implementation Plans*. (2009, April 16). Retrieved from: http://www.valleyair.org/Air_Quality_Plans/docs/RACTSIP-2009.pdf

⁵⁴ SJVAPCD. *2013 Plan for the Revoked 1-Hour Ozone Standard*. (2013, September 19). Retrieved from: http://www.valleyair.org/Air_Quality_Plans/OzoneOneHourPlan2013/AdoptedPlan.pdf

⁵⁵ EPA. *Clean Air Plans; 1-Hour and 1997 8-Hour Ozone Nonattainment Area Requirements; San Joaquin Valley, California*; final rule. 81 Fed. Reg. 65, pp. 19492 – 19495. (2016, April 5) (to be codified at 40 CFR Part 52).

C.33 RULE 4612 MOTOR VEHICLE AND MOBILE EQUIPMENT COATING OPERATIONS

C.33.1 Emissions Inventory (Summer Average – Tons per day)

	2012	2015	2018	2021	2024	2027	2029	2030	2031
NOx	0.00	0.00	0.00	0.00	0.00	0.00	0.00	0.00	0.00
VOC	1.53	1.57	1.59	1.56	1.59	1.62	1.64	1.65	1.65

C.33.2 District Rule 4612 Description

This rule applies to any person who supplies, sells, offers for sale, manufactures, or distributes any automotive coating for use within the District, as well as any person who uses, applies, or solicits the use or application of any automotive coating within the District. The purpose of this rule is to limit VOC emissions from coatings of motor vehicles, mobile equipment, and associated parts and components, and associated organic solvent cleaning, storage, and disposal.

C.33.3 How does District Rule 4612 compare with federal rules and regulations?

C.33.3.1 EPA – Control Technique Guidelines (CTG)

C.33.3.1.1 CTG – EPA-450/2-76-028 (Control of Volatile Organic Emissions from Existing Stationary Sources – Volume I: Control Methods for Surface Coating Operations)

The requirements of Rule 4612 are as stringent as or more stringent than the requirements in the CTG.

C.33.3.1.2 CTG – EPA-450/2-77-008 (Control of Volatile Organic Emissions from Existing Stationary Sources – Volume II: Surface Coating of Cans, Coils, Paper, Fabrics, Automobiles, and Light-Duty Trucks)

The requirements of Rule 4612 are as stringent as or more stringent than the requirements in the CTG.

C.33.3.1.3 CTG – EPA-453/R-08-006 (Control Techniques Guidelines for Automobile and Light-Duty Truck Assembly Coatings)

The requirements of Rule 4612 are as stringent as or more stringent than the requirements in the CTG.

C.33.3.2 EPA – Alternative Control Technology (ACT)

C.33.3.2.1 ACT – EPA-453/R-94-017 (Alternative Control Techniques Document – Surface Coating of Automotive/Transportation and Business Machine Plastic Parts)

The requirements of Rule 4612 are as stringent as or more stringent than the requirements in the ACT.

C.33.3.3 Standards of Performance for New Stationary Sources (NSPS)

C.33.3.3.1 NSPS – 40 CFR 60 Subpart MM (Standards of Performance for Automobile and Light-Duty Truck Surface Coating Operations)

The requirements of Rule 4612 are as stringent as or more stringent than the requirements in the NSPS.

C.33.3.4 National Emission Standards for Hazardous Air Pollutants (NESHAPs) and Maximum Achievable Control Technologies (MACTs)

C.33.3.4.1 NESHAP/MACT - 40 CFR 63 Subpart IIII (National Emission Standards for HAPs: Surface Coating of Automobiles and Light-Duty Trucks)

The requirements of Rule 4612 are as stringent as or more stringent than the requirements in the NESHAP/MACT.

C.33.4 How does District Rule 4612 compare with California State regulations?

C.33.4.1.1 ARB SCM for Automotive Coatings

The ARB SCM was adopted on October 20, 2005 and has not been updated since. Rule 4612 is as stringent as or more stringent than the requirements in the ARB SCM.

C.33.5 How does District Rule 4612 compare to regulations from other air districts?

C.33.5.1 Bay Area AQMD

C.33.5.1.1 Regulation 8 Rule 45 (Motor Vehicle and Mobile Equipment Coating Operations)

The requirements of Rule 4612 are as stringent as or more stringent than the requirements in Rule 8-45. SCAQMD Rule 1151 and BAAQMD Regulation 8 Rule 45 were last amended before the 2009 RACT SIP was compiled. These rules contain VOC limits that go beyond RACT for two categories (Pre-Coat and Topcoat–Metallic/Iridescent). EPA’s partial approval of the 2009 RACT SIP, which includes Rule 4612, further demonstrates that the SCAQMD and BAAQMD limits are beyond RACT.

This determination is further supported by the District's 2013 Plan for the Revoked 1-hour Ozone Standard,⁵⁶ as approved by EPA.⁵⁷

C.33.5.2 Sacramento Metro AQMD

C.33.5.2.1 SMAQMD Rule 459 (Automotive, Mobile Equipment, and Associated Parts and Components Coating Operations)

The requirements of Rule 4612 are as stringent as or more stringent than Rule 459.

C.33.5.3 South Coast AQMD

C.33.5.3.1 Rule 1151 (Motor Vehicle and Mobile Equipment Non-Assembly Line Coating Operations)

The requirements of Rule 4612 are as stringent as or more stringent than the requirements in Rule 1151. SCAQMD Rule 1151 and BAAQMD Regulation 8 Rule 45 were last amended before the 2009 RACT SIP was compiled. These rules contain VOC limits that go beyond RACT for two categories (Pre-Coat and Topcoat–Metallic/Iridescent). EPA's partial approval of the 2009 RACT SIP, which includes Rule 4612, further demonstrates that the SCAQMD and BAAQMD limits are beyond RACT. This determination is further supported by the District's 2013 Plan for the Revoked 1-hour Ozone Standard,⁵⁸ as approved by EPA.⁵⁹

C.33.5.4 Ventura County APCD

C.33.5.4.1 VCAPCD Rule 74.18 (Motor Vehicle and Mobile Equipment Coating Operations)

The requirements of Rule 4612 are as stringent as or more stringent than the requirements in Rule 74.18.

C.33.6 Potential Emission Reduction Opportunities

No additional emission reduction opportunities have been identified at this time.

C.33.7 Evaluation Findings

Rule 4612 currently has in place the most stringent measures feasible to implement in the Valley and therefore meets or exceeds federal RACT requirements for this source

⁵⁶ SJVAPCD. 2013 Plan for the Revoked 1-Hour Ozone Standard. (2013, September 19). Retrieved from: http://www.valleyair.org/Air_Quality_Plans/OzoneOneHourPlan2013/AdoptedPlan.pdf

⁵⁷ EPA. Clean Air Plans; 1-Hour and 1997 8-Hour Ozone Nonattainment Area Requirements; San Joaquin Valley, California; final rule. 81 Fed. Reg. 65, pp. 19492 – 19495. (2016, April 5) (to be codified at 40 CFR Part 52).

⁵⁸ SJVAPCD. 2013 Plan for the Revoked 1-Hour Ozone Standard. (2013, September 19). Retrieved from: http://www.valleyair.org/Air_Quality_Plans/OzoneOneHourPlan2013/AdoptedPlan.pdf

⁵⁹ EPA. Clean Air Plans; 1-Hour and 1997 8-Hour Ozone Nonattainment Area Requirements; San Joaquin Valley, California; final rule. 81 Fed. Reg. 65, pp. 19492 – 19495. (2016, April 5) (to be codified at 40 CFR Part 52).

category. As the District continues to develop future attainment plans to address increasingly stringent federal air quality standards, this source category will be re-evaluated for additional potential opportunities to reduce emissions.

C.34 RULE 4621 GASOLINE TRANSFER INTO STATIONARY STORAGE CONTAINERS, DELIVERY VESSELS, AND BULK PLANTS

C.34.1 Emissions Inventory (Summer Average – Tons per day)

	2012	2015	2018	2021	2024	2027	2029	2030	2031
NOx	0.00	0.00	0.00	0.00	0.00	0.00	0.00	0.00	0.00
VOC	1.53	1.57	1.59	1.56	1.59	1.62	1.64	1.65	1.65

C.34.2 District Rule 4621 Description

Rule 4621 applies to all operations that transfer gasoline between delivery vessels and storage containers and loading racks that are used to load organic liquids with a True Vapor Pressure of 1.5 psi or greater. The purpose of this rule is to limit VOC emissions from stationary storage containers, delivery vessels, and bulk plants.

C.34.3 How does District Rule 4621 compare with federal rules and regulations?

C.34.3.1 EPA – Control Technique Guidelines (CTG)

C.34.3.1.1 EPA-450/2-77-026 Control of Hydrocarbons from Tank Truck Gasoline Loading Terminals

The requirements of Rule 4621 are as stringent as or more stringent than the requirements in the CTG.

C.34.3.1.2 EPA-450/2-77-035 Control of Volatile Organic Emissions from Bulk Gasoline Plants

The requirements of Rule 4621 are as stringent as or more stringent than the requirements in the CTG.

C.34.3.1.3 EPA-450/2-78-051 Guideline for Control of Volatile Organic Compound Leaks from Gasoline Tank Trucks and Vapor Collection Systems

The requirements of Rule 4621 are as stringent as or more stringent than the requirements in the CTG.

C.34.3.2 EPA – Alternative Control Technology (ACT)

C.34.3.2.1 EPA-450/R-75-102 Alternative Control Technology Document for Stage I Vapor Control Systems on Gasoline Service Stations

The requirements of Rule 4621 are more stringent than the requirements in the ACT.

C.34.3.3 Standards of Performance for New Stationary Sources (NSPS)

EPA NSPS requirements are not applicable to this source category.

C.34.3.4 National Emission Standards for Hazardous Air Pollutants (NESHAPs) and Maximum Achievable Control Technologies (MACTs)

EPA NESHAP and MACT requirements are not applicable to this source category.

C.34.4 How does District Rule 4621 compare with California State regulations?

Rule 4621 aligns with ARB's certified Recovery System requirements.

C.34.5 How does District Rule 4621 compare to regulations from other air districts?

C.34.5.1 Bay Area AQMD

C.34.5.1.1 Regulation 8 Rule 7 (Gasoline Dispensing Facilities)

The requirements in Rule 4621 are as stringent as or more stringent than those in Rule 8-7.

C.34.5.1.2 Regulation 8 Rule 39 (Gasoline Bulk Plants and Gasoline Deliver Vehicles)

The requirements in Rule 4621 are as stringent as or more stringent than those in Rule 8-39.

C.34.5.2 Sacramento Metro AQMD

C.34.5.2.1 SMAQMD Rule 448 (Gasoline Storage Containers)

The requirements in Rule 4621 are as stringent as or more stringent than those in Rule 448.

C.34.5.3 South Coast AQMD

C.34.5.3.1 SCAQMD Rule 461 (Gasoline Transfer and Dispensing)

The requirements in Rule 4621 are more as stringent as or stringent than those in Rule 461.

C.34.5.4 Ventura County APCD

C.34.5.4.1 Ventura County APCD Rule 70 (Storage and Transfer of Gasoline)

The requirements in Rule 4621 are as stringent as or more stringent than those in Rule 70.

C.34.6 Potential Emission Reduction Opportunities

No additional emission reduction opportunities have been identified at this time.

C.34.7 Evaluation Findings

Rule 4621 currently has in place the most stringent measures feasible to implement in the Valley and therefore meets or exceeds federal RACT requirements for this source category. As the District continues to develop future attainment plans to address increasingly stringent federal air quality standards, this source category will be re-evaluated for additional potential opportunities to reduce emissions.

C.35 RULE 4622 GASOLINE TRANSFER INTO MOTOR VEHICLE FUEL TANKS

C.35.1 Emissions Inventory (Summer Average – Tons per day)

	2012	2015	2018	2021	2024	2027	2029	2030	2031
NOx	0.00	0.00	0.00	0.00	0.00	0.00	0.00	0.00	0.00
VOC	1.81	1.68	1.56	1.48	1.46	1.46	1.48	1.49	1.48

C.35.2 District Rule 4622 Description

This rule applies to any gasoline storage and dispensing operation or mobile fueler from which gasoline is transferred into motor vehicle fuel tanks. The purpose of this rule is to limit emissions of gasoline vapors from these sources.

C.35.3 How does District Rule 4622 compare with federal rules and regulations?

C.35.3.1 EPA – Control Technique Guidelines (CTG)

C.35.3.1.1 CTG - EPA-450/2-78-051 (Control of Volatile Organic Compound Leaks from Gasoline Tank Trucks and Vapor Collection Systems)

The requirements of Rule 4622 are as stringent as or more stringent than the requirements in the CTG.

C.35.3.2 EPA – Alternative Control Technology (ACT)

EPA ACT requirements are not applicable to this source category.

C.35.3.3 Standards of Performance for New Stationary Sources (NSPS)

EPA NSPS requirements are not applicable to this source category.

C.35.3.4 National Emission Standards for Hazardous Air Pollutants (NESHAPs) and Maximum Achievable Control Technologies (MACTs)

C.35.3.4.1 NESHAP/MACT - 40 CFR Subpart 63 CCCCCC (National Emission Standards for Hazardous Air Pollutants for Source Category: Gasoline Dispensing Facilities)

The requirements of Rule 4622 are as stringent as or more stringent than the requirements in the NESHAP/MACT.

C.35.4 How does District Rule 4622 compare with California State regulations?

There are no state regulations applicable to this source category.

C.35.5 How does District Rule 4622 compare to regulations from other air districts?**C.35.5.1 Bay Area AQMD****C.35.5.1.1 Regulation 8 Rule 7 (Gasoline Dispensing Facilities)**

The requirements in Rule 4622 are as stringent as or more stringent than those in Rule 8-7.

C.35.5.2 Sacramento Metro AQMD**C.35.5.2.1 SMAQMD Rule 449 (Transfer of Gasoline into Vehicle Fuel Tanks)**

The requirements in Rule 4621 are more as stringent as or stringent than those in Rule 449.

C.35.5.3 South Coast AQMD**C.35.5.3.1 SCAQMD Rule 461 (Gasoline Transfer and Dispensing)**

The requirements in Rule 4621 are more as stringent as or stringent than those in Rule 461.

C.35.5.4 Ventura County APCD**C.35.5.4.1 VCAPCD Rule 70 (Storage and Transfer of Gasoline)**

The requirements in Rule 4622 are as stringent as or more stringent than those in Rule 70.

C.35.6 Potential Emission Reduction Opportunities

No additional emission reduction opportunities have been identified at this time.

C.35.7 Evaluation Findings

Rule 4622 currently has in place the most stringent measures feasible to implement in the Valley and therefore meets or exceeds federal RACT requirements for this source category. As the District continues to develop future attainment plans to address increasingly stringent federal air quality standards, this source category will be re-evaluated for additional potential opportunities to reduce emissions.

C.36 RULE 4623 STORAGE OF ORGANIC LIQUIDS

C.36.1 Emissions Inventory (Summer Average – Tons per day)

	2012	2015	2018	2021	2024	2027	2029	2030	2031
NOx	0.01	0.01	0.01	0.01	0.01	0.01	0.01	0.01	0.01
VOC	2.72	2.58	2.44	2.32	2.20	2.08	2.01	1.99	1.95

C.36.2 District Rule 4623 Description

This rule applies to any tank with a capacity of 1,100 gallons or greater in which any organic liquid is placed, held, or stored. The purpose of this rule is to limit VOC emissions from the storage of organic liquids.

C.36.3 How does District Rule 4623 compare with federal rules and regulations?

C.36.3.1 EPA – Control Technique Guidelines (CTG)

C.36.3.1.1 CTG – EPA-450/2-77-036 (Control Techniques Guideline Document for Control of Volatile Organic Emissions from Storage of Petroleum Liquids in Fixed Roof Tanks)

The requirements of Rule 4623 are as stringent as or more stringent than the requirements in the CTG.

C.36.3.1.2 CTG – EPA-450/2-78-047 (Control Techniques Guideline Document for Control of Volatile Organic Emissions from Petroleum Liquid Storage in External Floating Roof Tanks)

The requirements of Rule 4623 are as stringent as or more stringent than the requirements in the CTG.

C.36.3.2 EPA – Alternative Control Technology (ACT)

C.36.3.2.1 ACT – EPA 453/R-94-001 (Alternative Control Techniques Document for Volatile Organic Liquid Storage in Floating and Fixed Roof Tanks)

The requirements of Rule 4623 are as stringent as or more stringent than the requirements in the ACT.

C.36.3.3 Standards of Performance for New Stationary Sources (NSPS)

C.36.3.3.1 NSPS – 40 CFR 60 Subpart Kb (a)(3)(i) (Standards of Performance for Volatile Organic Liquid Storage Vessels for Which Construction, Reconstruction, or Modification Commenced After July 23, 1984)

The requirements in Rule 4621 are more as stringent as or stringent than those in the NSPS.

C.36.3.4 National Emission Standards for Hazardous Air Pollutants (NESHAPs) and Maximum Achievable Control Technologies (MACTs)

EPA NESHAP and MACT requirements are not applicable to this source category.

C.36.4 How does District Rule 4623 compare with California State regulations?

There are no state regulations applicable to this source category.

C.36.5 How does District Rule 4623 compare to regulations from other air districts?

C.36.5.1 Bay Area AQMD

C.36.5.1.1 Regulation 8 Rule 5 (Storage of Organic Liquids)

The requirements in Rule 4623 are as stringent as or more stringent than those in Rule 8-5.

C.36.5.2 Sacramento Metro AQMD

There are no analogous rules for this source category.

C.36.5.3 South Coast AQMD

C.36.5.3.1 South Coast Rule 463 (Organic Liquid Storage)

The requirements in Rule 4623 are as stringent as or more stringent than those in Rule 463. This determination is further supported by the District's 2013 Plan for the Revoked 1-hour Ozone Standard,⁶⁰ as approved by EPA.⁶¹

C.36.5.4 Ventura County APCD

C.36.5.4.1 Rule 71.2 (Storage of Reactive Organic Compound Liquids)

The requirements in Rule 4623 are as stringent as or more stringent than those in Rule 71.2

⁶⁰ SJVAPCD. 2013 Plan for the Revoked 1-Hour Ozone Standard. (2013, September 19). Retrieved from: http://www.valleyair.org/Air_Quality_Plans/OzoneOneHourPlan2013/AdoptedPlan.pdf

⁶¹ EPA. Clean Air Plans; 1-Hour and 1997 8-Hour Ozone Nonattainment Area Requirements; San Joaquin Valley, California; final rule. 81 Fed. Reg. 65, pp. 19492 – 19495. (2016, April 5) (to be codified at 40 CFR Part 52).

C.36.6 Potential Emission Reduction Opportunities

There are District BACT standards more stringent than what is currently required in Rule 4623; however, additional add-on controls are beyond RACT and are not technologically feasible and cost effective for all facilities subject to Rule 4623. This determination is further supported by the District's 2013 Plan for the Revoked 1-hour Ozone Standard,⁶² as approved by EPA.⁶³

C.36.7 Evaluation Findings

Rule 4623 currently has in place the most stringent measures feasible to implement in the Valley and therefore meets or exceeds federal RACT requirements for this source category. As the District continues to develop future attainment plans to address increasingly stringent federal air quality standards, this source category will be re-evaluated for additional potential opportunities to reduce emissions.

⁶² SJVAPCD. *2013 Plan for the Revoked 1-Hour Ozone Standard*. (2013, September 19). Retrieved from: http://www.valleyair.org/Air_Quality_Plans/OzoneOneHourPlan2013/AdoptedPlan.pdf

⁶³ EPA. *Clean Air Plans; 1-Hour and 1997 8-Hour Ozone Nonattainment Area Requirements; San Joaquin Valley, California*; final rule. 81 Fed. Reg. 65, pp. 19492 – 19495. (2016, April 5) (to be codified at 40 CFR Part 52).

C.37 RULE 4624 TRANSFER OF ORGANIC LIQUID

C.37.1 Emissions Inventory (Summer Average – Tons per day)

	2012	2015	2018	2021	2024	2027	2029	2030	2031
NOx	0.03	0.04	0.05	0.05	0.05	0.06	0.06	0.06	0.06
VOC	1.11	1.15	1.20	1.25	1.31	1.39	1.44	1.45	1.45

C.37.2 District Rule 4624 Description

This rule applies to organic liquid transfer facilities. The purpose of this rule is to limit VOC emissions from the transfer of organic liquids.

C.37.3 How does District Rule 4624 compare with federal rules and regulations?

C.37.3.1 EPA – Control Technique Guidelines (CTG)

C.37.3.1.1 CTG - EPA-450/2-77-035 (Control of Volatile Organic Emissions from Bulk Plants)

The requirements of Rule 4624 are as stringent as or more stringent than the requirements in the CTG.

C.37.3.2 EPA – Alternative Control Technology (ACT)

EPA ACT requirements are not applicable to this source category.

C.37.3.3 Standards of Performance for New Stationary Sources (NSPS)

C.37.3.3.1 NSPS - 40 CFR 60 Subpart Kb (a)(3)(i) (Volatile Organic Liquid Storage Vessel)

The requirements of Rule 4624 are as stringent as or more stringent than the requirements in the NSPS.

C.37.3.4 National Emission Standards for Hazardous Air Pollutants (NESHAPs) and Maximum Achievable Control Technologies (MACTs)

C.37.3.4.1 NESHAP/MACT – 40 CFR 63 Subpart EEE (Organic Liquids Distribution (Non-Gasoline))

The requirements of Rule 4624 are as stringent as or more stringent than the requirements in the NESHAP/MACT.

C.37.4 How does District Rule 4624 compare with California State regulations?

There are no state regulations applicable to this source category.

C.37.5 How does District Rule 4624 compare to regulations from other air districts?**C.37.5.1 Bay Area AQMD****C.37.5.1.1 Regulation 8 Rule 6 (Terminals and Bulk Plants)**

The requirements in Rule 4624 are as stringent as or more stringent than those in Rule 8-6.

C.37.5.1.2 Regulation 8 Rule 39 (Gasoline Bulk Plants and Gasoline Delivery Vehicles)

The requirements in Rule 4624 are as stringent as or more stringent than those in Rule 8-39.

C.37.5.1.3 Regulation 8 Rule 33 (Gasoline Bulk Terminals and Gasoline Delivery Vehicles)

Rule 8-33 was amended in April 2009 to require an emissions limit of 0.04lb VOC/1,000 gallons, which is lower than the RACT limit in current District Rule 4624 (0.08lb VOC/1,000 gallons liquid loaded). The BAAQMD Regulation 8 Rule 33 limit is beyond RACT. This determination is further supported by the District's 2013 Plan for the Revoked 1-hour Ozone Standard,⁶⁴ as approved by EPA in 2016.⁶⁵

C.37.5.2 Sacramento Metro AQMD**C.37.5.2.1 SMAQMD Rule 447(Organic Liquid Loading)**

The requirements in Rule 4624 are as stringent as or more stringent than those in Rule 447.

C.37.5.3 South Coast AQMD**C.37.5.3.1 SCAQMD Rule 462 (Organic Liquid Loading)**

The requirements in Rule 4624 are as stringent as or more stringent than those in Rule 462.

⁶⁴ SJVAPCD. 2013 Plan for the Revoked 1-Hour Ozone Standard. (2013, September 19). Retrieved from: http://www.valleyair.org/Air_Quality_Plans/OzoneOneHourPlan2013/AdoptedPlan.pdf

⁶⁵ EPA. Clean Air Plans; 1-Hour and 1997 8-Hour Ozone Nonattainment Area Requirements; San Joaquin Valley, California; final rule. 81 Fed. Reg. 65, pp. 19492 – 19495. (2016, April 5) (to be codified at 40 CFR Part 52).

C.37.5.3.2 SCAQMD Rule 1142 (Marine Tank Vessel Operations)

The requirements in Rule 4624 are as stringent as or more stringent than those in Rule 1142.

C.37.5.4 Ventura County APCD**C.37.5.4.1 VCAPCD Rule 70 (Storage and Transfer of Gasoline)**

The requirements in Rule 4624 are as stringent as or more stringent than those in Rule 70.

C.37.5.4.2 VCAPCD Rule 71.3 (Transfer of Reactive Organic Compound Liquids)

The requirements in Rule 4624 are as stringent as or more stringent than those in Rule 71.3.

C.37.6 Potential Emission Reduction Opportunities

No additional emission reduction opportunities have been identified at this time.

C.37.7 Evaluation Findings

Rule 4624 currently has in place the most stringent measures feasible to implement in the Valley and therefore meets or exceeds federal RACT requirements for this source category. As the District continues to develop future attainment plans to address increasingly stringent federal air quality standards, this source category will be re-evaluated for additional potential opportunities to reduce emissions.

C.38 RULE 4625 WASTEWATER SEPARATORS

C.38.1 Emissions Inventory (Summer Average – Tons per day)

	2012	2015	2018	2021	2024	2027	2029	2030	2031
NOx	0.00	0.00	0.00	0.00	0.00	0.00	0.00	0.00	0.00
VOC	0.07	0.07	0.07	0.07	0.07	0.07	0.07	0.07	0.07

C.38.2 District Rule 4625 Description

This rule applies to wastewater separators including air flotation units, as defined in this rule. The requirements of this rule only apply to the separation of crude oil and water after custody transfer. The purpose of this rule is to limit VOC emissions from wastewater separators by requiring vapor loss control devices, recordkeeping, inspection, and test methods.

C.38.3 How does District Rule 4625 compare with federal rules and regulations?

C.38.3.1 EPA – Control Technique Guidelines (CTG)

C.38.3.1.1 CTG - EPA-450/2-77-025 (Control of Refinery Vacuum Producing Systems, Water Separators and Process Unit Turnarounds)

The requirements of Rule 4625 are as stringent as or more stringent than the requirements in the CTG.

C.38.3.2 EPA – Alternative Control Technology (ACT)

EPA ACT requirements are not applicable to this source category.

C.38.3.3 Standards of Performance for New Stationary Sources (NSPS)

C.38.3.3.1 NSPS – 40 CFR 60 Subpart QQQ (Standards of Performance for VOC Emissions from Petroleum Refinery Wastewater Systems)

The requirements of Rule 4625 are as stringent as or more stringent than the requirements in the NSPS.

C.38.3.4 National Emission Standards for Hazardous Air Pollutants (NESHAPs) and Maximum Achievable Control Technologies (MACTs)

C.38.3.4.1 NESHAP/MACT – 40 CFR 63 Subpart VV (National Emission Standards for Oil-Water Separators and Organic-Water Separators)

The requirements of Rule 4625 are as stringent as or more stringent than the requirements in the NESHAP/MACT.

C.38.4 How does District Rule 4625 compare with California State regulations?

There are no state regulations applicable to this source category.

C.38.5 How does District Rule 4625 compare to regulations from other air districts?**C.38.5.1 Bay Area AQMD****C.38.5.1.1 Regulation 8 Rule 8 (Wastewater (Oil-Water) Separators)**

The requirements in Rule 4625 are as stringent as or more stringent than those in Rule 8-8.

C.38.5.2 Sacramento Metro AQMD

There are no analogous rules for this source category.

C.38.5.3 South Coast AQMD**C.38.5.3.1 SCAQMD Rule 1176 (VOC Emissions from Wastewater Systems)**

The requirements in Rule 4625 are as stringent as or more stringent than those in Rule 1176.

C.38.5.4 Ventura County APCD**C.38.5.4.1 Rule 74.8 (Refinery Vacuum Producing Systems, Wastewater Separators and Process Turnarounds)**

The requirements in Rule 4625 are as stringent as or more stringent than those in Rule 74.8.

C.38.6 Potential Emission Reduction Opportunities

No additional emission reduction opportunities have been identified at this time.

C.38.7 Evaluation Findings

Rule 4625 currently has in place the most stringent measures feasible to implement in the Valley and therefore meets or exceeds federal RACT requirements for this source category. As the District continues to develop future attainment plans to address increasingly stringent federal air quality standards, this source category will be re-evaluated for additional potential opportunities to reduce emissions.

C.39 RULE 4641 CUTBACK, SLOW CURE, AND EMULSIFIED ASPHALT, PAVING, AND MAINTENANCE OPERATIONS

C.39.1 Emissions Inventory (Summer Average – Tons per day)

	2012	2015	2018	2021	2024	2027	2029	2030	2031
NOx	0.00	0.00	0.00	0.00	0.00	0.00	0.00	0.00	0.00
VOC	0.76	0.76	0.77	0.77	0.77	0.79	0.79	0.80	0.80

C.39.2 District Rule 4641 Description

This rule applies to the manufacture and use of cutback asphalt, slow cure asphalt, and emulsified asphalt for paving and maintenance operations. The purpose of this rule is to limit VOC emissions by restricting the application and manufacturing of certain types of asphalt for paving and maintenance operations.

C.39.3 How does District Rule 4641 compare with federal rules and regulations?

C.39.3.1 EPA – Control Technique Guidelines (CTG)

C.39.3.1.1 CTG - EPA-450/2-77-037 (Control of Volatile Organic Compounds from Use of Cutback Asphalt)

The requirements of Rule 4641 are as stringent as or more stringent than the requirements in the CTG.

C.39.3.2 EPA – Alternative Control Technology (ACT)

EPA ACT requirements are not applicable to this source category.

C.39.3.3 Standards of Performance for New Stationary Sources (NSPS)

EPA NSPS requirements are not applicable to this source category.

C.39.3.4 National Emission Standards for Hazardous Air Pollutants (NESHAPs) and Maximum Achievable Control Technologies (MACTs)

EPA NESHAP and MACT requirements are not applicable to this source category.

C.39.4 How does District Rule 4641 compare with California State regulations?

There are no state regulations applicable to this source category.

C.39.5 How does District Rule 4641 compare to regulations from other air districts?**C.39.5.1 Bay Area AQMD****C.39.5.1.1 Regulation 8 Rule 15 (Emulsified and Liquid Asphalts)**

The requirements in Rule 4641 are as stringent as or more stringent than those in Rule 8-15.

C.39.5.2 Sacramento Metro AQMD**C.39.5.2.1 SMAQMD Rule 453 (Cutback and Emulsified Asphalt Paving Materials)**

The requirements in Rule 4641 are as stringent as or more stringent than those in Rule 453.

C.39.5.3 South Coast AQMD**C.39.5.3.1 SCAQMD Rule 1108 (Cutback Asphalt)**

The requirements in Rule 4641 are as stringent as or more stringent than those in Rule 1108.

C.39.5.3.2 SCAQMD Rule 1108.1 (Emulsified Asphalt)

The requirements in Rule 4641 are as stringent as or more stringent than those in Rule 1108.1.

C.39.5.4 Ventura County APCD**C.39.5.4.1 VCAPCD Rule 74.4 (Cutback Asphalt)**

The requirements in Rule 4641 are as stringent as or more stringent than those in Rule 74.4.

C.39.6 Potential Emission Reduction Opportunities

Although Rule 4641 currently only regulates VOC emissions, the District made a commitment in the *2015 PM_{2.5} Plan* to conduct a further study to evaluate Warm Mix Asphalt (WMA) for the purpose of reducing NO_x emissions associated with asphalt production. Using WMA instead of hot mix asphalt (HMA) results in lower temperatures necessary for production, storage, and transport. The District collaborated with asphalt industry stakeholders and policy makers to conduct a further study in order to gain an understanding of the use of warm mix technologies in the Valley and to identify potential opportunities and barriers for adoption of this technology.

This study found that WMA has the potential to reduce emissions by using less fuel and the potential to provide safer conditions by producing less odor and fumes. However, in the Valley, many barriers still remain. Poor paving performance in the Valley's high summer heat, lack of confidence in WMA technology, an insufficient number of pilot projects to support feasibility in the Valley, lack of Caltrans WMA specifications to support proper WMA usage, and not enough demand to provide the needed economies of scale to achieve the identified cost benefits have all hindered widespread adoption of WMA throughout the Valley.

The results of this further study effort are available here:
http://www.valleyair.org/Air_Quality_Plans/PM_Plans.htm

C.39.7 Evaluation Findings

Rule 4641 currently has in place the most stringent measures feasible to implement in the Valley and therefore meets or exceeds federal RACT requirements for this source category. As the District continues to develop future attainment plans to address increasingly stringent federal air quality standards, this source category will be re-evaluated for potential emission reduction opportunities.

C.40 RULE 4642 SOLID WASTE DISPOSAL SITES

C.40.1 Emissions Inventory (Summer Average – Tons per day)

	2012	2015	2018	2021	2024	2027	2029	2030	2031
NOx	0.00	0.00	0.00	0.00	0.00	0.00	0.00	0.00	0.00
VOC	1.37	1.42	1.48	1.55	1.63	1.70	1.76	1.78	1.81

C.40.2 District Rule 4642 Description

The provisions of this rule apply to any solid waste disposal sites with a gas collection system and/or control device in operation, or undergoing maintenance or repair. The purpose of this rule is to reduce VOC emissions from solid waste disposal sites.

C.40.3 How does District Rule 4642 compare with federal rules and regulations?

C.40.3.1 EPA – Control Technique Guidelines (CTG)

EPA CTG requirements are not applicable to this source category.

C.40.3.2 EPA – Alternative Control Technology (ACT)

EPA ACT requirements are not applicable to this source category.

C.40.3.3 Standards of Performance for New Stationary Sources (NSPS)

C.40.3.3.1 NSPS – 40 CFR 60 Subpart CC (Emission Guidelines and Compliance Times for Municipal Solid Waste Landfills)

The requirements of Rule 4642 are as stringent as or more stringent than the requirements in the NSPS.

C.40.3.4 National Emission Standards for Hazardous Air Pollutants (NESHAPs) and Maximum Achievable Control Technologies (MACTs)

C.40.3.4.1 MACT – 40 CFR 63 Subpart AAAA (National Emission Standards for Hazardous Air Pollutants from Municipal Solid Waste Landfills)

EPA NESHAP requirements are not applicable to this source category. The requirements of Rule 4642 are as stringent as or more stringent than the requirements in the MACT.

C.40.4 How does District Rule 4642 compare with California State regulations?

There are no state regulations applicable to this source category.

C.40.5 How does District Rule 4642 compare to regulations from other air districts?**C.40.5.1 Bay Area AQMD****C.40.5.1.1 Regulation 8 Rule 34 (Solid Waste Disposal Sites)**

The requirements in Rule 4642 are as stringent as or more stringent than those in Rule 8-34.

C.40.5.2 Sacramento Metro AQMD**C.40.5.2.1 SMAQMD Rule 485 (Municipal Landfill Gas)**

The requirements in Rule 4642 are as stringent as or more stringent than those in Rule 485.

C.40.5.3 South Coast AQMD**C.40.5.3.1 SCAQMD Rule 1150 (Excavation of Landfill Sites)**

The requirements in Rule 4642 are as stringent as or more stringent than those in Rule 1150.

C.40.5.3.2 SCAQMD Rule 1150.1 (Control of Gaseous Emissions from Municipal Solid Waste Landfills)

The requirements in Rule 4642 are as stringent as or more stringent than those in Rule 1150.1.

C.40.5.4 Ventura County APCD**C.40.5.4.1 Rule 74.17.1 (Municipal Solid Waste Landfills)**

The requirements in Rule 4642 are as stringent as or more stringent than those in Rule 74.17.1.

C.40.6 Potential Emission Reduction Opportunities

No additional emission reduction opportunities have been identified at this time.

C.40.7 Evaluation Findings

Rule 4642 currently has in place the most stringent measures feasible to implement in the Valley and therefore meets or exceeds federal RACT requirements for this source category. As the District continues to develop future attainment plans to address increasingly stringent federal air quality standards, this source category will be re-evaluated for additional potential opportunities to reduce emissions.

C.41 RULE 4651 SOIL DECONTAMINATION OPERATIONS

C.41.1 Emissions Inventory (Summer Average – Tons per day)

	2012	2015	2018	2021	2024	2027	2029	2030	2031
NOx	0.00	0.00	0.00	0.00	0.00	0.00	0.00	0.00	0.00
VOC	0.11	0.11	0.12	0.12	0.13	0.13	0.14	0.14	0.14

C.41.2 District Rule 4651 Description

This rule applies to operations involved in the excavation, transportation, handling, decontamination, and disposal of contaminated soil. The purpose of this rule is to limit VOC emissions from soil that has been contaminated with a VOC-containing liquid.

C.41.3 How does District Rule 4651 compare with federal rules and regulations?

C.41.3.1 EPA – Control Technique Guidelines (CTG)

EPA CTG requirements are not applicable to this source category.

C.41.3.2 EPA – Alternative Control Technology (ACT)

EPA ACT requirements are not applicable to this source category.

C.41.3.3 Standards of Performance for New Stationary Sources (NSPS)

EPA NSPS requirements are not applicable to this source category.

C.41.3.4 National Emission Standards for Hazardous Air Pollutants (NESHAPs) and Maximum Achievable Control Technologies (MACTs)

EPA NESHAP and MACT requirements are not applicable to this source category.

C.41.4 How does District Rule 4651 compare with California State regulations?

There are no state regulations applicable to this source category.

C.41.5 How does District Rule 4651 compare to regulations from other air districts?

C.41.5.1 Bay Area AQMD**C.41.5.1.1 Regulation 8 Rule 40 (Aeration of Contaminated Soil and Removal of Underground Storage Tanks)**

The requirements in Rule 4651 are as stringent as or more stringent than those in Rule 8-40.

C.41.5.2 Sacramento Metro AQMD

There are no analogous rules for this source category.

C.41.5.3 South Coast AQMD**C.41.5.3.1 SCAQMD Rule 1166 (Volatile Organic Compound Emissions from Decontamination of Soil)**

The requirements in Rule 4651 are as stringent as or more stringent than those in Rule 1166.

C.41.5.4 Ventura County APCD

There are no analogous rules for this source category.

C.41.6 Potential Emission Reduction Opportunities

No additional emission reduction opportunities have been identified at this time.

C.41.7 Evaluation Findings

Rule 4651 currently has in place the most stringent measures feasible to implement in the Valley and therefore meets or exceeds federal RACT requirements for this source category. As the District continues to develop future attainment plans to address increasingly stringent federal air quality standards, this source category will be re-evaluated for additional potential opportunities to reduce emissions.

C.42 RULE 4652 COATINGS AND INK MANUFACTURING

C.42.1 Emissions Inventory (Summer Average – Tons per day)

	2012	2015	2018	2021	2024	2027	2029	2030	2031
NOx	0.00	0.00	0.00	0.00	0.00	0.00	0.00	0.00	0.00
VOC	0.01	0.01	0.01	0.01	0.01	0.01	0.02	0.02	0.02

C.42.2 District Rule 4652 Description

The provisions of this rule apply to all coatings and ink manufacturing operations. The purpose of this rule is to limit VOC emissions from these operations.

C.42.3 How does District Rule 4652 compare with federal rules and regulations?

C.42.3.1 EPA – Control Technique Guidelines (CTG)

EPA CTG requirements are not applicable to this source category.

C.42.3.2 EPA – Alternative Control Technology (ACT)

EPA ACT requirements are not applicable to this source category.

C.42.3.3 Standards of Performance for New Stationary Sources (NSPS)

EPA NSPS requirements are not applicable to this source category.

C.42.3.4 National Emission Standards for Hazardous Air Pollutants (NESHAPs) and Maximum Achievable Control Technologies (MACTs)

EPA NESHAP and MACT requirements are not applicable to this source category.

C.42.4 How does District Rule 4652 compare with California State regulations?

There are no state regulations applicable to this source category.

C.42.5 How does District Rule 4652 compare to regulations from other air districts?

C.42.5.1 Bay Area AQMD

C.42.5.1.1 Regulation 8 Rule 35 (Coating, Ink and Adhesive Manufacturing)

Although there are some VOC limits in Rule 8-35 that differ in stringency in comparison to District Rule 4652, Rule 4652 is overall at least as stringent as Rule 46. This

determination is further supported by the District's 2013 Plan for the Revoked 1-hour Ozone Standard,⁶⁶ as approved by EPA in 2016.⁶⁷

C.42.5.2 Sacramento Metro AQMD

C.42.5.2.1 Rule 466 (Solvent Cleaning)

Although there are some VOC limits in Rule 466 that differ in stringency in comparison to Rule 4652, Rule 4652 is overall more stringent than Rule 466. This determination is further supported by the District's 2013 Plan for the Revoked 1-hour Ozone Standard,⁶⁸ as approved by EPA in 2016.⁶⁹

C.42.5.3 South Coast AQMD

C.42.5.3.1 Rule 1141.1 (Coatings and Ink Manufacturing)

The requirements in Rule 4652 are as stringent as or more stringent than those in Rule 1141.1.

C.42.5.4 Ventura County APCD

There are no analogous rules for this source category.

C.42.6 Potential Emission Reduction Opportunities

No additional emission reduction opportunities have been identified at this time.

C.42.7 Evaluation Findings

According to the federal CAA §182(b)(2) and (f) this source category is not subject to federal RACT requirements because this source category has no sources subject to EPA CTGs and these sources are not "major sources" of VOCs and NOx, as confirmed by EPA in the Technical Support Document (TSD) for the partial approval of the Districts 2009 RACT SIP.⁷⁰ However, pursuant to the District's No Stone Left Unturned philosophy, Rule 4652 was evaluated as a part of this plan development effort.

Rule 4652 currently has in place the most stringent measures feasible to implement in the Valley and therefore would meet or exceed federal RACT requirements for this

⁶⁶ SJVAPCD. *2013 Plan for the Revoked 1-Hour Ozone Standard*. (2013, September 19). Retrieved from:

http://www.valleyair.org/Air_Quality_Plans/OzoneOneHourPlan2013/AdoptedPlan.pdf

⁶⁷ EPA. *Clean Air Plans; 1-Hour and 1997 8-Hour Ozone Nonattainment Area Requirements; San Joaquin Valley, California*; final rule. 81 Fed. Reg. 65, pp. 19492 – 19495. (2016, April 5) (to be codified at 40 CFR Part 52).

⁶⁸ SJVAPCD. *2013 Plan for the Revoked 1-Hour Ozone Standard*. (2013, September 19). Retrieved from:

http://www.valleyair.org/Air_Quality_Plans/OzoneOneHourPlan2013/AdoptedPlan.pdf

⁶⁹ EPA. *Clean Air Plans; 1-Hour and 1997 8-Hour Ozone Nonattainment Area Requirements; San Joaquin Valley, California*; final rule. 81 Fed. Reg. 65, pp. 19492 – 19495. (2016, April 5) (to be codified at 40 CFR Part 52).

⁷⁰ U.S. EPA. Region IX Air Division. Technical Support Document for EPA's Notice of Proposed Rulemaking for the California State Implementation Plan. Prepared by Stanley Tong. (2011, August 29).

<https://www.regulations.gov/#!documentDetail;D=EPA-R09-OAR-2011-0723-0006>

source category were they applicable. As the District continues to develop future attainment plans to address increasingly stringent federal air quality standards, this source category will be re-evaluated for additional potential opportunities to reduce emissions.

C.43 RULE 4653 ADHESIVES AND SEALANTS

C.43.1 Emissions Inventory (Summer Average – Tons per day)

	2012	2015	2018	2021	2024	2027	2029	2030	2031
NOx	0.00	0.00	0.00	0.00	0.00	0.00	0.00	0.00	0.00
VOC	0.57	0.54	0.52	0.51	0.49	0.49	0.48	0.47	0.47

C.43.2 District Rule 4653 Description

This rule is applicable to any person who supplies, sells, offers for sale, or applies any adhesive product, sealant product, or associated solvent used within the District. The purpose of this rule is to reduce emissions of VOCs from these operations.

EPA finalized a partial approval/partial disapproval of the 2009 RACT SIP on January 10, 2012 and deemed this rule as being at least as stringent as established RACT requirements: 77 FR 1417, <http://www.gpo.gov/fdsys/pkg/FR-2012-01-10/pdf/2012-139.pdf>. EPA finalized approval of the 2010 amendments to Rule 4653 on February 13, 2012 and deemed this rule as being at least as stringent as established RACT requirements: 77 FR 7536, <http://www.gpo.gov/fdsys/pkg/FR-2012-02-13/pdf/2012-3172.pdf>

C.43.3 How does District Rule 4653 compare with federal rules and regulations?

C.43.3.1 EPA – Control Technique Guidelines (CTG)

C.43.3.1.1 CTG – EPA-453/R-08-005 (Control Techniques Guidelines for Miscellaneous Industrial Adhesives)

The requirements in Rule 4653 are as stringent as or more stringent than those in the CTG.

C.43.3.2 EPA – Alternative Control Technology (ACT)

EPA ACT requirements are not applicable to this source category.

C.43.3.3 Standards of Performance for New Stationary Sources (NSPS)

EPA NSPS requirements are not applicable to this source category.

C.43.3.4 National Emission Standards for Hazardous Air Pollutants (NESHAPs) and Maximum Achievable Control Technologies (MACTs)

EPA NESHAP and MACT requirements are not applicable to this source category.

C.43.4 How does District Rule 4653 compare with California State regulations?

There are no state regulations applicable to this source category.

C.43.4.1.1 ARB's RACT/Best Available Retrofit Control Technology (BARCT) - Determination of Reasonably Available Control Technology and Best Available Retrofit Control Technology for Adhesives and Sealants

The requirements of Rule 4653 are as stringent as or more stringent than the requirements in the BARCT.

C.43.5 How does District Rule 4653 compare to regulations from other air districts?

C.43.5.1 Bay Area AQMD

C.43.5.1.1 Regulation 8 Rule 51 (Adhesive and Sealant Products)

The requirements in Rule 4653 are as stringent as or more stringent than those in Rule 8-51.

C.43.5.2 Sacramento Metro AQMD

C.43.5.2.1 SMAQMD Rule 460 (Adhesives and Sealants)

The requirements in Rule 4653 are as stringent as or more stringent than those in Rule 460.

C.43.5.3 South Coast AQMD

C.43.5.3.1 SCAQMD Rule 1168 (Adhesive and Sealant Applications)

The requirements in Rule 4653 are as stringent as or more stringent than those in Rule 1168.

C.43.5.4 Ventura County APCD

C.43.5.4.1 Rule 74.20 (Adhesives and Sealants)

The requirements in Rule 4653 are as stringent as or more stringent than those in Rule 74.20.

C.43.6 Potential Emission Reduction Opportunities

No additional emissions reductions opportunities have been identified at this time. This determination is further supported by the District's *2013 Plan for the Revoked 1-hour Ozone Standard*,⁷¹ as approved by EPA.⁷²

C.43.7 Evaluation Findings

Rule 4653 currently has in place the most stringent measures feasible to implement in the Valley and therefore meets or exceeds federal RACT requirements for this source category. As the District continues to develop future attainment plans to address increasingly stringent federal air quality standards, this source category will be re-evaluated for additional potential opportunities to reduce emissions.

⁷¹ SJVAPCD. *2013 Plan for the Revoked 1-Hour Ozone Standard*. (2013, September 19). Retrieved from: http://www.valleyair.org/Air_Quality_Plans/OzoneOneHourPlan2013/AdoptedPlan.pdf

⁷² EPA. *Clean Air Plans; 1-Hour and 1997 8-Hour Ozone Nonattainment Area Requirements; San Joaquin Valley, California*; final rule. 81 Fed. Reg. 65, pp. 19492 – 19495. (2016, April 5) (to be codified at 40 CFR Part 52).

C.44 RULE 4661 ORGANIC SOLVENTS

C.44.1 Emissions Inventory (Summer Average – Tons per day)

	2012	2015	2018	2021	2024	2027	2029	2030	2031
NOx	n/a	n/a	n/a	n/a	n/a	n/a	n/a	n/a	n/a
VOC	n/a	n/a	n/a	n/a	n/a	n/a	n/a	n/a	n/a

Rule 4661 establishes limits for the use of organic solvents, however their emissions are represented in the rules that regulate their use: Rule 4662 (Organic Solvent Degreasing Operations), and Rule 4663 (Organic Solvent Cleaning, Storage, and Disposal).

C.44.2 District Rule 4661 Description

This rule applies to any source operation that uses organic solvents, with the exception of operations exempted under Section 4.0 of the rule (generally, the manufacture or transport of organic solvents or any source operation that is subject to or exempted by another District rule). The purpose of this rule is to limit VOC emissions from the use of organic solvents. EPA finalized approval of the 2007 amendments to Rule 4661 on May 5, 2010 and deemed this rule as being at least as stringent as established RACT requirements.⁷³

C.44.3 How does District Rule 4661 compare with federal rules and regulations?

C.44.3.1 EPA – Control Technique Guidelines (CTG)

C.44.3.1.1 CTG - EPA-453/R-06-001 2006/09 (Control Techniques Guidelines for Industrial Cleaning Solvents)

The requirements of Rule 4661 are as stringent as or more stringent than the requirements in the CTG.

C.44.3.2 EPA – Alternative Control Technology (ACT)

C.44.3.2.1 ACT - EPA-453/R-94-015 1994/02 (Industrial Cleaning Solvents)

The requirements of Rule 4661 are as stringent as or more stringent than the requirements in the ACT.

C.44.3.3 Standards of Performance for New Stationary Sources (NSPS)

EPA NSPS requirements are not applicable to this source category.

⁷³ 75 FR 24406, <http://www.gpo.gov/fdsys/pkg/FR-2010-05-05/pdf/2010-10402.pdf>

C.44.3.4 National Emission Standards for Hazardous Air Pollutants (NESHAPs) and Maximum Achievable Control Technologies (MACTs)**C.44.3.4.1 NESHAP/MACT – 40 CFR 63 Subpart T (National Emission Standards for HAPs: Halogenated Solvent Cleaning)**

The requirements of Rule 4661 are as stringent as or more stringent than the requirements in the NESHAP.

C.44.4 How does District Rule 4661 compare with California State regulations?

There are no state regulations applicable to this source category.

C.44.5 How does District Rule 4661 compare to regulations from other air districts?**C.44.5.1 Bay Area AQMD****C.44.5.1.1 Regulation 8 Rule 11 (Metal Container, Closure and Coil Coating)**

No requirements in Rule 8-11 are more stringent than those in Rule 4661.

C.44.5.2 Sacramento Metro AQMD**C.44.5.2.1 SMAQMD Rule 441 (Organic Solvents)**

The requirements in Rule 4661 are as stringent as or more stringent than those in Rule 441.

C.44.5.3 South Coast AQMD**C.44.5.3.1 SCAQMD Rule 1171 (Solvent Cleaning Operation)**

The requirements in Rule 4661 are as stringent as or more stringent than those in Rule 1171.

C.44.5.4 Ventura County APCD

There are no analogous rules for this source category.

C.44.6 Potential Emission Reduction Opportunities

No additional emission reduction opportunities have been identified at this time.

C.44.7 Evaluation Findings

Rule 4661 currently has in place the most stringent measures feasible to implement in the Valley and therefore meets or exceeds federal RACT requirements for this source category. As the District continues to develop future attainment plans to address

increasingly stringent federal air quality standards, this source category will be re-evaluated for additional potential opportunities to reduce emissions.

C.45 RULE 4662 ORGANIC SOLVENTS DEGREASING OPERATIONS

C.45.1 Emissions Inventory (Summer Average – Tons per day)

	2012	2015	2018	2021	2024	2027	2029	2030	2031
NOx	0.00	0.00	0.00	0.00	0.00	0.00	0.00	0.00	0.00
VOC	1.05	1.05	1.06	1.06	1.06	1.07	1.08	1.08	1.08

C.45.2 District Rule 4662 Description

This rule applies to all organic solvent degreasing operations. The purpose of this rule is to limit VOC emissions and hazardous air pollutant emissions from these operations. EPA finalized approval of the 2007 amendments to Rule 4662 on July 30, 2009 and deemed this rule as being at least as stringent as established RACT requirements.⁷⁴

C.45.3 How does District Rule 4662 compare with federal rules and regulations?

C.45.3.1 EPA – Control Technique Guidelines (CTG)

C.45.3.1.1 CTG - EPA 450/2-77-022 1977/11 (Control of Volatile Organic Emissions from Solvent Metal Cleaning)

The requirements of Rule 4662 are as stringent as or more stringent than the requirements in the CTG.

C.45.3.1.2 CTG - EPA 453/R-06-001 Control Technique Guidelines for Industrial Cleaning Solvents

The requirements of Rule 4662 are as stringent as or more stringent than the requirements in the CTG.

C.45.3.2 EPA – Alternative Control Technology (ACT)

EPA ACT requirements are not applicable to this source category.

C.45.3.3 Standards of Performance for New Stationary Sources (NSPS)

EPA NSPS requirements are not applicable to this source category.

C.45.3.4 National Emission Standards for Hazardous Air Pollutants (NESHAPs) and Maximum Achievable Control Technologies (MACTs)

EPA NESHAP and MACT requirements are not applicable to this source category.

⁷⁴ 74 FR 37948, <http://www.gpo.gov/fdsys/pkg/FR-2009-07-30/pdf/E9-18001.pdf>

C.45.4 How does District Rule 4662 compare with California State regulations?

There are no state regulations applicable to this source category.

C.45.5 How does District Rule 4662 compare to regulations from other air districts?**C.45.5.1 Bay Area AQMD****C.45.5.1.1 Regulation 8 Rule 16 (Solvent Cleaning Operations)**

BAAQMD does not have a rule that specifically covers organic solvent degreasing operations, but conveyorized solvent cleaner operation requirements are included in Regulation 8, Rule 16 (Solvent Cleaning Operations). The requirements in Rule 4662 are as stringent as or more stringent than those in Rule 8-16.

C.45.5.2 Sacramento Metro AQMD**C.45.5.2.1 SMAQMD Rule 454 (Degreasing Operations)**

The requirements of Rule 4663 are as stringent as or more stringent than the requirements in rule 454.

C.45.5.3 South Coast AQMD**C.45.5.3.1 SCAQMD Rule 1122 (Solvent Degreasers)**

The requirements of Rule 4663 are as stringent as or more stringent than the requirements in rule 1122.

C.45.5.4 Ventura County APCD**C.45.5.4.1 Rule 74.6 (Surface Cleaning and Degreasing)**

The requirements of Rule 4663 are as stringent as or more stringent than the requirements in rule 74.6.

C.45.6 Potential Emission Reduction Opportunities

No additional emissions reductions opportunities have been identified at this time. This determination is further supported by the District's 2013 Plan for the Revoked 1-hour Ozone Standard,⁷⁵ as approved by EPA.⁷⁶

C.45.7 Evaluation Findings

⁷⁵ SJVAPCD. 2013 Plan for the Revoked 1-Hour Ozone Standard. (2013, September 19). Retrieved from: http://www.valleyair.org/Air_Quality_Plans/OzoneOneHourPlan2013/AdoptedPlan.pdf

⁷⁶ EPA. Clean Air Plans; 1-Hour and 1997 8-Hour Ozone Nonattainment Area Requirements; San Joaquin Valley, California; final rule. 81 Fed. Reg. 65, pp. 19492 – 19495. (2016, April 5) (to be codified at 40 CFR Part 52).

Rule 4662 currently has in place the most stringent measures feasible to implement in the Valley and therefore meets or exceeds federal RACT requirements for this source category. As the District continues to develop future attainment plans to address increasingly stringent federal air quality standards, this source category will be re-evaluated for additional potential opportunities to reduce emissions.

C.46 RULE 4663 ORGANIC SOLVENT CLEANING, STORAGE, AND DISPOSAL

C.46.1 Emissions Inventory (Summer Average – Tons per day)

	2012	2015	2018	2021	2024	2027	2029	2030	2031
NOx	0.00	0.00	0.00	0.00	0.00	0.00	0.00	0.00	0.00
VOC	0.62	0.66	0.71	0.74	0.8	0.82	0.86	0.87	0.87

C.46.2 District Rule 4663 Description

This rule applies to organic solvent cleaning performed outside a degreaser during the production, repair, maintenance, or servicing of parts, products, tools, machinery, equipment, or in general work areas at stationary sources. This rule also applies to the storage and disposal of all solvents and waste solvent materials at stationary sources. The purpose of this rule is to limit VOC emissions from these processes. EPA finalized approval of the 2007 amendments to Rule 4663 on July 30, 2009 and deemed this rule as being at least as stringent as established RACT requirements.⁷⁷

C.46.3 How does District Rule 4663 compare with federal rules and regulations?

C.46.3.1 EPA – Control Technique Guidelines (CTG)

C.46.3.1.1 CTG - EPA-453/R-06-001 2006/09 (Control Techniques Guidelines for Industrial Cleaning Solvents)

The requirements of Rule 4663 are as stringent as or more stringent than the requirements in the CTG.

C.46.3.2 EPA – Alternative Control Technology (ACT)

C.46.3.2.1 ACT - EPA-453/R-94-015 1994/02 (Alternative Control Techniques Document--Industrial Cleaning Solvents)

The requirements of Rule 4663 are as stringent as or more stringent than the requirements in the ACT.

C.46.3.3 Standards of Performance for New Stationary Sources (NSPS)

EPA NSPS requirements are not applicable to this source category.

C.46.3.4 National Emission Standards for Hazardous Air Pollutants (NESHAPs) and Maximum Achievable Control Technologies (MACTs)

⁷⁷ FR 74 37948, <http://www.gpo.gov/fdsys/pkg/FR-2009-07-30/pdf/E9-18001.pdf>

EPA NESHAP and MACT requirements are not applicable to this source category.

C.46.4 How does District Rule 4663 compare with California State regulations?

There are no state regulations applicable to this source category.

C.46.5 How does District Rule 4663 compare to regulations from other air districts?

C.46.5.1 Bay Area AQMD

C.46.5.1.1 Regulation 8 Rule 16 (Solvent Cleaning Operations)

The requirements in Rule 4663 are as stringent as or more stringent than those in Rule 8-16.

C.46.5.2 Sacramento Metro AQMD

C.46.5.2.1 SMAQMD Rule 441 (Organic Solvents)

The requirements in Rule 4663 are as stringent as or more stringent than those in Rule 441.

C.46.5.3 South Coast AQMD

C.46.5.3.1 SCAQMD Rule 1171(Solvent Cleaning Operation)

The requirements in Rule 4663 are as stringent as or more stringent than those in Rule 1171.

C.46.5.4 Ventura County APCD

There are no analogous rules for this source category.

C.46.6 Potential Emission Reduction Opportunities

No additional emission reduction opportunities have been identified at this time.

C.46.7 Evaluation Findings

Rule 4663 currently has in place the most stringent measures feasible to implement in the Valley and therefore meets or exceeds federal RACT requirements for this source category. As the District continues to develop future attainment plans to address increasingly stringent federal air quality standards, this source category will be re-evaluated for additional potential opportunities to reduce emissions.

C.47 RULE 4672 PETROLEUM SOLVENT DRY CLEANING OPERATIONS

C.47.1 Emissions Inventory (Summer Average – Tons per day)

	2012	2015	2018	2021	2024	2027	2029	2030	2031
NOx	0.05	0.05	0.05	0.06	0.06	0.06	0.06	0.06	0.07
VOC	0.00	0.00	0.00	0.00	0.00	0.00	0.00	0.00	0.00

C.47.2 District Rule 4672 Description

This rule applies to petroleum solvent washers, dryers, solvent filters, settling tanks, vacuum stills, and other containers and conveyors of petroleum solvents used in petroleum solvent dry cleaning facilities. The purpose of this rule is to limit VOC emissions from petroleum solvent dry cleaning operations.

EPA finalized approval of the 1992 amendments to Rule 4672 on March 9, 2010 and deemed this rule as being at least as stringent as established RACT requirements: 75 FR 10690, <http://www.gpo.gov/fdsys/pkg/FR-2010-03-09/pdf/2010-4967.pdf> EPA finalized a partial approval/partial disapproval of the 2009 RACT SIP on January 10, 2012 and deemed this rule as still being at least as stringent as established RACT requirements: 77 FR 1417, <http://www.gpo.gov/fdsys/pkg/FR-2012-01-10/pdf/2012-139.pdf>

C.47.3 How does District Rule 4672 compare with federal rules and regulations?

C.47.3.1 EPA – Control Technique Guidelines (CTG)

EPA CTG requirements are not applicable to this source category.

C.47.3.2 EPA – Alternative Control Technology (ACT)

EPA ACT requirements are not applicable to this source category.

C.47.3.3 Standards of Performance for New Stationary Sources (NSPS)

C.47.3.3.1 NSPS – 40 CFR 60 Subpart JJJ (Standards of Performance for Petroleum Dry Cleaners)

The requirements of Rule 4672 are as stringent as or more stringent than the requirements in the NSPS.

C.47.3.4 National Emission Standards for Hazardous Air Pollutants (NESHAPs) and Maximum Achievable Control Technologies (MACTs)

EPA NESHAP and MACT requirements are not applicable to this source category.

C.47.4 How does District Rule 4672 compare with California State regulations?

There are no state regulations applicable to this source category.

C.47.5 How does District Rule 4672 compare to regulations from other air districts?**C.47.5.1 Bay Area AQMD****C.47.5.1.1 Regulation 8 Rule 17 (Petroleum Dry Cleaning Operations)**

The requirements in Rule 4672 are as stringent as or more stringent than those in Rule 8-17.

C.47.5.2 Sacramento Metro AQMD**C.47.5.2.1 Rule 444 (Petroleum Solvent Dry Cleaning)**

The requirements in Rule 4672 are as stringent as or more stringent than those in Rule 444.

C.47.5.3 South Coast AQMD**C.47.5.3.1 Rule 1102 (Dry Cleaners Using Solvent Other Than Perchloroethylene)**

The requirements in Rule 4672 are as stringent as or more stringent than those in Rule 1102.

C.47.5.4 Ventura County APCD**C.47.5.4.1 Rule 74.5.1 (Petroleum Solvent Dry Cleaning)**

The requirements in Rule 4672 are as stringent as or more stringent than those in Rule 74.5.1.

C.47.6 Potential Emission Reduction Opportunities

No additional emission reduction opportunities have been identified at this time.

C.47.7 Evaluation Findings

Rule 4672 currently has in place the most stringent measures feasible to implement in the Valley and therefore meets or exceeds federal RACT requirements for this source category. As the District continues to develop future attainment plans to address increasingly stringent federal air quality standards, this source category will be re-evaluated for additional potential opportunities to reduce emissions.

C.48 RULE 4681 RUBBER TIRE MANUFACTURING

C.48.1 Emissions Inventory (Summer Average – Tons per day)

	2012	2015	2018	2021	2024	2027	2029	2030	2031
NOx	0.00	0.00	0.00	0.00	0.00	0.00	0.00	0.00	0.00
VOC	0.00	0.01	0.01	0.01	0.01	0.01	0.01	0.01	0.01

There are no sources in the Valley. There are no emissions from this source category.

C.48.2 District Rule 4681 Description

This rule applies to rubber tire and recapping tread stock manufacturing facilities. The purpose of this rule is to limit emissions of VOC from these facilities.

EPA finalized approval of the 1993 amendments to Rule 4681 on August 17, 1998 and deemed this rule as being at least as stringent as then established RACT requirements.⁷⁸

The District adopted a Negative Declaration on December 16, 2010 to satisfy Clean Air Act CTG RACT requirements for this source category. There are currently no rubber tire manufacturers operating in the Valley. Any rubber tire manufacturers beginning operation in the Valley in the future would be required to go beyond CTG RACT requirements and meet District BACT requirements, per District Rules 2201 (New and Modified Stationary Source Review Rule).

C.48.3 How does District Rule 4681 compare with federal rules and regulations?

C.48.3.1 EPA – Control Technique Guidelines (CTG)

C.48.3.1.1 CTG – EPA-450-2-78-030 (Control of Volatile Organic Emissions from Manufacture of Pneumatic Rubber Tires)

The requirements of Rule 4681 are as stringent as or more stringent than the requirements in the CTG.

C.48.3.2 EPA – Alternative Control Technology (ACT)

EPA ACT requirements are not applicable to this source category.

⁷⁸ 63 FR 43881, <http://www.gpo.gov/fdsys/pkg/FR-1998-08-17/pdf/98-21900.pdf>

C.48.3.3 Standards of Performance for New Stationary Sources (NSPS)**C.48.3.3.1 NSPS – 40 CFR 60 Subpart BBB (Standards of Performance for the Rubber Tire Manufacturing Industry)**

The requirements of Rule 4681 are as stringent as or more stringent than the requirements in the NSPS.

C.48.3.4 National Emission Standards for Hazardous Air Pollutants (NESHAPs) and Maximum Achievable Control Technologies (MACTs)

EPA NESHAP and MACT requirements are not applicable to this source category.

C.48.4 How does District Rule 4681 compare with California State regulations?

There are no state regulations applicable to this source category.

C.48.5 How does District Rule 4681 compare to regulations from other air districts?**C.48.5.1 Bay Area AQMD**

There are no analogous rules for this source category.

C.48.5.2 Sacramento Metro AQMD

There are no analogous rules for this source category.

C.48.5.3 South Coast AQMD

There are no analogous rules for this source category.

C.48.5.4 Ventura County APCD

There are no analogous rules for this source category.

C.48.6 Potential Emission Reduction Opportunities

No additional emission reduction opportunities have been identified at this time.

C.48.7 Evaluation Findings

There are no rubber tire manufacturers in operation in the Valley, nor are any expected to be operated in the Valley in the future. However, if any rubber tire manufacturers were to begin operating in the Valley, it would be required to meet District BACT requirements, which by definition are beyond RACT. As such, Rule 4681 meets or exceeds federal RACT requirements for this source category.

C.49 RULE 4682 POLYSTYRENE, POLYETHYLENE, AND POLYPROPYLENE PRODUCTS MANUFACTURING

C.49.1 Emissions Inventory (Summer Average – Tons per day)

	2012	2015	2018	2021	2024	2027	2029	2030	2031
NOx	0.00	0.00	0.00	0.00	0.00	0.00	0.00	0.00	0.00
VOC	0.30	0.31	0.32	0.34	0.36	0.39	0.41	0.42	0.42

C.49.2 District Rule 4682 Description

The provisions of this rule apply to the manufacturing, processing, and storage of products composed of polystyrene, polyethylene, or polypropylene. The purpose of this rule is to limit emissions of VOCs, trichlorofluoromethane, and dichlorofluoromethane from this source category. EPA finalized approval of the 2011 amendments to Rule 4682 on September 20, 2012 and deemed this rule as being at least as stringent as established RACT requirements.⁷⁹

C.49.3 How does District Rule 4682 compare with federal rules and regulations?

C.49.3.1 EPA – Control Technique Guidelines (CTG)

There are two federal CTGs guidelines that regulate the manufacturing of raw polystyrene, polyethylene, and polypropylene. The facilities subject to Rule 4682 use these raw materials in their manufacturing processes, but do not manufacture such material on site; as such, these regulations do not apply to this source category. EPA CTG requirements are not applicable to this source category.

C.49.3.2 EPA – Alternative Control Technology (ACT)

C.49.3.2.1 ACT – EPA-450/3-90-020 (Control of VOC Emissions from Polystyrene Foam Manufacturing)

The requirements of Rule 4682 are as stringent as or more stringent than the requirements in the ACT.

C.49.3.3 Standards of Performance for New Stationary Sources (NSPS)

⁷⁹ 77 FR 58312, <http://www.gpo.gov/fdsys/pkg/FR-2012-09-20/pdf/2012-21218.pdf>

C.49.3.3.1 NSPS – 40 CFR Part 60 Subpart DDD (Standards of Performance for Volatile Organic Compound (VOC) Emissions from the Polymer Manufacturing Industry)

There is a NSPS guideline that regulates the manufacturing of raw polystyrene, polyethylene, and polypropylene. The facilities subject to Rule 4682 use these raw materials in their manufacturing processes, but do not manufacture such material on site; as such, these regulations do not apply to this source category.

C.49.3.4 National Emission Standards for Hazardous Air Pollutants (NESHAPs) and Maximum Achievable Control Technologies (MACTs)

EPA NESHAP and MACT requirements are not applicable to this source category.

C.49.4 How does District Rule 4682 compare with California State regulations?

There are no state regulations applicable to this source category.

C.49.5 How does District Rule 4682 compare to regulations from other air districts?

C.49.5.1 Bay Area AQMD

C.49.5.1.1 Regulation 8 Rule 52 (Polystyrene, Polypropylene and Polyethylene Foam Product Manufacturing Operations)

The requirements in Rule 4682 are as stringent as or more stringent than those in Rule 8.

C.49.5.2 Sacramento Metro AQMD

There are no analogous rules for this source category.

C.49.5.3 South Coast AQMD

C.49.5.3.1 SCAQMD Rule 1175 (Control of Emissions from the Manufacture of Polymeric Cellular (Foam) Products)

The requirements in Rule 4682 are as stringent as or more stringent than those in Rule 1175.

C.49.5.4 Ventura County APCD

There are no analogous rules for this source category.

C.49.6 Potential Emission Reduction Opportunities

No additional emission reduction opportunities have been identified at this time.

C.49.7 Evaluation Findings

Rule 4682 currently has in place the most stringent measures feasible to implement in the Valley and therefore meets or exceeds federal RACT requirements for this source category. As the District continues to develop future attainment plans to address increasingly stringent federal air quality standards, this source category will be re-evaluated for additional potential opportunities to reduce emissions.

C.50 RULE 4684 POLYESTER RESIN OPERATIONS

C.50.1 Emissions Inventory (Summer Average – Tons per day)

	2012	2015	2018	2021	2024	2027	2029	2030	2031
NOx	0.00	0.00	0.00	0.00	0.00	0.00	0.00	0.00	0.00
VOC	0.23	0.24	0.24	0.26	0.28	0.30	0.31	0.32	0.33

C.50.2 District Rule 4684 Description

The provisions of this rule apply to commercial and industrial polyester resin operations, fiberglass boat manufacturing operations, organic solvent cleaning, and the storage and disposal of all solvents and waste solvent materials associated with such operations. The purpose of this rule is to reduce VOC emissions from these operations.

EPA finalized approval of the 2011 amendments to Rule 4684 on February 6, 2012 and deemed this rule as being at least as stringent as established RACT requirements.⁸⁰ Rule 4684 was recently amended in 2011 to add new specialty coating categories, lower VOC limits, and raise control system effectiveness limits to match existing limits in other air districts. There were no additional feasible emission reduction opportunities that were identified at that time.

C.50.3 How does District Rule 4684 compare with federal rules and regulations?

C.50.3.1 EPA – Control Technique Guidelines (CTG)

C.50.3.1.1 CTG – EPA-450/3-83-006 (Control of Volatile Organic Compound Emissions from Manufacture of High-Density Polyethylene, Polypropylene, and Polystyrene Resins)

The requirements of Rule 4684 are as stringent as or more stringent than the requirements in the CTG.

C.50.3.1.2 CTG – EPA-453/R-08-004 (Control Technique for Fiberglass Boat Manufacturing Materials)

The requirements of Rule 4684 are as stringent as or more stringent than the requirements in the CTG.

C.50.3.2 EPA – Alternative Control Technology (ACT)

EPA ACT requirements are not applicable to this source category.

⁸⁰ 77 FR 5709, <http://www.gpo.gov/fdsys/pkg/FR-2012-02-06/pdf/2012-2599.pdf>

C.50.3.3 Standards of Performance for New Stationary Sources (NSPS)

EPA NSPS requirements are not applicable to this source category.

C.50.3.4 National Emission Standards for Hazardous Air Pollutants (NESHAPs) and Maximum Achievable Control Technologies (MACTs)**C.50.3.4.1 NESHAP/MACT – 40 CFR Part 61 Subpart VVVV (National Emission Standards for Hazardous Air Pollutants for Boat Manufacturing)**

The requirements of Rule 4684 are as stringent as or more stringent than the requirements in the NESHAP/MACT.

C.50.4 How does District Rule 4684 compare with California State regulations?

There are no state regulations applicable to this source category.

C.50.5 How does District Rule 4684 compare to regulations from other air districts?**C.50.5.1 Bay Area AQMD****C.50.5.1.1 Regulation 8 Rule 50 (Polyester Resin Operations)**

The requirements in Rule 4684 are as stringent as or more stringent than those in Rule 8-50.

C.50.5.2 Sacramento Metro AQMD**C.50.5.2.1 Rule 465 (Polyester Resin Operations)**

The requirements in Rule 4684 are as stringent as or more stringent than those in Rule 465.

C.50.5.3 South Coast AQMD**C.50.5.3.1 Rule 1162 (Polyester Resin Operations)**

The requirements in Rule 4684 are as stringent as or more stringent than those in Rule 1162.

C.50.5.4 Ventura County APCD**C.50.5.4.1 Rule 74.14 (Polyester Resin Material Operations)**

The requirements in Rule 4684 are as stringent as or more stringent than those in Rule 74.14.

C.50.6 Potential Emission Reduction Opportunities

No additional emission reduction opportunities have been identified at this time.

C.50.7 Evaluation Findings

Rule 4684 currently has in place the most stringent measures feasible to implement in the Valley and therefore meets or exceeds federal RACT requirements for this source category. As the District continues to develop future attainment plans to address increasingly stringent federal air quality standards, this source category will be re-evaluated for additional potential opportunities to reduce emissions.

C.51 RULE 4691 VEGETABLE OIL PROCESSING OPERATIONS

C.51.1 Emissions Inventory (Summer Average – Tons per day)

	2012	2015	2018	2021	2024	2027	2029	2030	2031
NOx	0.00	0.00	0.00	0.00	0.00	0.00	0.00	0.00	0.00
VOC	0.00	0.00	0.00	0.00	0.00	0.00	0.00	0.00	0.00

C.51.2 District Rule 4691 Description

This rule applies to facilities that extract oil from vegetable sources such as cottonseeds and corn. The purpose of this rule is to limit VOC emissions from vegetable oil processing operations. EPA finalized approval of the original 1991 District Rule 461.2 (Vegetable Oil Processing Operations), which subsequently became District Rule 4691, on January 18, 1994.⁸¹

C.51.3 How does District Rule 4691 compare with federal rules and regulations?

C.51.3.1 EPA – Control Technique Guidelines (CTG)

EPA CTG requirements are not applicable to this source category.

C.51.3.2 EPA – Alternative Control Technology (ACT)

EPA ACT requirements are not applicable to this source category.

C.51.3.3 Standards of Performance for New Stationary Sources (NSPS)

EPA NSPS requirements are not applicable to this source category.

C.51.3.4 National Emission Standards for Hazardous Air Pollutants (NESHAPs) and Maximum Achievable Control Technologies (MACTs)

C.51.4 EPA NESHAP/MACT requirements are not applicable to this source category. How does District Rule 4691 compare with California State regulations?

There are no state regulations applicable to this source category.

C.51.5 How does District Rule 4691 compare to regulations from other air districts?

⁸¹ 59 FR 2535, <http://www.gpo.gov/fdsys/pkg/FR-1994-01-18/html/94-1059.htm>

C.51.5.1 Bay Area AQMD**C.51.5.1.1 Regulation 8 Rule 41 (Vegetable Oil Manufacturing Operations)**

The requirements in Rule 4691 are as stringent as or more stringent than those in Rule 8-41.

C.51.5.2 Sacramento Metro AQMD

There are no analogous rules for this source category.

C.51.5.3 South Coast AQMD

There are no analogous rules for this source category.

C.51.5.4 Ventura County APCD

There are no analogous rules for this source category.

C.51.6 Potential Emission Reduction Opportunities

No additional emission reduction opportunities have been identified at this time.

C.51.7 Evaluation Findings

Rule 4691 currently has in place the most stringent measures feasible to implement in the Valley and therefore meets or exceeds federal RACT requirements for this source category. As the District continues to develop future attainment plans to address increasingly stringent federal air quality standards, this source category will be re-evaluated for additional potential opportunities to reduce emissions.

C.52 RULE 4692 COMMERCIAL CHARBROILERS

C.52.1 Emissions Inventory (Summer Average – Tons per day)

	2012	2015	2018	2021	2024	2027	2029	2030	2031
NOx	0.00	0.00	0.00	0.00	0.00	0.00	0.00	0.00	0.00
VOC	0.39	0.41	0.43	0.45	0.47	0.49	0.51	0.51	0.52

C.52.2 District Rule 4692 Description

The Rule 4692 source category includes charbroiling equipment located in restaurants, including hospitals, educational institutions, military, and government facilities. The purpose of this rule is to limit VOC and PM emissions from commercial charbroiling.

The original rule, adopted in March 2002, reduced PM_{2.5} emissions from chain-driven charbroilers by 84%. The September 2009 rule amendment expanded rule applicability to more chain-driven charbroilers, reducing 25% of the remaining PM_{2.5} chain-driven charbroiler emissions. EPA finalized approval for Rule 4692 on November 3, 2011.

C.52.3 How does District Rule 4692 compare with federal rules and regulations?

C.52.3.1 EPA – Control Technique Guidelines (CTG)

EPA CTG requirements are not applicable to this source category.

C.52.3.2 EPA – Alternative Control Technology (ACT)

EPA ACT requirements are not applicable to this source category.

C.52.3.3 Standards of Performance for New Stationary Sources (NSPS)

EPA NSPS requirements are not applicable to this source category.

C.52.3.4 National Emission Standards for Hazardous Air Pollutants (NESHAPs) and Maximum Achievable Control Technologies (MACTs)

EPA NESHAP and MACT requirements are not applicable to this source category.

C.52.4 How does District Rule 4692 compare with California State regulations?

There are no state regulations applicable to this source category.

C.52.5 How does District Rule 4692 compare to regulations from other air districts?

C.52.5.1 Bay Area AQMD

C.52.5.1.1 Regulation 6 Rule 2 (Commercial Cooking Equipment)

BAAQMD Regulation 6 Rule 2 regulates both chain-driven and under-fired units. Newly installed under-fired units with more than 10 square feet of cooking area are required to limit emissions to 1 lb of PM10 per 1,000 lbs of cooked beef. Effective January 2013, the same emissions requirements also apply to pre-existing units. However, as the BAAQMD rule is implemented, a significant portion of under-fired charbroilers are below the applicability thresholds for grill size or amount of food cooked, and are thus exempt from rule requirements. In addition, BAAQMD has been unable to enforce this rule because no control technologies have been certified.

The applicability thresholds for grill size in District Rule 4692 are lower than those in BAAQMD Regulation 6 Rule 2. However, because BAAQMD Regulation 6 Rule 2 is not currently being enforced for under-fired charbroilers, District Rule 4692 is effectively more stringent.

C.52.5.2 Sacramento Metro AQMD

Sacramento Metro AQMD has no analogous rules for this source category.

C.52.5.3 South Coast AQMD

South Coast AQMD has no analogous rules for this source category.

C.52.5.4 Ventura County APCD

C.52.5.4.1 Rule 74.25 (Restaurant Cooking Operations)

The District evaluated the requirements contained within VCAPCD's Rule 74.25 and found no requirements more stringent than those already in Rule 4692.

C.52.6 Potential Emission Reduction Opportunities

Under-fired charbroiler technologies are still un-tested in real-life applications and need further evaluation and demonstration at Valley restaurants before these technologies can be considered as requirements to Rule 4692. Technological feasibility issues and logistical issues such as the need to modify hoods and exhaust systems and reinforce roof supports in addition to the purchase, installation, maintenance, and labor costs must all be evaluated.

During the summer of 2015 the Governing Board approved \$750,000 to fund the Restaurant Charbroiler Technology Partnership (RCTP) program which provides funding for restaurants to install particulate control systems for under-fired charbroilers as demonstration projects to assess their feasibility and effectiveness. This information will assist in evaluating potential amendments to Rule 4692. The first demonstration

unit funded under the RCTP program started operation in September 2015. Several additional projects are expected to be funded in the near future.

At this time, no additional potential emission reduction opportunities are available for this source category.

C.52.7 Evaluation Findings

According to the federal CAA §182(b)(2) and (f), this source category is not subject to federal RACT requirements, because this source category has no sources subject to EPA CTGs and are not “major sources” of VOCs and NO_x, as confirmed by EPA in the Technical Support Document (TSD) for the partial approval of the Districts 2009 RACT SIP.⁸² However, pursuant to the District’s No Stone Left Unturned philosophy, Rule 4692 was evaluated as a part of this plan development effort.

Rule 4692 currently has the most stringent control requirements. The District has no recommendations for future actions from this source category as a part of this attainment plan. As the District continues to develop future attainment plans to address increasingly stringent federal air quality standards, this source category will be re-evaluated for additional potential opportunities to reduce emissions.

⁸² U.S. EPA. Region IX Air Division. Technical Support Document for EPA’s Notice of Proposed Rulemaking for the California State Implementation Plan. Prepared by Stanley Tong. (2011, August 29). <https://www.regulations.gov/#!documentDetail;D=EPA-R09-OAR-2011-0723-0006>

C.53 RULE 4693 BAKERY OVENS

C.53.1 Emissions Inventory (Summer Average – Tons per day)

	2012	2015	2018	2021	2024	2027	2029	2030	2031
NOx	0.00	0.00	0.00	0.00	0.00	0.00	0.00	0.00	0.00
VOC	0.31	0.32	0.34	0.36	0.37	0.39	0.40	0.41	0.41

C.53.2 District Rule 4693 Description

The requirements of this rule apply to bakery ovens operated at major source facilities, which emit VOCs during the baking of yeast-leavened products. The purpose of this rule is to limit VOC emissions from these sources. EPA finalized approval of the 2002 adoption of Rule 4693 on April 26, 2004 and deemed this rule as being at least as stringent as established RACT requirements.⁸³

C.53.3 How does District Rule 4693 compare with federal rules and regulations?

C.53.3.1 EPA – Control Technique Guidelines (CTG)

EPA CTG requirements are not applicable to this source category.

C.53.3.2 EPA – Alternative Control Technology (ACT)

C.53.3.2.1 ACT – EPA-453/R-92-017 (Alternative Control Technology Document for Bakery Oven Emissions)

The requirements of Rule 4691 are as stringent as or more stringent than the requirements in the ACT.

C.53.3.3 Standards of Performance for New Stationary Sources (NSPS)

EPA NSPS requirements are not applicable to this source category.

C.53.3.4 National Emission Standards for Hazardous Air Pollutants (NESHAPs) and Maximum Achievable Control Technologies (MACTs)

EPA NESHAP and MACT requirements are not applicable to this source category.

C.53.4 How does District Rule 4693 compare with California State regulations?

There are no state regulations applicable to this source category.

⁸³ 69 FR 22441, <http://www.gpo.gov/fdsys/pkg/FR-2004-04-26/pdf/04-9279.pdf>

C.53.5 How does District Rule 4693 compare to regulations from other air districts?**C.53.5.1 Bay Area AQMD****C.53.5.1.1 Regulation 8 Rule 42 (Large Commercial Bread Bakeries)**

The requirements in Rule 4693 are as stringent as or more stringent than those in Rule 8-42.

C.53.5.2 Sacramento Metro AQMD**C.53.5.2.1 SMAQMD Rule 458 (Large Commercial Bread Bakeries)**

The requirements in Rule 4693 are as stringent as or more stringent than those in Rule 458.

C.53.5.3 South Coast AQMD**C.53.5.3.1 SCAQMD Rule 1153 (Commercial Bakery Ovens)**

The requirements in Rule 4693 are as stringent as or more stringent than those in Rule 1153.

C.53.5.4 Ventura County APCD

There are no analogous rules for this source category.

C.53.6 Potential Emission Reduction Opportunities

No additional emissions reductions opportunities have been identified at this time. This determination is further supported by the District's 2013 Plan for the Revoked 1-hour Ozone Standard,⁸⁴ as approved by EPA.⁸⁵

C.53.7 Evaluation Findings

Rule 4693 currently has in place the most stringent measures feasible to implement in the Valley and therefore meets or exceeds federal RACT requirements for this source category. As the District continues to develop future attainment plans to address increasingly stringent federal air quality standards, this source category will be re-evaluated for additional potential opportunities to reduce emissions.

⁸⁴ SJVAPCD. 2013 Plan for the Revoked 1-Hour Ozone Standard. (2013, September 19). Retrieved from: http://www.valleyair.org/Air_Quality_Plans/OzoneOneHourPlan2013/AdoptedPlan.pdf

⁸⁵ EPA. Clean Air Plans; 1-Hour and 1997 8-Hour Ozone Nonattainment Area Requirements; San Joaquin Valley, California; final rule. 81 Fed. Reg. 65, pp. 19492 – 19495. (2016, April 5) (to be codified at 40 CFR Part 52).

C.54 RULE 4694 WINE FERMENTATION AND STORAGE TANKS

C.54.1 Emissions Inventory (Summer Average – Tons per day)

	2012	2015	2018	2021	2024	2027	2029	2030	2031
NOx	0.00	0.00	0.00	0.00	0.00	0.00	0.00	0.00	0.00
VOC	3.56	3.72	3.98	4.18	4.35	4.50	4.58	4.61	4.64

C.54.2 District Rule 4694 Description

Rule 4694 was adopted on December 15, 2005 to reduce VOC emissions from the fermentation and bulk storage of wine, or achieve equivalent reductions from alternative emission sources. This rule is applicable to any winery fermenting wine and/or storing bulk containers with the exception of wineries with baseline fermentation emissions of less than 10 tpy or is limited by a District permit condition to a Potential To Emit of less than 10 tpy VOC emissions from fermentation, or storage tanks made of concrete and/or wood.

The rule requires facilities to reduce the VOC emissions from fermentation by 35% of their baseline emissions annually. Tanks over 5,000 gallons in volume must be equipped with pressure/vacuum relieve valves operating within 10% of the maximum allowable working pressure of the tank, and the temperature of stored wine must be maintained at or below 75 degrees Fahrenheit. The rule exempts storage tanks constructed primarily of concrete or wood and wineries that emit less than 10 tons of VOC per year.

General Process Description

Wine making involves three major steps: grapes are harvested, crushed, and then fermented. Rule 4694 focuses on the third step of this process, wine fermentation which is typically a batch process. The majority of the volume of the State of California's wine production occurs in the Valley. The majority of wine production in the Valley occurs at large wineries, with annual wine production capacities of tens of millions of gallons. Wine fermentation is a significant industry in the Valley with total projected emissions of 4.64 tpd of VOC in 2031.

Ethanol is the primary VOC produced during wine fermentation. Many different types of established technologies can be used to control ethanol emissions. Five types of VOC controls are:

1. Oxidation (conversion of the VOC to CO₂);
2. Absorption ("scrubbers", which transfer the VOC in air emissions to a liquid waste stream);
3. Adsorption (often using activated carbon, which transfers the VOC in the air onto a solid substrate);

4. Condensation (conversion of the VOC gases into liquids); and
5. Biological control systems (e.g., bio-filters or bio-scrubbers)

C.54.3 How does District Rule 4691 compare with federal rules and regulations?

C.54.3.1 EPA – Control Technique Guidelines (CTG)

EPA CTG requirements are not applicable to this source category.

C.54.3.2 EPA – Alternative Control Technology (ACT)

EPA ACT requirements are not applicable to this source category.

C.54.3.3 Standards of Performance for New Stationary Sources (NSPS)

EPA NSPS requirements are not applicable to this source category.

C.54.3.4 National Emission Standards for Hazardous Air Pollutants (NESHAPs) and Maximum Achievable Control Technologies (MACTs)

EPA NESHAP and MACT requirements are not applicable to this source category.

C.54.4 How does District Rule 4694 compare with California State regulations?

There are no state regulations applicable to this source category.

C.54.5 How does District Rule 4694 compare to regulations from other air districts?

C.54.5.1 Bay Area AQMD

There are no analogous rules for this source category.

C.54.5.2 Sacramento Metro AQMD

There are no analogous rules for this source category.

C.54.5.3 South Coast AQMD

There are no analogous rules for this source category.

C.54.5.4 Ventura County APCD

There are no analogous rules for this source category.

C.54.6 Potential Emission Reduction Opportunities

Through ongoing review of wine fermentation permitting applications, the District has closely tracked the development of new emission control technologies for capturing ethanol emissions from wine fermentation processes. Technologies of interest have included scrubbers, condensers, activated carbon and thermal oxidizers. In recent years, several wine manufacturing facilities have successfully implemented or are experimenting with new emission control systems that capture ethanol emissions from some of their wine fermentation operations. Two wineries currently utilize water scrubbers to capture ethanol emissions from wine fermentation tanks, and several other wineries have developed systems that utilize scrubbers and chilled vapor condensers. Preliminary cost effectiveness analyses results indicate the costs to be between \$18,337 and \$89,644 per ton of VOC reduced, depending on the size of the winery, fermentation tank configuration, type of wine, number of fermentation rotations, and other factors.

C.54.7 Evaluation Findings

As demonstrated above, District Rule 4694 meets RACT requirements.

The District commits to working closely with affected operators to undergo a regulatory amendment process for Rule 4694 as follows:

Modeling shows that the Valley is a NO_x-limited regime, especially in projections of future years. As such, VOC reductions are not as effective in reducing Valley ozone concentrations as NO_x reductions. The District will evaluate the technological achievability and economic feasibility of implementing emission control technologies to reduce VOC emissions from wine fermentation processes and potential benefits to help reduce ozone concentrations. Upon completion of this review, the District commits to amend Rule 4694 to include additional requirements to further reduce emissions from wine fermentation processes as appropriate by December 31, 2018.

C.55 RULE 4695 BRANDY AGING AND WINE AGING OPERATIONS

C.55.1 Emissions Inventory (Summer Average – Tons per day)

	2012	2015	2018	2021	2024	2027	2029	2030	2031
NOx	0.00	0.00	0.00	0.00	0.00	0.00	0.00	0.00	0.00
VOC	7.04	7.35	7.87	8.26	8.60	8.89	9.05	9.12	9.17

C.55.2 District Rule 4695 Description

Adopted on September 19, 2009, Rule 4695 is applicable to brandy aging and wine aging operations in the Valley. The purpose of this rule is to limit VOC emissions from these operations. EPA finalized approval of Rule 4695 on August 4, 2011 and deemed this rule as meeting RACT requirements.⁸⁶

C.55.3 How does District Rule 4695 compare with federal rules and regulations?

C.55.3.1 EPA – Control Technique Guidelines (CTG)

EPA CTG requirements are not applicable to this source category.

C.55.3.2 EPA – Alternative Control Technology (ACT)

EPA ACT requirements are not applicable to this source category.

C.55.3.3 Standards of Performance for New Stationary Sources (NSPS)

EPA NSPS requirements are not applicable to this source category.

C.55.3.4 National Emission Standards for Hazardous Air Pollutants (NESHAPs) and Maximum Achievable Control Technologies (MACTs)

EPA NESHAP and MACT requirements are not applicable to this source category.

C.55.4 How does District Rule 4695 compare with California State regulations?

There are no state regulations applicable to this source category.

C.55.5 How does District Rule 4695 compare to regulations from other air districts?

⁸⁶ Environmental Protection Agency. EPA. *Revision to the State Implementation Plan, San Joaquin Valley Unified Air Pollution Control District*; Final rule. 76 Federal Register Fed. Reg. 150 (2011, August 4), pp. 47076 – 47077. (To be codified at 40 CFR Part 52). Retrieved from <http://www.gpo.gov/fdsys/pkg/FR-2011-08-04/pdf/2011-19384.pdf>

C.55.5.1 Bay Area AQMD

There are no analogous rules for this source category.

C.55.5.2 Sacramento Metro AQMD

There are no analogous rules for this source category.

C.55.5.3 South Coast AQMD

There are no analogous rules for this source category.

C.55.5.4 Ventura County APCD

There are no analogous rules for this source category.

C.55.6 Potential Emission Reduction Opportunities

No additional emissions reductions opportunities have been identified at this time. This determination is further supported by the District's 2013 Plan for the Revoked 1-hour Ozone Standard,⁸⁷ as approved by EPA.⁸⁸

C.55.7 Evaluation Findings

Rule 4695 currently has in place the most stringent measures feasible to implement in the Valley and therefore meets or exceeds federal RACT requirements for this source category. As the District continues to develop future attainment plans to address increasingly stringent federal air quality standards, this source category will be re-evaluated for additional potential opportunities to reduce emissions.

⁸⁷ SJVAPCD. *2013 Plan for the Revoked 1-Hour Ozone Standard*. (2013, September 19). Retrieved from: http://www.valleyair.org/Air_Quality_Plans/OzoneOneHourPlan2013/AdoptedPlan.pdf

⁸⁸ EPA. *Clean Air Plans; 1-Hour and 1997 8-Hour Ozone Nonattainment Area Requirements; San Joaquin Valley, California*; final rule. 81 Fed. Reg. 65, pp. 19492 – 19495. (2016, April 5) (to be codified at 40 CFR Part 52).

C.56 RULE 4702 INTERNAL COMBUSTION ENGINES

C.56.1 Emissions Inventory (Summer Average – Tons per day)

	2012	2015	2018	2021	2024	2027	2029	2030	2031
NOx	16.83	11.68	8.16	7.30	6.46	5.79	5.36	5.16	5.05
VOC	1.55	1.27	0.96	0.89	0.79	0.73	0.69	0.67	0.66

C.56.2 District Rule 4702 Description

Rule 4702 applies to any internal combustion (IC) engine rated at 25 brake horsepower (bhp) or greater. The purpose of this rule is to limit NOx, carbon monoxide (CO), VOC, and SOx emissions from units subject to this rule.

The District's original IC engine rule, Rule 4701 (Internal Combustion Engines – Phase 1), was adopted on May 21, 1992, superseded by Rule 4702, adopted on August 21, 2003, and subsequently amended five times. The rule established NOx limits between 25-50 ppmv achieving 90-96% control for non-agricultural operation rich-burn engines, and 65-75 ppmv achieving 85-90% control for non-agricultural operation lean-burn engines. Through years of implementing increasingly stringent requirements, Rules 4701 and 4702 have achieved significant reductions of NOx and PM emissions.

Substantial emission reductions from agricultural IC engines have also been achieved through a combination of regulatory efforts and incentive actions. Rule 4702 has effectively reduced emissions from agricultural engines by 84% since the 2005 amendments to the rule, with substantial investments being made by the affected sources to comply with the rule. The rule was further strengthened in August 2011 when rule amendments implemented more stringent NOx limits as low as 11 ppmv for non-agricultural operations spark-ignited engines. Additional emission reductions are forthcoming under Rule 4702 as compliance dates for emission control requirements continue to approach over the coming years.

An internal combustion engine is any engine that operates by burning its fuel inside the engine. Engines generate power by the combustion of an air/fuel mixture. The main types of engines are spark-ignited engines and compression-ignited (or diesel) engines. In the case of spark-ignited engines, a spark plug ignites the air/fuel mixture. Spark-ignited engines come in several designs such as: two-stroke and four-stroke, rich-burn and lean-burn, turbocharged and naturally aspirated. Spark-ignited engines may use one or more fuels, such as natural gas, propane, butane, liquefied petroleum gas, oil field gas, digester gas, landfill gas, methanol, ethanol, and gasoline. Compression-ignited engines rely on heating of the inducted air during the compression stroke to ignite the injected diesel fuel. In addition to being classified into spark-ignited and compression-ignited, IC engines can be further classified as either two-stroke or four-stroke engines. Most diesel engines are four-stroke, while larger diesel engines often

are two-stroke. Natural gas-fired spark-ignited engines are usually four-stroke, but some operators prefer two-stroke engines for their applications.

Engines are used by a variety of private businesses and public agencies throughout the Valley for a number of purposes, primarily for powering pumps, compressors, or electrical generators. Examples of businesses and industries that use engines include: schools and universities, agriculture, oil and gas production and pipelines, petroleum refining, manufacturing facilities, food processing, electrical power generation, landfill and waste water treatment facilities, and water districts. Many engines are limited or low use in nature, such as emergency standby engines that provide backup power when electric service is interrupted.

C.56.3 How does District Rule 4702 compare with federal rules and regulations?

C.56.3.1 EPA – Control Technique Guidelines (CTG)

There are no EPA Control Technique Guidelines (CTG) requirements for this source category.

C.56.3.2 EPA – Alternative Control Technology (ACT)

C.56.3.2.1 EPA – 453/R-93-032 (Alternative Control Techniques Document – NOx Emissions from Stationary Reciprocating Internal Combustion Engines)

The District evaluated the requirements contained within the EPA – 453/R-93-032 ACT document and found no requirements that were more stringent than those already in Rule 4702.

C.56.3.3 Standards of Performance for New Stationary Sources (NSPS)

C.56.3.3.1 40 CFR 60 Subpart IIII (Standards of Performance for Stationary Compression Ignition Internal Combustion Engines)

The District evaluated the requirements contained within 40 CFR 60 Subpart IIII and found no requirements that were more stringent than those already in Rule 4702.

C.56.3.3.2 40 CFR 60 Subpart JJJJ (Standards of Performance for Stationary Spark Ignition Internal Combustion Engines)

The District evaluated the requirements contained within 40 CFR 60 Subpart JJJJ and found no requirements that were more stringent than those already in Rule 4702.

C.56.3.4 National Emission Standards for Hazardous Air Pollutants (NESHAPs) and Maximum Achievable Control Technologies (MACTs)

C.56.3.4.1 40 CFR 63 Subpart ZZZZ (NESHAP for Stationary Reciprocating Internal Combustion Engines)

The District evaluated the requirements contained within 40 CFR 63 Subpart ZZZZ NESHAP and found no requirements that were more stringent than those already in Rule 4702.

C.56.4 How does District Rule 4702 compare with California State regulations?

C.56.4.1 17 CCR 93114 (ATCM to Reduce Particulate Emissions from Diesel-Fueled Engines—Standards for Nonvehicular Diesel Fuel)

The District implements the requirements of 17 CCR 93114 through Rule 4702 and the District's new source review permitting program (Rule 2201).

C.56.4.2 17 CCR 93115 (ATCM for Stationary Compression Ignition Engines)

The District implements the requirements of 17 CCR 93115 through Rule 4702 and the District's new source review permitting program (Rule 2201).

C.56.5 How does District Rule 4702 compare to regulations from other air districts?

C.56.5.1 Bay Area AQMD

C.56.5.1.1 Regulation 9 Rule 8 (Nitrogen Oxides and Carbon Monoxide from Stationary Internal Combustion Engines)

The District evaluated the requirements contained within BAAQMD's Regulation 9 Rule 8 and found no requirements that were more stringent than those already in Rule 4702.

C.56.5.2 Sacramento Metro AQMD

C.56.5.2.1 Rule 412 (Stationary Internal Combustion Engines Located at Major Stationary Sources of NOx)

The District evaluated the requirements contained within SMAQMD's Rule 412 and found no requirements that were more stringent than those already in Rule 4702.

C.56.5.3 Ventura County APCD

C.56.5.3.1 Rule 74.9 (Stationary Internal Combustion Engines)

The District evaluated the requirements contained within VCAPCD's Rule 74.9 and found no requirements that were more stringent than those already in Rule 4702.

C.56.5.4 South Coast AQMD

C.56.5.4.1 Rule 1110.2 (Emissions from Gaseous- and Liquid-Fueled Engines) and Rules 2000 – 2020 (RECLAIM program)

South Coast Air Quality Management District (SCAQMD) regulates the emissions from IC engines through a combination of control measures. SCAQMD 1110.2 is directly applicable to IC engines and includes emissions limitations for various applications. SCAQMD's RECLAIM program (Rules 2000 – 2020) allows most operators to purchase credits in lieu of instituting engine emissions controls otherwise required under SCAQMD 1110.2. Given these overlapping sets of requirements, Rule 4702 must be compared in context of both regulations. Additionally, many of the engine applications found in the Valley vary substantially from engine applications in SCAQMD; for example, engines used for agricultural irrigation pumping that exist in the Valley and are no longer found in SCAQMD. While not directly comparable, the following tables compare the emission limits between SCAQMD Rule 1110.2 and District Rule 4702.

Table C-5 Comparison of District and SCAQMD NOx Emission Limits for Non-Agricultural Operations (Non-AO) Spark-Ignited Waste Gas Engines Rated at > 50 bhp (corrected to 15% oxygen on a dry basis)

Engine Type	District NOx Limit (ppmv)	SCAQMD NOx Limit (ppmv)
Waste Gas Fueled (Rich-Burn)	50	<u>Until 01-01-16</u> bhp ≥ 500: 36 x ECF ⁸⁹ bhp < 500: 45 x ECF ⁹² <u>On and after 01-01-16</u> 11 ppmv
Waste Gas Fueled (Lean-Burn)	65 ppmv or 90% reduction	<u>Until 01-01-16</u> bhp ≥ 500: 36 x ECF ⁹² bhp < 500: 45 x ECF ⁹² <u>On and after 01-01-16</u> 11 ppmv

⁸⁹ The efficiency correction factor (ECF) is 1.0, unless: 1) The engine operator has measured the engine's net specific energy consumption, in compliance with ASME Performance Test Code PTC 17 -1973, at the average load of the engine; and 2) the ECF-corrected emission limit is made a condition of the engine's permit to operate. The ECF is never less than 1.0 so in some cases the SCAQMD limits could potentially be less stringent than the District's NOx limits.

Table C-6 Comparison of District and SCAQMD NOx Emission Limits for Non-AO Spark-Ignited Engines Rated > 50 bhp (corrected to 15% oxygen on a dry basis)

Engine Type	District NOx Limit (ppmv)	SCAQMD NOx Limit (ppmv)
1. Rich-Burn		
Rich-Burn Engine (except for below special applications)	11	11
Cyclic Loaded, Field Gas Fueled	50	11
Limited Use	25	11 ⁹⁰
2. Lean-Burn Engines		
Lean-Burn Engine (except for below special applications)	11	11
Two-Stroke, Gaseous Fueled, > 50 bhp and < 100 bhp	75	11
Limited Use	65	11
Lean-Burn Engine used for gas compression	65 ppmv or 93% reduction	11

Table C-7 Comparison of District and SCAQMD NOx Emission Limits for Agricultural Operations (AO) Spark-Ignited Engines Rated > 50 bhp (corrected to 15% oxygen on a dry basis)

Engine Type	District NOx Limit	SCAQMD NOx Limit
1. Rich-Burn	90 ppmv or 80% reduction	11
2. Lean-Burn	150 ppmv or 70% reduction	11
3. Certified and installed on or before June 16, 2005	Meet a Certified Spark-Ignited Engine Standard of HC + NOx < 0.6 g/bhp-hr	11

Medium and large operators in the South Coast Air Basin are most likely part of the South Coast RECLAIM program and are subsequently not required to meet the engine emission limitations included in Rule 1110.2. All facilities that emit over a certain threshold are required to participate in the RECLAIM program. As part of the RECLAIM program, certain companies receive emission allocations every year, usable for 12 months. The portion of the allocation not needed to offset the operator's own emissions can be sold to other companies. If the operator does not receive an emission allocation, they must buy emission credits from operators with unused emission allocations. In this way, the RECLAIM program is similar to a cap-and-trade program. The District does not have a RECLAIM-type program for this source category; therefore, all operators are required to meet the stringent emission limitations included in Rule 4702.

⁹⁰ SCAQMD exempt units that operate less than 500 hours from this limit; District defines "limited use" units as those operating less than 4,000 hours and only exempts engines operating less than 200 hours.

Although the SCAQMD emission level of 11 ppm has not yet been proven as technologically feasible in agricultural settings and it is unclear what percentage of facilities are complying with the current SCAQMD NO_x limits for non-ag categories, the District evaluated the cost-effectiveness and feasibility of implementing an 11 ppmv NO_x emission limit for the following categories of IC engines:

- Non-Agricultural Operations (Non-AO) Waste Gas Engines
- Non-AO Spark-Ignited Engines
 - Cyclic Loaded, Field Gas Fueled
 - Limited Use Engines
 - Lean-Burn Engines
 - Rich-Burn Engines
 - Two-Stroke, Gaseous Fueled Engines 50-100 bhp
 - Lean-Burn Engines Used for Gas Compression
- Agricultural Operations (AO) Spark-Ignited Engines

The District also evaluated the cost-effectiveness and feasibility of implementing intermediate NO_x emission limits for AO spark-ignited engines that more closely match the current NO_x emission limits for non-AO limited use rich-burn and lean-burn engines.

To determine potential emissions reductions, the District used the following equations:

$$\text{NO}_x = (\text{BHP} \times \text{HR} \times \text{EF} \times \text{LF}) / (\text{CF})$$

Where:

NO _x	=	Current annual NO _x emissions or potential annual NO _x emissions in ton/year
BHP	=	engine power
HR	=	annual hours of operation
EF	=	NO _x emission factor
LF	=	engine load factor
CF	=	conversion factor from grams to pounds

The estimated annual NO_x emissions reduction was calculated using the following equation:

$$\text{Potential Emissions Reduction} = \text{current annual NO}_x \text{ emissions} - \text{potential NO}_x \text{ annual NO}_x \text{ emissions}$$

NON-AGRICULTURAL OPERATIONS (NON-AO) WASTE GAS ENGINES

The District analyzed the technological feasibility of lowering the NO_x emission limit for waste gas engines and determined that due to the variability of waste gas, additional levels of NO_x control on existing waste gas engines can pose significant technical and feasibility challenges. Waste gas includes landfill gas, which is generated at landfills, and digester gas, which is generated from anaerobic digestion. Both landfill and digester gas result from the decomposition of organic matter by microorganisms in the absence of oxygen. Unlike pipeline natural gas, the composition of waste gas is not consistent or guaranteed. The heating value and composition of the gas (e.g. methane and oxygen contents) will vary with the type of materials that enter the landfill or digester and can also fluctuate seasonally or even daily. Both landfill and digester gases contain impurities, such as siloxanes, sulfur compounds, and halides. Landfill gas also contains entrained particulate matter, and both landfill and digester gas may contain particulate that results from combustion of the impurities in the gas. The contaminants in waste gas can coat and/or poison catalysts, rendering them ineffective. Because of its variable composition and contaminants, untreated waste gas is not interchangeable with pipeline-quality natural gas, and extensive and costly cleanup would be necessary to allow the use of catalytic emission controls needed to achieve 11 ppmv. This is not a practical option for most existing waste gas-fired engines, which were not designed to include the required gas systems and catalytic controls.

In addition to the District's efforts to identify additional potential technology options for this category, SCAQMD has also been evaluating this issue. In February 2008, SCAQMD amended Rule 1110.2 to include an 11 ppmv limit for waste gas engines rated at > 50 bhp. The original compliance date for this emissions limit was July 1, 2012, with the assumption that SCAQMD would complete a Technology Assessment to verify the feasibility of available control technologies for waste gas engines. However, SCAQMD had to amend Rule 1110.2 in September 2012 to extend the compliance deadline for waste gas engines from 2012 to 2016 in order to allow for more time to complete their Final Technology Assessment, which is currently still incomplete and has yet to identify feasible technology options. Additionally, these sources may also be in a position to avoid installing additional NO_x control technologies through their participation in SCAQMD's RECLAIM program.

District Rule 4702 contains the most stringent limits feasible for existing waste gas-fueled engines based on the use of combustion processes that minimize emissions without the use of post-combustion catalytic controls. Therefore, Rule 4702 meets or exceeds RACT for non-AO waste gas-fueled spark-ignited engines.

OTHER NON-AO SPARK-IGNITED ENGINES

Cyclic Loaded, Field Gas Fueled

Cyclic-loaded, field gas fueled engines can achieve some level of control, but not the stringent level of control that can be imposed on engines that operate in a narrow and more stable range of loads. The exhaust gas temperature of cyclic loaded engines

varies as a function of the engine load; however, catalyst chemistry is dependent on a minimum temperature to be effective in reducing emissions. When the cyclic load engine is operating in a particular engine load range, the exhaust gas temperature can reach the catalyst's effective range and allow for emissions to be well-controlled; however, as the engine cycles out of this load range, the exhaust gas temperature becomes too low for effective emissions control. Since the exhaust temperature fluctuates frequently for this category of units, it is technologically infeasible to require a lower NO_x limit for cyclic loaded field-gas fueled engines. The current emission limit for this category of engines meets or exceeds RACT for these sources.

Limited Use Engines

During the 2011 amendments to Rule 4702, the District created this category of engines based on the high costs and cost effectiveness associated with the installation of additional controls for these engines (< 4,000 hours of operation). As discussed in the staff report, the NO_x emission reductions foregone from not lowering the existing NO_x limits to 11 ppmv for limited use engines was insignificant (about 0.004 tons per day in 2011).⁹¹

However, because the evaluation was conducted in 2011, the District re-evaluated the cost effectiveness of lowering the NO_x emission limits to 11 ppmv for limited use non-AO rich-burn and lean-burn engines. The costs in the analyses below were gathered from information in the District's Permits database, IC engine manufacturers, and operators.

Limited Use Lean-Burn Engines

When evaluating the ability to lower NO_x emissions to 11 ppmv, an operator can either retrofit the existing lean-burn IC engine with a selective catalytic reduction (SCR) system or install a new lean-burn engine with an SCR system. In many cases, retrofitting an existing IC engine is technologically infeasible or may require substantial additional unanticipated costs (such as the incompatibility of an older engine with less sophisticated operating controls with additional control technology, additional labor/maintenance costs, etc.). However, for the purpose of evaluating all potential controls, the District has included both options in the below analysis.

⁹¹ SJVAPCD. (2011, August 18). *Adopt Revised Proposed Amendments to Rule 4702 (Internal Combustion Engines)*. Retrieved from http://www.valleyair.org/Board_meetings/GB/agenda_minutes/Agenda/2011/August/Agenda_Item_10_Aug_18_2011.pdf

Table C-8 Annual Costs for Retrofitting an Existing Limited Use Lean-Burn Engine and Installing a New Limited Use Lean-Burn Engine with SCR

Item	Assumptions/Methodology	Cost
Average Engine Power Rating	1,100 brake horsepower (bhp)	n/a
Annual Operation	2,500 hours (hr)	n/a
Capital Costs		
New Engine Cost (without SCR)	Includes: engine, freight, installation, start-up, additional equipment (belt guards, fuel connection, etc.), and tax	\$110,656
Annualized Engine Capital Costs (10 years, 10%)	0.163 x New Engine Cost	\$18,037
SCR Equipment Costs		
SCR System	\$73,000 per engine	\$73,000
550 gallon double wall plastic urea tank and accessories	\$5,270 per tank	\$5,270
3 hp rotary screw air compressor with dryer and receiver tank	\$5,875 per compressor package	\$5,875
Total SCR Equipment Costs	Equipment costs x 20% profit/mark-up	\$100,974
SCR Installation Costs		
Start-up and Commissioning Rate	\$1,500/day; assume 1 day for each system	\$1,500
Electrical upgrade to power compressor	n/a	\$0
Total SCR Installation Costs		\$1,500
Total SCR Capital Costs	SCR Equipment Costs + SCR Installation Costs	\$102,474
Annualized SCR Capital Costs (10 years, 10%)	0.163 x Total SCR Capital Costs	\$16,703
Annual Operating and Maintenance Costs		
Annual Reagent (urea) Cost	\$3 per gallon; 1 gallon/hr Cost = \$3 x 2,500 hr	\$7,500
Annual Increase in Fuel Cost (due to drop in fuel efficiency with SCR)	Fuel usage = 9,322.5 standard cubic feet per hour (scf/hr) Fuel cost (per 1,000 scf) = \$7.36 Fuel cost (per hour) = (9,322.5 x \$7.36) / 1,000 Fuel cost (per year) = hourly cost x 2,500 hr 2.5% drop in fuel efficiency Added Fuel Cost = Annual fuel cost x 2.5%	\$4,288
Annual Electricity Cost (for compressor)	3 hp compressor = 2.24 kW power rating Electricity rate for industrial operations = \$0.132/kW-hr Hourly electricity cost = 2.24 kW x \$0.132/kW-hr Daily meter charge = \$49.281 Annual electricity cost = hourly cost x 2500 hr Annual meter charge = daily meter charge x 365 days Total utility cost = Annual electricity cost + Annual meter charge	\$18,728

Item	Assumptions/Methodology	Cost
Annual Catalyst Cost	Life of catalyst = 5 years Cost per catalyst = \$5,000 Catalyst costs for 10 years = \$5,000 x 2 Annualized cost = \$10,000 x 0.163	\$1,630
Annual Maintenance Cost	Maintenance = \$0.02 per bhp per hour of operation Annual cost = \$0.02 x 1,100 bhp x 2,500 hr	\$55,000
Annual Operating & Maintenance (O&M) Costs	Annual O&M = Annual Reagent Cost+ Annual Increase in Fuel Cost + Annual Electricity Cost + Annual Catalyst Cost + Annual Maintenance Cost	\$87,147
Annual Cost for Retrofit of LB Engine with SCR	Annualized SCR Capital Cost + Annual O&M Cost	\$103,850
Annual Cost for New LB Engine with SCR	Annualized Engine Capital Cost + Annualized SCR Capital Cost + Annual O&M Cost	\$121,887

The emissions reductions are calculated below:

$$\begin{aligned}
 \text{BHP} &= 1,100 \text{ bhp} \\
 \text{HR} &= 2,500 \text{ hours/year (hr/yr)} \\
 \text{EF1} &= 0.78 \text{ g-NOx/bhp-hr (equivalent to 65 ppmvd NOx at 15\% O}_2\text{; assuming 35\% thermal efficiency)} \\
 \text{EF2} &= 0.132 \text{ g-NOx/bhp-hr (equivalent to 11 ppmvd NOx at 15\% O}_2\text{; assuming 35\% thermal efficiency)} \\
 \text{LF} &= 0.8 \\
 \text{CF} &= 453.6 \text{ grams/pound (g/lb)}
 \end{aligned}$$

$$\begin{aligned}
 \text{Current NOx} &= (\text{BHP} \times \text{HR} \times \text{EF1} \times \text{LF}) / (\text{CF}) \\
 &= (1,100 \text{ bhp} \times 2,500 \text{ hr/yr} \times 0.78 \text{ g-NOx/bhp-hr} \times 0.8) / (453.6 \text{ g/lb}) \\
 &= 3,783 \text{ lb-NOx/year}
 \end{aligned}$$

$$\begin{aligned}
 \text{Potential NOx} &= (\text{BHP} \times \text{HR} \times \text{EF2} \times \text{LF}) / (\text{CF}) \\
 &= (1,100 \text{ bhp} \times 2,500 \text{ hr/yr} \times 0.132 \text{ g-NOx/bhp-hr} \times 0.8) / (453.6 \text{ g/lb}) \\
 &= 640 \text{ lb-NOx/year}
 \end{aligned}$$

$$\begin{aligned}
 \text{Potential Emissions Reduction} &= \text{Current NOx} - \text{Potential NOx} \\
 \text{Potential Emissions Reduction} &= (3,783 - 640 \text{ lb}) \times (1 \text{ ton} / 2,000 \text{ lb}) \\
 \text{Potential Emissions Reduction} &= \mathbf{1.57 \text{ tons/year}}
 \end{aligned}$$

Cost Effectiveness: The cost effectiveness is the added cost, in dollars per year, of the control technology, divided by the emissions reductions achieved, in tons per year. Based on the calculations above, the cost effectiveness of retrofitting or replacing current limited use lean-burn spark-ignited engines is as follows:

- Retrofit limited use lean-burn engine with SCR: \$66,146/ton of NOx reduced
- New limited use lean-burn engine with SCR: \$77,635/ton of NOx reduced

As demonstrated in the analysis and summary above, it is not cost effective to require the retrofit or replacement of limited use lean-burn engines to achieve 11 ppmv.

Limited Use Rich-Burn Engines

When evaluating the ability to lower NO_x emissions to 11 ppmv, an operator will generally retrofit the existing rich-burn IC engine with a nonselective catalytic reduction (NSCR) system. In many cases, retrofitting an existing IC engine is technologically infeasible or may require substantial additional unanticipated costs (such as the incompatibility of an older engine with less sophisticated operating controls with additional control technology, additional labor/maintenance costs, etc.). However, for the purpose of evaluating potential controls in this category, the District has included the less costly, potentially feasible scenario of retrofitting an existing rich-burn engine with NSCR in the below analysis.

Table C-9 Annual Costs for Retrofitting an Existing Limited Use Rich-Burn Engine

Item	Assumptions/Methodology	Cost
Average Engine Power Rating	500 bhp	n/a
Annual Operation	2,500 hours (hr)	n/a
Capital Costs		
New Catalyst System	Includes: catalyst, air-to fuel ratio controller, ignition system, and installation	\$75,000
Annualized Catalyst Capital Cost (10 years, 10%)	0.163 x New Catalyst System	\$12,225
Annual Cost for Retrofit of RB Engine with New Catalyst	Annualized Catalyst Capital Cost	\$12,225

The emissions reductions are calculated below:

$$\begin{aligned}
 \text{BHP} &= 500 \text{ bhp} \\
 \text{HR} &= 2,500 \text{ hours/year (hr/yr)} \\
 \text{EF1} &= 0.30 \text{ g-NO}_x\text{/bhp-hr (equivalent to 25 ppmvd NO}_x\text{ at 15\% O}_2\text{; assuming 35\% thermal efficiency)} \\
 \text{EF2} &= 0.132 \text{ g-NO}_x\text{/bhp-hr (equivalent to 11 ppmvd NO}_x\text{ at 15\% O}_2\text{; assuming 35\% thermal efficiency)} \\
 \text{LF} &= 0.8 \\
 \text{CF} &= 453.6 \text{ grams/pound (g/lb)}
 \end{aligned}$$

$$\begin{aligned}
 \text{Current NO}_x &= (\text{BHP} \times \text{HR} \times \text{EF1} \times \text{LF}) / (\text{CF}) \\
 &= (500 \text{ bhp} \times 2,500 \text{ hr/yr} \times 0.30 \text{ g-NO}_x\text{/bhp-hr} \times 0.8) / (453.6 \text{ g/lb}) \\
 &= 661 \text{ lb-NO}_x\text{/year}
 \end{aligned}$$

$$\begin{aligned}\text{Potential NOx} &= (\text{BHP} \times \text{HR} \times \text{EF2} \times \text{LF}) / (\text{CF}) \\ &= (500 \text{ bhp} \times 2,500 \text{ hr/yr} \times 0.132 \text{ g-NOx/bhp-hr} \times 0.8) / (453.6 \text{ g/lb}) \\ &= 291 \text{ lb-NOx/year}\end{aligned}$$

$$\begin{aligned}\text{Potential Emissions Reduction} &= \text{Current NOx} - \text{Potential NOx} \\ \text{Potential Emissions Reduction} &= (661 - 291 \text{ lb}) \times (1 \text{ ton} / 2,000 \text{ lb})\end{aligned}$$

Potential Emissions Reduction = 0.19 tons/year

Cost Effectiveness: The cost effectiveness is the added cost, in dollars per year, of the control technology, divided by the emissions reductions achieved, in tons per year. Based on the calculations above, the cost effectiveness of retrofitting limited use rich-burn spark-ignited engines is as follows:

- Retrofitting limited use rich-burn non-AO engine with new catalyst:
\$64,342/ton of NOx reduced

As demonstrated in the analysis and summary above, it is not cost effective to require the retrofit of limited use rich-burn engines to achieve 11 ppmv, even without including additional substantial costs, such as annual operating and maintenance costs.

Two-Stroke, Gaseous Fueled Engines 50-100 bhp

There is no control technology compatible with two-stroke, gaseous fueled engines, including SCR, which will allow these units to achieve a NOx emission limit below 75 ppmv. An 11 ppmv NOx emission limit is not technologically feasible for these engines; the current limit implements RACT for two-stroke, gaseous fueled engines less than 100 bhp.

Lean-Burn Engines Used in Gas Compression

Similar to the "Limited Use" engine category, during the 2011 amendments to Rule 4702, the District created this category of engines based on the technological infeasibility to control these types of engines. Lean-burn engines used in gas compression in the Valley are used in natural gas distribution and storage service, and these engines frequently experience changing load conditions. As noted in EPA's Stationary IC Engine Technical Support Document⁹², SCR use is problematic for these engines due to the fluctuations over a broad range of conditions. For this reason, EPA states that there is an insufficient basis to conclude that SCR is an appropriate technology for large lean-burn engines used for gas compression. The current emission limit is achievable through low-NOx combustion technology, which includes changes to the engine's timing, enhanced control of the air-fuel ratio, and other changes that lower NOx emissions. Due to the technological complexities associated with lean-burn engines used in gas compression, the current emissions limit implements RACT for these units.

⁹² EPA. (2003, October). *Stationary Reciprocating Internal Combustion Engines Technical Support Document for NOx SIP Call*.

AO SPARK-IGNITED ENGINES

Over the past decade, AOs have invested significant capital to retrofit and replace thousands of irrigation pump and other engines reducing emissions by over 80% in this category, and continue to do so as emission limitations and associated compliance deadlines come into effect under Rule 4702. In addition to the high cost-effectiveness and potential technical infeasibility associated with retrofitting or replacing existing AO spark-ignited engines, requiring additional costly controls on existing AO engines is economically challenging and potentially infeasible.

AO Rich-Burn and Lean-Burn Engine Retrofit Evaluation

Retrofitting existing spark-ignited rich-burn and lean-burn engines poses several challenges that are not present when installing new, replacement engines. The District had to overcome many obstacles and challenges in retrofitting existing AO engines when the District adopted its current emission limits and has worked closely with AO engine owners and operators and control system manufacturers to ensure compliance with this stringent emission limit. Efforts to ensure compliance with the current rule limit are continuing today. However, lowering the emission limits even further would present a number of challenges with respect to technological feasibility as outlined in the following list.

1. Engine power losses from adding controls
2. Existing engines may require overhaul
3. Existing engines cannot meet lower emissions levels due to narrower margin of compliance
4. Control systems must be custom designed
5. Errors generated during control system installation
6. Retrofit controls can damage an engine
7. Engine can damage a control system
8. Compliance costs
9. Engines operated in remote locations

1. Engine power losses from adding controls

An engine is chosen based on its ability to provide the required power output at a reasonable engine speed (rpm) that will not over-stress the engine over its expected service life. Add-on emission control systems result in additional loads that the engine may not have been originally designed to accommodate. In addition, due to the extreme drought conditions, engine owners and operators have needed to increase the power output for well pump engines as the water table has dropped. As the engines work harder to pump water, there is less power output available to accommodate emission control systems.

2. Existing engines may require overhaul

The engines in use at AOs have been in service for many years, even decades, and are heavily worn. A worn engine can burn oil, leak fluids, and run rough. For an uncontrolled engine, some of the effects of engine wear do not have a major effect on the engine's ability to do its job (e.g. pumping water). However, the operation of a catalytic emission control system requires that the engine be operated consistently smooth. An expensive major engine overhaul or rebuild would be necessary to ensure smooth engine operation prior to installing a catalytic emission control system. Many AOs do not have the resources (e.g., staff, experience, technical training, etc.) to complete an engine overhaul or rebuild without outside assistance. Meeting more stringent/lower emission standards increases the need for the engine to operate properly.

3. Existing engines cannot meet lower emissions levels due to narrower margin of compliance

As emission limits are lowered, there is a narrower margin of compliance and proper engine operation becomes more critical. AOs in the District have to constantly ensure that their engine is properly maintained and within all the appropriate specifications to ensure compliance with the current emission limit, more so than newer engines. The lower emissions levels will result in additional stresses on the engine and increased maintenance and monitoring efforts that result from operating a retrofitted engine. Even then, due to the age of the engine and based on engine not appropriately designed for additional add-on systems and the associated loads, engines will not be able to meet the lower limits.

4. Control systems must be custom designed

For proper control system design, the engine condition, make, model, power output, and exhaust gas flow rate and temperature must be considered. There are no universal, off-the-shelf, one size-fits-all systems available for purchase. Control system design also assumes that an engine is operating properly and smoothly per the engine manufacturer's specifications. To ensure proper operation of the control system, an engine may need to be overhauled or rebuilt prior to installation of the control system. A common problem with many retrofit emission control systems is installation of a system on an engine that is not operating smoothly or to engine manufacturer specifications. Installing a control system on a rough running engine will result in poor control system operation and eventually system and engine damage. Proper system design and engine operation is more important as emission limits are lowered since the margin of compliance will be much less.

5. Errors generated during control system installation

Site conditions like gas supply pressure can cause an existing engine to operate rough. If site issues are not addressed prior to installation of a control system, the control system will not operate correctly. An installer may attempt to correct rough engine

operation by making the combustion more fuel rich; however, this technique will not provide lasting results and will cause accelerated engine and control system wear and eventually failure. An emission control system that is designed to meet lower emission limits will require a larger catalyst element which will be more expensive to replace if permanently damaged.

6. Retrofit controls can damage an engine

For proper control of exhaust pollutants, a catalyst must be operated at a certain temperature range that is higher than normal exhaust temperatures. Additional fuel is often injected into the engine with the intent that the additional fuel will pass through the combustion chamber and ignite in the exhaust system prior to the catalyst (the high catalyst temperature ignites the fuel). This extra fuel results in higher engine operating temperatures since some of the extra fuel is combusted during normal engine combustion. The increased engine temperature leads to accelerated engine wear and reduced engine reliability. Due to wear and older design, increased combustion temperatures lead to engine failure and permanent engine damage.

7. Engine can damage a control system

An existing, worn engine can burn oil and run rough. Oil in the exhaust stream will foul/mask a catalyst which will result in reduced emission control efficiency and likely permanent damage to a catalyst element. The air-fuel ratio controller will attempt to adjust engine operation (e.g., injecting more fuel) to keep the control system operating within the specified parameters; however, adjusting engine operation will not correct a fouled catalyst. Continued operation with a damaged catalyst will lead to permanent catalyst damage. An emission control system that is designed to meet lower emission limits will require a larger catalyst element which will be more expensive to replace if permanently damaged and this cycle will be repeated further adding to the cost.

8. Compliance costs

Unlike many industries, AOs compete on an international basis and cannot pass increased production costs on to consumers. AOs must absorb the compliance costs associated with lower emission standards, for example: retrofit and replacement costs; additional maintenance costs; additional monitoring costs; and additional testing costs. These additional regulatory costs put them at an economic disadvantage to their competitors.

9. Engines operated in remote locations

AO spark-ignited engines are generally located in rural, hard to access areas with minimal oversight since AOs have limited resources and staffing. With seasonal labor and minimal year-round staffing, it is difficult for AOs to provide the frequent and complex maintenance required for retrofitted or new engines equipped with advanced emission controls. Lower emission limits are achieved only through well maintained engines and control systems. Lower emissions limits lead to increased maintenance

and monitoring efforts. The oil production industry is the only other major industry in the Valley that has IC engines located in remote locations; however, with the highly technical nature of oil production and refining as compared to agricultural production and additional economic resources, it is feasible for the oil and gas production industry to hire qualified staff dedicated to maintaining and operating IC engines and other equipment on-site.

Retrofitting AO engines with emission control systems to meet increasingly stringent emission limits poses unique challenges that are not applicable when replacing engines. Based on the challenges outlined above, meeting 25 ppm or even 11 ppmv with existing AO engines is not feasible. The additional maintenance, monitoring, and testing, along with the cost of rebuilding engines and the cost of the emission control system, may even be more costly than installing a replacement engine.

AO Lean-Burn Engine Replacement with SCR

When evaluating the ability to lower NO_x emissions, an agricultural operator can install a new lean-burn engine with an SCR system. The cost-effectiveness analysis to lower emissions to 11 ppmv is as follows:

Table C-10 Annual Costs for Installing a New AO Lean-Burn Engine with SCR

Item	Assumptions/Methodology	Cost
Average Engine Power Rating	241 bhp	n/a
Annual Operation	2,500 hours (hr)	n/a
Capital Costs (Engine)		
New Engine Cost (without SCR)	Includes: engine, freight, installation, start-up, additional equipment (belt guards, fuel connection, etc.), and tax	\$109,480
Annualized Engine Capital Costs (10 years, 10%)	0.163 x New Engine Cost	\$17,845
SCR Equipment Costs		
SCR System	\$73,000 per engine	\$73,000
550 gallon double wall plastic urea tank and accessories	\$5,270 per tank	\$5,270
3 hp rotary screw air compressor with dryer and receiver tank	\$5,875 per compressor package	\$5,875
Total SCR Equipment Costs	Equipment costs x 20% profit/mark-up	\$100,974
SCR Installation Costs		
Start-up and Commissioning Rate	\$1,500/day; assume 1 day for each system	\$1,500
Electrical upgrade to power compressor	\$43.22/foot; avg. 1,020 feet to extend electrical line	\$44,084
Total SCR Installation Costs		\$45,584
Total SCR Capital Costs	SCR Equipment Costs + SCR Installation Costs	\$146,558

Item	Assumptions/Methodology	Cost
Annualized SCR Capital Costs (10 years, 10%)	0.163 x Total SCR Capital Costs	\$23,889
Annual Operating and Maintenance Costs (SCR)		
Annual Reagent (urea) Cost	\$3 per gallon; 1 gallon/hr Cost = \$3 x 2,500 hr	\$7,500
Annual Increase in Fuel Cost (due to drop in fuel efficiency with SCR)	Fuel usage = 1,750.7 standard cubic feet per hour (scf/hr) Fuel cost (per 1,000 scf) = \$7.36 Fuel cost (per hour) = (1,750.7 x \$7.36) / 1,000 Fuel cost (per year) = hourly cost x 2,500 hr 2.5% drop in fuel efficiency Added Fuel Cost = Annual fuel cost x 2.5%	\$805
Annual Electricity Cost (for compressor)	3 hp compressor = 2.24 kW power rating Electricity rate for AO = \$0.136/kW-hr Hourly electricity cost = 2.24 kW x \$0.136/kW-hr Annual electricity cost = hourly cost x 2,500 hr	\$761
Annual Catalyst Cost	Life of catalyst = 5 years Cost per catalyst = \$5,000 Catalyst costs for 10 years = \$5,000 x 2 Annualized cost = \$10,000 x 0.163	\$1,630
Annual Maintenance Cost	Maintenance = \$0.02 per bhp per hour of operation Annual cost = \$0.02 x 241 bhp x 2,500 hr	\$12,050
Annual Operating & Maintenance (O&M) Costs	Annual O&M = Annual Reagent Cost+ Annual Increased Fuel Cost + Annual Electricity Cost + Annual Catalyst Cost + Annual Maintenance Cost	\$22,746
Annual Cost for New LB Engine with SCR	Annualized Engine Capital Cost + Annualized SCR Capital Cost + Annual O&M Cost	\$64,480

*The values within this table are rounded.

The emissions reductions are calculated below:

$$\begin{aligned}
 \text{BHP} &= 241 \text{ bhp} \\
 \text{HR} &= 2,500 \text{ hours/year (hr/yr)} \\
 \text{EF1} &= 2.092 \text{ g-NOx/bhp-hr (equivalent to 150 ppmv)} \\
 \text{EF2} &= 0.132 \text{ g-NOx/bhp-hr (equivalent to 11 ppmv)} \\
 \text{LF} &= 0.65 \\
 \text{CF} &= 453.6 \text{ grams/pound (g/lb)}
 \end{aligned}$$

$$\begin{aligned}
 \text{Current NOx} &= (\text{BHP} \times \text{HR} \times \text{EF1} \times \text{LF}) / (\text{CF}) \\
 &= (241 \text{ bhp} \times 2,500 \text{ hr/yr} \times 2.092 \text{ g-NOx/bhp-hr} \times 0.65) / (453.6 \text{ g/lb}) \\
 &= 1,806 \text{ lb-NOx/year}
 \end{aligned}$$

$$\begin{aligned}
 \text{Potential NOx} &= (\text{BHP} \times \text{HR} \times \text{EF2} \times \text{LF}) / (\text{CF}) \\
 &= (241 \text{ bhp} \times 2,500 \text{ hr/yr} \times 0.132 \text{ g-NOx/bhp-hr} \times 0.65) / 453.6 \\
 &= 114 \text{ lb-NOx/year}
 \end{aligned}$$

Potential Emissions Reduction = Current NOx – Potential NOx
 Potential Emissions Reduction = (1,806-114 lb) x (1 ton / 2,000 lb)
Potential Emissions Reduction = 0.85 tons/year

Cost Effectiveness: The cost effectiveness is the added cost, in dollars per year, of the control technology, divided by the emissions reductions achieved, in tons per year. Based on the calculations above, the cost effectiveness of replacing current AO lean-burn spark-ignited engines is as follow:

- New lean-burn engine with SCR: \$75,859/ton of NOx reduced

As demonstrated in the analysis and summary above, it is not cost effective to replace existing AO lean-burn engines with newer engines equipped with SCR systems.

Since new lean-burn engines equipped with SCR systems are now all currently designed and sold to meet NOx emissions levels of 11 ppmv, there is not a more cost-effective option available to meet an intermediate emissions level of 25 ppmv through the purchase of new lean-burn engines equipped with SCR.

AO Lean-Burn Engine Replacement without SCR

When evaluating the ability to lower NOx emissions to 65 ppmv, an agricultural operator can replace the existing lean-burn IC engine with a new lean-burn engine certified to meet 65 ppmv without the need of an SCR system.

Table C-11 Annual Costs for Installing a New AO Lean-Burn Engine

Item	Assumptions/Methodology	Cost
Average Engine Power Rating	241 bhp	n/a
Annual Operation	2,500 hours (hr)	n/a
Capital Costs (Engine)		
New Engine Cost (without SCR)	Includes: engine, freight, installation, start-up, additional equipment (belt guards, fuel connection, etc.), and tax	\$109,480
Annualized Engine Capital Costs (10 years, 10%)	0.163 x New Engine Cost	\$17,845
Annual Operating and Maintenance Costs		
Annual Maintenance Cost	Maintenance = \$0.01 per bhp per hour of operation Annual cost = \$0.01 x 241 bhp x 2,500 hr	\$6,025
Annual Cost for New LB Engine	Annualized Engine Capital Cost + Annual O&M Cost	\$23,870

*The values within this table are rounded.

The emissions reductions are calculated below:

BHP	=	241 bhp
HR	=	2,500 hours/year (hr/yr)
EF1	=	2.092 g-NOx/bhp-hr (equivalent to 150 ppmv)
EF2	=	0.78 g-NOx/bhp-hr (equivalent to 65 ppmv)
LF	=	0.65
CF	=	453.6 grams/pound (g/lb)

$$\begin{aligned} \text{Current NOx} &= (\text{BHP} \times \text{HR} \times \text{EF1} \times \text{LF}) / (\text{CF}) \\ &= (241 \text{ bhp} \times 2,500 \text{ hr/yr} \times 2.092 \text{ g-NOx/bhp-hr} \times 0.65) / (453.6 \text{ g/lb}) \\ &= 1,806 \text{ lb-NOx/year} \end{aligned}$$

$$\begin{aligned} \text{Potential NOx} &= (\text{BHP} \times \text{HR} \times \text{EF2} \times \text{LF}) / (\text{CF}) \\ &= (241 \text{ bhp} \times 2,500 \text{ hr/yr} \times 0.78 \text{ g-NOx/bhp-hr} \times 0.65) / 453.6 \\ &= 673 \text{ lb-NOx/year} \end{aligned}$$

$$\begin{aligned} \text{Potential Emissions Reduction} &= \text{Current NOx} - \text{Potential NOx} \\ \text{Potential Emissions Reduction} &= (1,806 - 673 \text{ lb}) \times (1 \text{ ton} / 2,000 \text{ lb}) \end{aligned}$$

Potential Emissions Reduction = 0.57 tons/year

Cost Effectiveness: The cost effectiveness is the added cost, in dollars per year, of the control technology, divided by the emissions reductions achieved, in tons per year. Based on the calculations above, the cost effectiveness of replacing current AO lean-burn spark-ignited engines is as follows:

- New lean-burn engine: \$41,877/ton of NOx reduced

As demonstrated in the analysis and summary above, it is not cost effective to replace existing AO lean-burn engines with newer engines.

AO Rich-Burn Engine Replacement with 3-Way Catalyst Meeting 11 ppmv

When evaluating the ability to lower NOx emissions, an agricultural operator can install a new rich-burn engine with a 3-way catalyst. The cost-effectiveness is shown below:

Table C-12 Annual Cost for Installing a New AO Rich-Burn Engine with a 3-way Catalyst

Item	Assumptions/Methodology	Cost
Average Engine Power Rating	256 bhp	n/a
Annual Operation	2,500 hours (hr)	n/a
Total Capital Costs		
New Engine Cost	Includes: engine with 3-way catalyst, freight, installation, and tax	\$95,000
Annualized Engine Capital Costs (10 years, 10%)	0.163 x New Engine Cost	\$15,485
Annual Operating and Maintenance Costs (SCR)		
Annual Added Fuel Cost (due to drop in fuel efficiency with catalyst)	Fuel usage = 1,859.7 scf/hr Fuel cost (per 1,000 scf) = \$7.36 Fuel cost (per hour) = (1,859.7 x \$7.36) / 1,000 Fuel cost (per year) = hourly cost x 2,500 hr Assume 2.5% drop in fuel efficiency Added Fuel cost = Annual fuel cost x 2.5%	\$855
Annual Catalyst Cost	Life of catalyst = 5 years Cost per catalyst = \$5,000 Catalyst costs for 10 years = \$5,000 x 2 Annualized Catalyst Cost = \$10,000 x 0.163	\$1,630
Annual Maintenance Cost	Maintenance = \$0.02 per bhp per hour of operation Annual Maintenance Cost = \$0.02 x 256 bhp x 2,500 hr	\$12,800
Annual Operating & Maintenance (O&M) Costs	Annual O&M = Annual Added Fuel Cost + Annual Catalyst Cost + Annual Maintenance Cost	\$15,285
Annual Cost for New RB Engine with 3-way	Annualized Engine Capital Cost + Annual O&M Cost	\$30,770

*The values within the above table are rounded.

The emissions reductions are calculated below:

$$\begin{aligned}
 \text{BHP} &= 256 \text{ bhp} \\
 \text{HR} &= 2,500 \text{ hours/year} \\
 \text{EF1} &= 1.255 \text{ g-NOx/bhp-hr (equivalent to 90 ppmv)} \\
 \text{EF2} &= 0.132 \text{ g-NOx/bhp-hr (equivalent to 11 ppmv)} \\
 \text{LF} &= 0.65 \\
 \text{CF} &= 453.6 \text{ grams/pound}
 \end{aligned}$$

$$\begin{aligned}
 \text{Current NOx} &= (\text{BHP} \times \text{HR} \times \text{EF1} \times \text{LF}) / (\text{CF}) \\
 &= (256 \text{ bhp} \times 2,500 \text{ hr/yr} \times 1.255 \text{ g-NOx/bhp-hr} \times 0.65) / 453.6 \\
 &= 1,151 \text{ lb-NOx/year}
 \end{aligned}$$

$$\begin{aligned}
 \text{Potential NOx} &= (\text{BHP} \times \text{HR} \times \text{EF2} \times \text{LF}) / (\text{CF}) \\
 &= (256 \text{ bhp} \times 2,500 \text{ hr/yr} \times 0.132 \text{ g-NOx/bhp-hr} \times 0.65) / 453.6 \\
 &= 121 \text{ lb-NOx/year}
 \end{aligned}$$

Potential Emissions Reduction = Current NO_x – Potential NO_x
 Potential Emissions Reduction = (1,151-121 lb) x (1 ton / 2,000 lb)
Potential Emissions Reduction = 0.52 tons/year

Cost Effectiveness: The cost effectiveness is the added cost, in dollars per year, of the control technology, divided by the emissions reductions achieved, in tons per year. Based on the calculations above, the cost effectiveness of replacing current AO rich-burn engines is as follows:

- New rich-burn engine with a 3-way catalyst to meet 11 ppmv: \$59,173/ton of NO_x reduced

As demonstrated in the analysis and summary above, it is not cost effective to replace existing spark-ignited engines with new rich-burn engines with 3-way catalysts meeting 11 ppmv.

AO Rich-Burn Engine Replacement with 3-Way Catalyst Meeting 25 ppmv

In order to meet 25 ppmv, an agricultural operator can install a new rich-burn engine with a slightly smaller catalyst compared to the catalyst needed to meet an 11 ppmv emission level.

Table C-13 Annual Cost for Installing a New AO Rich-Burn Engine with a 3-way Catalyst

Item	Assumptions/Methodology	Cost
Average Engine Power Rating	256 bhp	n/a
Annual Operation	2,500 hr	n/a
Total Capital Costs		
New Engine Cost	Includes: engine with 3-way catalyst, freight, installation, and tax	\$95,000
Annualized Engine Capital Costs (10 years, 10%)	0.163 x New Engine Cost	\$15,485
Annual Operating and Maintenance Costs (SCR)		
Annual Added Fuel Cost (due to drop in fuel efficiency with catalyst)	Fuel usage = 1,859.7 scf/hr Fuel cost (per 1,000 scf) = \$7.36 Fuel cost (per hour) = (1,859.7 x \$7.36) / 1,000 Fuel cost (per year) = hourly cost x 2,500 hr Assume 2.5% drop in fuel efficiency Added Fuel cost = Annual fuel cost x 2.5%	\$855
Annual Catalyst Cost	Life of catalyst = 5 years Cost per catalyst = \$4,000 Catalyst costs for 10 years = \$4,000 x 2 Annualized Catalyst Cost = \$8,000 x 0.163	\$1,304
Annual Maintenance Cost	Maintenance = \$0.02 per bhp per hour of operation Annual Maintenance Cost = \$0.02 x 256 bhp x 2,500 hr	\$12,800

Item	Assumptions/Methodology	Cost
Annual Operating & Maintenance (O&M) Costs	Annual O&M = Annual Added Fuel Cost + Annual Catalyst Cost + Annual Maintenance Cost	\$14,959
Annual Cost for New RB Engine with 3-way	Annualized Engine Capital Cost + Annual O&M Cost	\$30,444

*The values within the above table are rounded.

The emissions reductions are calculated below:

BHP	=	256 bhp
HR	=	2,500 hours/year
EF1	=	1.255 g-NOx/bhp-hr (equivalent to 90 ppmv)
EF2	=	0.30 g-NOx/bhp-hr (equivalent to 25 ppmv)
LF	=	0.65
CF	=	453.6 grams/pound

$$\begin{aligned} \text{Current NOx} &= (\text{BHP} \times \text{HR} \times \text{EF1} \times \text{LF}) / (\text{CF}) \\ &= (256 \text{ bhp} \times 2,500 \text{ hr/yr} \times 1.255 \text{ g-NOx/bhp-hr} \times 0.65) / 453.6 \\ &= 1,151 \text{ lb-NOx/year} \end{aligned}$$

$$\begin{aligned} \text{Potential NOx} &= (\text{BHP} \times \text{HR} \times \text{EF2} \times \text{LF}) / (\text{CF}) \\ &= (256 \text{ bhp} \times 2,500 \text{ hr/yr} \times 0.30 \text{ g-NOx/bhp-hr} \times 0.65) / 453.6 \\ &= 275 \text{ lb-NOx/year} \end{aligned}$$

$$\begin{aligned} \text{Potential Emissions Reduction} &= \text{Current NOx} - \text{Potential NOx} \\ \text{Potential Emissions Reduction} &= (1,151 - 275 \text{ lb}) \times (1 \text{ ton} / 2,000 \text{ lb}) \\ \text{Potential Emissions Reduction} &= \mathbf{0.44 \text{ tons/year}} \end{aligned}$$

Cost Effectiveness: The cost effectiveness is the added cost, in dollars per year, of the control technology, divided by the emissions reductions achieved, in tons per year. Based on the calculations above, the cost effectiveness of replacing current AO rich-burn engines is as follows:

- New rich-burn engine with a 3-way catalyst to meet 25 ppmv: \$69,191/ton of NOx reduced

As demonstrated in the analysis and summary above, it is not cost effective to replace existing spark-ignited engines with new rich-burn engines with 3-way catalysts meeting 25 ppmv.

Since new rich-burn engines equipped with 3-way catalysts are now all currently designed and sold to meet NOx emissions levels of 25 ppmv, there is not a more cost-effective option available to meet an intermediate emissions level of 65 ppmv through the purchase of new rich-burn engines.

C.56.7 Potential Emission Reduction Opportunities

As discussed above, there are no additional emission reduction opportunities at this time for Rule 4702.

C.56.8 Evaluation Findings

Rule 4702 currently has in place the most stringent measures feasible to implement in the Valley and therefore meets or exceeds federal RACT requirements for this source category. As the District continues to develop future attainment plans to address increasingly stringent federal air quality standards, this source category will be re-evaluated for additional potential opportunities to reduce emissions.

C.57 RULE 4703 STATIONARY GAS TURBINES

C.57.1 Emissions Inventory (Summer Average – Tons per day)

	2012	2015	2018	2021	2024	2027	2029	2030	2031
NOx	3.17	2.84	2.98	2.89	2.94	2.99	3.03	3.04	3.06
VOC	0.71	0.69	0.72	0.73	0.74	0.76	0.77	0.78	0.78

C.57.2 District Rule 4703 Description

The provisions of this rule are applicable to all stationary gas turbine systems, which are subject to District permitting requirements, and with electrical generation ratings equal to or greater than 0.3 megawatt (MW) or a maximum heat input rating of more than 3 million British Thermal Units per hour (MMBtu/hr), and that are used for the generation of electrical power. The purpose of this rule is to limit NOx emissions from these stationary gas turbines.

Rule 4703 was adopted on August 18, 1994. Since its adoption, the rule has been amended six times. The latest rule amendment in September 2007 strengthened the rule by establishing more stringent NOx limits for existing stationary gas turbines. EPA finalized approval for Rule 4703 on October 21, 2009 and deemed this rule as being at least as stringent as established RACT requirements. NOx emissions have been controlled by over 86% for this source category.

The requirements of Rule 4703 affect owners and operators of stationary gas turbine systems used to pump, compress, generate electricity, or perform other tasks. The four major industry groups are oil and gas production, utilities, manufacturing, and government.

In complying with the rule, all affected entities are required to control NOx and CO emissions by installing approved emissions control devices. Early in the rule development process, the District identified five different emissions control technologies that could be used to achieve proposed limits for stationary gas turbines. Of the five options, four mainly control NOx emissions, while the other one controls CO emissions. The four NOx control technologies are:

- Dilutant (water or steam) injection systems,
- Dry, low-NOx,
- Selective catalytic reduction, and
- SCONox

Costs associated with different compliance options vary a great deal depending on technologies and available products. Depending on the size of the existing turbine systems, engine model and make, type of existing emissions control equipment, and many other factors, owners and operators of stationary gas turbine systems face different compliance costs. The impacts of Rule 4703 have been concentrated in the oil

and gas production sector and utilities sector of the Valley, as they own and operate the vast majority of stationary gas turbines subject to the rule.

C.57.3 How does District Rule 4703 compare with federal rules and regulations?

C.57.3.1 EPA – Control Technique Guidelines (CTG)

EPA CTG requirements are not applicable to this source category.

C.57.3.2 EPA – Alternative Control Technology (ACT)

C.57.3.2.1 EPA-435/R-93-007 (Alternative Control Techniques Document—NOx Emissions from Stationary Gas Turbines)

The requirements of Rule 4703 are as stringent as or more stringent than the requirements in the ACT.

C.57.3.3 Standards of Performance for New Stationary Sources (NSPS)

C.57.3.3.1 40 CFR 60 Subpart GG (Standards of Performance for Stationary Gas Turbines)

The requirements of Rule 4703 are as stringent as or more stringent than the requirements in the NSPS.

C.57.3.3.2 40 CFR 60 Subpart KKKK (Standards of Performance for Stationary Combustion Turbines)

The requirements of Rule 4703 are as stringent as or more stringent than the requirements in the NSPS.

C.57.3.4 National Emission Standards for Hazardous Air Pollutants (NESHAPs) and Maximum Achievable Control Technologies (MACTs)

C.57.3.4.1 40 CFR 63 Subpart YYYY (NESHAP for Stationary Combustion Turbines)

The requirements of Rule 4703 are as stringent as or more stringent than the requirements in the NESHAP.

C.57.4 How does District Rule 4703 compare with California State regulations?

There are no state regulations applicable to this source category.

C.57.5 How does District Rule 4703 compare to regulations from other air districts?

C.57.5.1 Bay Area AQMD

C.57.5.1.1 Regulation 9 Rule 9 (Nitrogen Oxides from Stationary Gas Turbines)

The requirements in Rule 4703 are as stringent as or more stringent than those in Rule 9-9.

C.57.5.2 Sacramento Metro AQMD

C.57.5.2.1 Rule 413 (Stationary Gas Turbines)

The requirements in Rule 4703 are as stringent as or more stringent than those in Rule 413.

C.57.5.3 South Coast AQMD

C.57.5.3.1 Rule 1134 (Emissions of Oxides of Nitrogen from Stationary Gas Turbines)

The requirements in Rule 4703 are as stringent as or more stringent than those in Rule 1134.

C.57.5.4 Ventura County APCD

C.57.5.4.1 Rule 74.23 (Stationary Gas Turbines)

The requirements in Rule 4703 are as stringent as or more stringent than those in Rule 74.23.

C.57.6 Potential Emission Reduction Opportunities

In its *2015 PM_{2.5} Plan* the District evaluated this source category to determine if there are any feasible emission reduction opportunities. The District found that Rule 4703 currently has in place the most stringent measures feasible to implement in the Valley.⁹³ The District re-evaluated the aforementioned options and has determined that no additional feasible opportunities have been developed in the last 12 months since the adoption of the *2015 PM_{2.5} Plan*. Therefore, there are no additional emission reduction opportunities at this time.

C.57.7 Evaluation Findings

Rule 4703 currently has in place the most stringent measures feasible to implement in the Valley and therefore meets or exceeds federal RACT requirements for this source category.

⁹³ SJVUAPCD. *2015 Plan for the 1997 PM_{2.5} Standard*. Appendix C Best Available Control Measures and Most Stringent Measures (2015, April 16). Retrieved from http://www.valleyair.org/Air_Quality_Plans/PM25Plans2015.htm

C.58 RULE 4902 RESIDENTIAL WATER HEATERS

C.58.1 Emissions Inventory (Summer Average – Tons per day)

	2012	2015	2018	2021	2024	2027	2029	2030	2031
NOx	1.48	1.44	1.39	1.34	1.28	1.29	1.31	1.32	1.32
VOC	0.10	0.10	0.11	0.11	0.11	0.11	0.11	0.12	0.12

C.58.2 District Rule 4902 Description

Adopted July 17, 1993, Rule 4902 is a point-of-sale rule that limits NOx emissions from natural gas-fired residential water heaters with heat input rates less than or equal to 75,000 Btu/hr. The original rule enforced a NOx emissions limit of 40 nanograms of NOx per Joule of heat output (ng/J). Amendments in March 2009 strengthened the rule by enforcing a limit of 10 ng/J for new or replacement water heaters and a limit of 14 ng/J for instantaneous water heaters. NOx emissions have been controlled by approximately 88% for this source category. EPA finalized approval for Rule 4902 on May 5, 2010.⁹⁴

As a point-of-sale rule, Rule 4902 affects water heater manufacturers, plumbing wholesalers, retail home supply stores, plumbers and contractors, and homeowners. This source category encompasses several types of water heaters, including conventional storage water heaters, demand water heaters, heat pump water heaters, solar water heaters, and tankless coil and indirect water heaters. Water heater options also vary by fuel type which includes electricity, fuel oil, geothermal energy, natural gas, propane, and solar energy.

Conventional storage water heaters are the most common. They have an insulated tank sized from 20 to 80 gallons and natural gas fired units have a gas burner under the tank regulated by a thermostat. Demand water heaters, also known as instantaneous water heaters, heat water as it is required and do not use a storage tank. As soon as there is a demand for hot water, a gas burner heats cold water as it travels through a pipe in the unit. Natural gas-fired units generally provide hot water at a rate upwards of 5 gallons per minute.

A tankless coil water heater heats water flowing through a heat exchanger installed in a furnace or boiler. Similar to the tankless coil water heater an indirect water heater uses a furnace or boiler. Fluid heated by the furnace or boiler is circulated through a heat exchanger in a storage tank.

⁹⁴ EPA. *Revisions to the California State Implementation Plan, San Joaquin Valley Unified Air Pollution Control District*; Final Rule. 75 Fed. Reg. 86, pp. 24408 – 24409. (2010, May 5), (to be codified at 40 CFR 52) retrieved from: <http://www.gpo.gov/fdsys/pkg/FR-2010-05-05/pdf/2010-10404.pdf>

Manufacturers have focused on combustion modification to meet the lower NO_x limit as required in other California air districts. Combustion modification systems are designed to reduce thermal NO_x formation by changing the flame characteristics to reduce peak flame temperature. Combustion modification for residential water heaters is achieved by different burner designs such as low NO_x and ultra-low NO_x burners. Some of the design principles used in low NO_x and ultra-low NO_x burners include staged air burners, staged fuel burners, pre-mix burners, internal recirculation, and radiant burners.

C.58.3 How does District Rule 4902 compare with federal rules and regulations?

C.58.3.1 EPA – Control Technique Guidelines (CTG)

EPA CTG requirements are not applicable to this source category.

C.58.3.2 EPA – Alternative Control Technology (ACT)

EPA ACT requirements are not applicable to this source category.

C.58.3.3 Standards of Performance for New Stationary Sources (NSPS)

EPA NSPS requirements are not applicable to this source category.

C.58.3.4 National Emission Standards for Hazardous Air Pollutants (NESHAPs) and Maximum Achievable Control Technologies (MACTs)

EPA NESHAP and MACT requirements are not applicable to this source category.

C.58.4 How does District Rule 4902 compare with California State regulations?

There are no state regulations applicable to this source category.

C.58.5 How does District Rule 4902 compare to regulations from other air districts?

C.58.5.1 Bay Area AQMD

C.58.5.1.1 Regulation 9 Rule 6 (Nitrogen Oxides Emissions from Natural Gas-Fired Boilers and Water Heaters)

The requirements in Rule 4902 are as stringent as or more stringent than those in Rule 9-6.

C.58.5.2 Sacramento Metro AQMD

C.58.5.2.1 Rule 414 (Water Heaters, Boilers and Process Heaters Rated Less than 1,000,000 BTU per Hour)

The requirements in Rule 4902 are as stringent as or more stringent than those in Rule 414.

C.58.5.3 South Coast AQMD

C.58.5.3.1 Rule 1121 (Control of Nitrogen Oxides from Residential Type, Natural Gas-Fired Water Heaters)

The requirements in Rule 4902 are as stringent as or more stringent than those in Rule 1121.

C.58.5.4 Ventura County APCD

C.58.5.4.1 Rule 74.11 (Natural Gas-Fired Water Heaters)

The requirements in Rule 4902 are as stringent as or more stringent than those in Rule 74.11.

C.58.6 Potential Emission Reduction Opportunities

In its *2015 PM_{2.5} Plan* the District evaluated this source category to determine if there are any feasible emission reduction opportunities. The District found that Rule 4902 currently has in place the most stringent measures feasible to implement in the Valley.⁹⁵ The District re-evaluated the aforementioned options and has determined that no additional feasible opportunities have been developed in the last 12 months since the adoption of the *2015 PM_{2.5} Plan*. Therefore, there are no additional emission reduction opportunities at this time.

C.58.7 Evaluation Findings

According to the federal CAA §182(b)(2) and (f) this source category is not subject to federal RACT requirements because this source category has no sources subject to EPA CTGs and these sources are not “major sources” of VOCs and NO_x, as confirmed by EPA in the Technical Support Document (TSD) for the partial approval of the Districts 2009 RACT SIP.⁹⁶ However, pursuant to the District’s No Stone Left Unturned philosophy, Rule 4902 was evaluated as a part of this plan development effort.

⁹⁵ SJVUAPCD. *2015 Plan for the 1997 PM_{2.5} Standard*. Appendix C Best Available Control Measures and Most Stringent Measures (2015, April 16). Retrieved from http://www.valleyair.org/Air_Quality_Plans/PM25Plans2015.htm

⁹⁶ U.S. EPA. Region IX Air Division. Technical Support Document for EPA’s Notice of Proposed Rulemaking for the California State Implementation Plan. Prepared by Stanley Tong. (2011, August 29). <https://www.regulations.gov/#!documentDetail;D=EPA-R09-OAR-2011-0723-0006>

Rule 4902 currently has in place the most stringent measures feasible to implement in the Valley and therefore would meet or exceed federal RACT requirements for this source category were they applicable. As the District continues to develop future attainment plans to address increasingly stringent federal air quality standards, this source category will be re-evaluated for additional potential opportunities to reduce emissions.

C.59 RULE 4905 NATURAL GAS-FIRED, FAN-TYPE CENTRAL FURNACES

C.59.1 Emissions Inventory (Summer Average – Tons per day)

	2012	2015	2018	2021	2024	2027	2029	2030	2031
NOx	2.62	2.68	2.78	2.87	2.93	2.95	2.99	3.01	3.03
VOC	0.21	0.21	0.21	0.22	0.23	0.23	0.23	0.23	0.24

C.59.2 District Rule 4905 Description

Rule 4905 is a point-of-sale rule applicable to any person who sells, offers for sale, installs or solicits the installation of natural-gas-fired, fan-type central furnaces, for use within the Valley with a rated heat input capacity of less than 175,000 Btu/hour, and for combination heating and cooling units with a rated cooling capacity of less than 65,000 Btu/hour. Affected parties include furnace manufacturers, residential heating wholesalers, supply stores, contractors and end-users. The point-of-sale approach has allowed the District to achieve NOx reductions without placing an undue financial burden on the residents, operators and businesses that sell these units in the Valley.

Rule 4905 was adopted on October 20, 2005 to establish NOx limits for residential central furnaces supplied, sold, or installed in the Valley. EPA finalized approval for Rule 4905 on May 30, 2007.⁹⁷ The District's Governing Board adopted amendments to Rule 4905 on January 22, 2015 making it the most stringent rule in the nation for this source category. The following is a summary of the amendments:

- Lower the NOx emission limit for residential units from 40 ng/J (0.093 lb/MMBtu) to 14 ng/J
- Expand the rule applicability to include non-residential units with a NOx emission limit of 14 ng/J and units installed in manufactured homes with a NOx limit of 40 ng/J, to be lowered to 14 ng/J in 2018
- Additional labeling requirements

Rule 4905 applies to furnaces fueled by natural gas that use forced air distribution, the most common type of heating system for residential and commercial buildings. Central furnaces are controlled by a thermostat, which sends signals to turn the device on or off when the building temperature does not match a chosen set point. A valve then opens to send natural gas to the burners, which combust the gas directly into the heat exchangers. A blower pulls air from outside the building through a filter, across the heat exchanger, and through a series of ducts and vents to different areas of the building. Exhaust from the combustion exits the building through a separate duct. Condensing units use an additional heat exchanger to extract the latent heat in the flue (exhaust)

⁹⁷ EPA. *Revisions to the California State Implementation Plan, San Joaquin Valley Unified Air Pollution Control District*, Direct Final Rule. 72 Fed. Reg. 103, pp. 29886 – 29889. (2007, May 30). (to be codified at 40 CFR Part 52), Retrieved from <http://www.gpo.gov/fdsys/pkg/FR-2007-05-30/pdf/E7-10236.pdf>

gas by cooling the combustion gasses to near ambient temperature and thereby increase the heating efficiency by up to 10%. The water vapor in the flue gas is condensed, collected, and drained.

Applicable units are used in approximately 71% of Valley residences and are not labeled for retail as “residential” or “commercial” furnaces. Units used in commercial buildings, which are subject to the requirements of Rule 4905 as of the January 2015 amendments, are essentially the same as residential units with the exception of possible differences in usage patterns and indoor/outdoor location. Research for the analyses in the January 2015 amendments estimated 1,252,190 residential and commercial units will be operating in the Valley in 2017. Replacement will occur gradually as these units reach the end of the 20-year useful life.

Units installed in manufactured homes utilize the same types of materials and operating principles as commercial and residential units; however, significant differences exist. Furnaces installed in manufactured homes use sealed combustion, meaning all of the combustion air is taken from outside the building. These units also pre-heat the air, typically to 50-60°F, using a concentric vent where the combustion air is drawn in through the outer ring, while exhaust gases are vented through the inside core of the vent pipe. The air is pre-heated because the cold outside air does not mix well with the fuel, while pre-heated air blends well and allows for quieter ignition and combustion. Furnaces installed in manufactured homes also have to comply with strict space restrictions.⁹⁸

C.59.3 How does District Rule 4905 compare with federal rules and regulations?

C.59.3.1 EPA – Control Technique Guidelines (CTG)

EPA CTG requirements are not applicable to this source category.

C.59.3.2 EPA – Alternative Control Technology (ACT)

EPA ACT requirements are not applicable to this source category.

C.59.3.3 Standards of Performance for New Stationary Sources (NSPS)

EPA NSPS requirements are not applicable to this source category.

C.59.3.4 National Emission Standards for Hazardous Air Pollutants (NESHAPs) and Maximum Achievable Control Technologies (MACTs)

EPA NESHAP and MACT requirements are not applicable to this source category.

⁹⁸ U.S. Department of Energy. (2014, July 7). *Energy Conservation Program for Consumer Products: Energy Conservation Standards for Residential Furnace Fans*. Retrieved 9/23/14 from <https://www.federalregister.gov/articles/2014/07/03/2014-15387/energy-conservation-program-for-consumer-products-energy-conservation-standards-for-residential>.

C.59.4 How does District Rule 4905 compare with California State regulations?

There are no state regulations applicable to this source category.

C.59.5 How does District Rule 4905 compare to regulations from other air districts?**C.59.5.1 Bay Area AQMD****C.59.5.1.1 Regulation 9 Rule 4 (Nitrogen Oxides from Fan Type Residential Central Furnaces)**

The requirements in Rule 4905 are as stringent as or more stringent than those in Rule 9-4.

C.59.5.2 Sacramento Metro AQMD**C.59.5.2.1 Rule 414 (Water Heaters, Boilers and Process Heaters Rated Less than 1,000,000 BTU per Hour)**

The requirements in Rule 4905 are as stringent as or more stringent than those in Rule 414.

C.59.5.3 South Coast AQMD**C.59.5.3.1 Rule 1111 (Reduction of NO_x Emissions from Natural Gas-Fired, Fan-Type Central Furnaces)**

The requirements in Rule 4905 are as stringent as or more stringent than those in Rule 1111.

C.59.5.4 Ventura County APCD**C.59.5.4.1 Rule 74.22 (Natural Gas-Fired, Fan-Type Central Furnaces)**

The requirements in Rule 4905 are as stringent as or more stringent than those in Rule 74.22.

C.59.6 Potential Emission Reduction Opportunities

No additional emissions reductions opportunities have been identified at this time.

C.59.7 Evaluation Findings

Pursuant to federal Clean Air Act §182(b)(2) and (f), this source category is not subject to federal RACT requirements, because this source category has no sources subject to EPA CTGs and these sources are not “major sources” of VOCs and NO_x. However, Rule 4905 currently has in place the most stringent measures feasible to implement in the Valley and therefore would meet or exceed federal RACT requirements for this

source category were they applicable. As the District continues to develop future attainment plans to address increasingly stringent federal air quality standards, this source category will be re-evaluated for additional potential opportunities to reduce emissions.

C.60 EMISSION INVENTORY CODES

The following are the emission inventory codes used for the allocation of emissions as presented in this attainment plan.

Table 14 Emission Inventory Codes

Control Measure	Emission Inventory Codes
Rule 4103 (Open Burning)	670-660-0262-9842; 670-660-0262-9862; 670-660-0262-9874; 670-660-0262-9884; 670-660-0262-9888; 670-660-0262-9892; 670-662-0262-9878; 670-668-0200-9858; 670-668-0200-9872; 670-668-0200-9886; 670-995-0240-9848
Rule 4106 (Prescribed Burns)	670-666-0200-0000; 670-670-0200-0000
Rule 4301 (Fuel Burning Equipment)	None
Rule 4302 (Incinerator Burning)	130-130-0110-0000; 130-130-0130-0000; 130-130-0240-0000; 130-130-0324-0000; 130-130-0266-0000
Rule 4307 (Boilers, Steam Generators and Process Heaters 2 – 5 MMBtu/hr)	010-005-0110-0000; 010-005-0124-0000; 010-005-0130-0000; 010-005-0300-0000; 010-005-1220-0000; 020-005-0110-0000; 030-005-0110-0000; 030-005-0124-0000; 030-005-0130-0000; 030-005-1220-0000; 030-005-1530-0000; 030-010-0110-0000; 030-010-0130-0000; 030-010-1220-0000; 030-010-1600-0000; 030-015-0110-0000; 030-015-0130-0000; 040-005-0110-0000; 040-005-1530-0000; 040-010-0100-0000; 040-010-0110-0000; 040-010-0120-0000; 040-010-0130-0000; 040-010-1000-0000; 050-005-0110-0000; 050-005-0122-0000; 050-005-0124-0000; 050-005-0130-0000; 050-005-0320-0000; 050-005-1100-0000; 050-005-1220-0000; 050-005-1510-0000; 050-005-1520-0000; 050-005-3220-0000; 050-010-0110-0000; 050-010-0120-0000; 050-010-0320-0000; 050-010-1220-0000; 050-010-1500-0000; 052-005-0110-0000; 052-005-0124-0000; 052-005-1220-0000; 052-010-0110-0000; 052-010-0120-0000; 052-010-1224-0000; 060-005-0110-0000; 060-005-0122-0000; 060-005-0124-0000; 060-005-0130-0000; 060-005-0142-0000; 060-005-0144-0000; 060-005-0320-0000; 060-005-1220-0000; 060-005-1510-0000; 060-005-1520-0000; 060-010-0100-0000; 060-010-0110-0000; 060-010-0120-0000; 060-010-0142-0000 The EICs are the same for Rules 4306/4320, 4307, and 4308; the three rules share a combined emission inventory. Baseline emissions from the 2008 and 2009 rule amendments of these rules were used to determine the percentage of emissions for each rule. Those respective percentages are applied to the combined inventory to get the individual emission inventories.

Control Measure	Emission Inventory Codes
Rule 4308 (Boilers, Steam Generators and Process Heaters 0.075 to less than 2.0 MMBtu/hr)	The EICs are the same for Rules 4306/4320, 4307, and 4308; the three rules share a combined emission inventory. Baseline emissions from the 2008 and 2009 rule amendments of these rules were used to determine the percentage of emissions for each rule. Those respective percentages are applied to the combined inventory to get the individual emission inventories. See Rule 4307 for the EICs.
Rule 4309 (Dryers)	430-422-7078-0000; 430-424-7006-0000; 430-995-7000-0000; 499-995-0000-0000; 499-995-5630-0000
Rule 4311 (Flares)	110-132-0130-0000; 110-132-0146-0000; 120-132-0136-0000; 130-132-0110-0000; 130-132-0130-0000; 130-132-0136-0000; 310-320-0010-0000; 310-320-0110-0000; 310-320-0120-0000; 310-320-0130-0000; 310-320-0136-0000; 310-320-1600-0000; 320-320-0010-0000; 320-320-0110-0000; 320-320-0120-0000; 320-320-0130-0000
Rule 4313 (Lime Kilns)	Lime kilns are not included in the ARB emissions inventory. There are no lime kilns currently operating in the Valley.
Rule 4320 (AERO for Boilers, Steam Generators, and Process Heaters >5 MMBtu/hr)	The EICs are the same for Rules 4306/4320, 4307, and 4308; the three rules share a combined emission inventory. Baseline emissions from the 2008 and 2009 rule amendments of these rules were used to determine the percentage of emissions for each rule. Those respective percentages are applied to the combined inventory to get the individual emission inventories. See Rule 4307 for the EICs.
Rule 4352 (Solid Fuel Fired Boilers, Steam Generators, and Process Heaters)	010-005-0214-0000; 010-005-0218-0000; 010-005-0220-0000; 010-005-0240-0000; 010-005-0243-0000; 010-005-0254-0000; 020-005-0218-0000; 020-005-0230-0000; 030-005-0214-0000; 050-005-0214-0000; 050-005-0240-0000; 050-005-0254-0000; 052-005-0240-0000; 060-005-0240-0000; 060-005-0264-0000
Rule 4354 (Glass Melting Furnaces)	460-460-7037-0000; 460-460-7038-0000; 460-460-7039-0000
Rule 4401 (Steam-Enhanced Crude Oil Production Wells)	310-342-1600-0000; 310-344-1600-0000; 310-346-1600-0000; 310-348-1600-0000
Rule 4402 (Crude Oil Production Sumps)	310-300-1600-0000
Rule 4404 (Heavy Oil Test Station - Kern County)	310-350-1600-0000
Rule 4407 (In-Situ Combustion Well Vents)	The emissions from this source category are accounted for in Rule 4401.
Rule 4408 (Glycol Dehydration Systems)	The emissions from this source category are accounted for in Rule 4409.
Rule 4409 (Components at Light Crude Oil Production Facilities, Natural Gas Production Facilities, and Natural Gas Processing Facilities)	310-302-0110-0000; 310-302-1600-0000; 310-304-1600-0000; 310-306-1600-0000; 310-308-1600-0000; 310-308-0110-0000; 310-310-0110-0000; 310-310-1600-0000; 310-316-1600-0000; 310-352-0100-0000; 310-356-0110-0000

Control Measure	Emission Inventory Codes
Rule 4453 (Refinery Vacuum Producing Devices or Systems)	The emissions from this source category are accounted for in Rule 4409.
Rule 4454 (Refinery Process Unit Turnaround)	The emissions from this source category are accounted for in Rule 4409.
Rule 4455 (Components at Petroleum Refineries, Gas Liquids Processing Facilities, and Chemical Plants)	320-302-0010-0000; 320-304-0010-0000; 320-306-0010-0000; 320-316-0010-0000
Rule 4565 (Biosolids, Animal Manure, and Poultry Litter Operations)	199-170-0240-0000; 199-170-0260-0000; 199-190-0010-0000; 199-190-0110-0000; 199-190-0300-0000; 199-995-0000-0000; 199-995-0130-0000; 199-995-0240-0000; 199-995-0260-0000; 199-995-0300-0000; 199-995-0324-0000 The EICs are the same for Rules 4565 and 4566; the two rules share a combined emission inventory.
Rule 4566 (Organic Material Composting Operations)	The EICs are the same for Rules 4565 and 4566; the two rules share a combined emission inventory.
Rule 4570 (Confined Animal Facilities)	620-618-0262-0101; 620-618-0262-0102; 620-618-0262-0103; 620-618-0262-0104; 620-618-0262-0105; 620-618-0262-0106; 620-618-0262-0107; 620-618-0262-0108; 620-618-0262-0109; 620-618-0262-0110; 620-618-0263-0000
Rule 4601 (Architectural Coatings)	520-520-91XX-0000; 520-520-92XX-0000
Rule 4602 (Motor Vehicle Assembly Coatings)	The emissions from this source category are accounted for in Rule 4612.
Rule 4603 (Surface Coating of Metal Parts and Products, Plastic Parts and Products, and Pleasure Crafts)	230-226-9000-0000; 230-226-9100-0000; 230-226-9200-0000; 230-230-9020-0000; 230-230-9050-0000; 230-230-9052-0000; 230-230-9054-0000; 230-230-9100-0000; 230-230-9200-0000
Rule 4604 (Can and Coil Coating Operations)	230-228-9000-0000; 230-228-9020-0000; 230-228-9052-0000; 230-228-9057-0000; 230-228-9100-0000; 230-228-9200-0000
Rule 4605 (Aerospace Assembly and Component Coating Operations)	230-238-9000-0000, 230-238-9020-0000; 230-238-9100-0000, 230-238-9200-0000
Rule 4606 (Wood Products and Flat Wood Paneling Products Coating Operations)	230-232-9000-0000; 230-232-9020-0000; 230-232-9040-0000; 230-232-9052-0000; 230-232-9054-0000; 230-232-9100-0000; 230-232-9200-0000
Rule 4607 (Graphic Arts and Paper, Film, Foil, and Fabric Coatings)	230-222-9000-0000, 230-222-9100-0000, 230-224-9200-0000; 240-240-3202-0000; 240-240-3314-0000; 240-240-8302-0000; 240-260-8400-0000; 240-262-8400-0000; 240-264-8400-0000; 240-266-8350-0000; 240-266-8400-0000; 240-268-8400-0000; 240-995-8000-0000; 240-995-8400-0000
Rule 4610 (Glass Coating Operations)	The emissions from this source category are accounted for in Rule 4354.
Rule 4612 (Motor Vehicle and Mobile Equipment Coating Operations)	230-218-9000-0000; 230-218-9010-0000; 230-218-9020-0000; 230-218-9050-0000; 230-218-9054-0000; 230-218-9100-0000; 230-218-9200-0000

Control Measure	Emission Inventory Codes
Rule 4621 (Gasoline Transfer into Stationary Storage Containers, Delivery Vessels, and Bulk Plants)	330-395-1100-0000; 330-374-1100-0000; 330-330-1110-0000; 330-397-1100-0000; 330-390-1100-0000; 330-390-1400-0000; 330-396-1100-0000; 330-330-1000-0000; 330-376-1100-0000; 330-382-1100-0000; 330-384-1100-0000; 330-384-1110-0000; 330-382-1110-0000; 330-382-1120-0000; 330-384-1120-0000; 330-390-0010-0000
Rule 4622 (Gasoline Transfer into Motor Vehicle Fuel Tanks)	330-378-1100-0000; 330-380-1100-0000
Rule 4623 (Storage of Organic Liquids)	310-326-1600-0000; 310-328-1600-0000; 310-995-1600-0000; 320-326-1000-0000; 320-326-1214-0000; 320-326-1410-0000; 320-326-1610-0000; 320-328-1000-0000; 320-328-1110-0000; 320-328-1214-0000; 320-328-1410-0000; 320-328-1610-0000; 330-326-1110-0000; 330-326-1420-0000; 330-328-1000-0000; 330-328-1110-0000; 330-328-1600-0000; 330-328-1610-0000; 430-328-7006-0000
Rule 4624 (Transfer of Organic Liquid)	330-302-0010-0000; 330-995-0110-0000; 330-304-0010-0000; 330-995-0010-0000; 330-316-0010-0000; 330-318-0110-0000
Rule 4625 (Wastewater Separators)	320-340-0010-0000
Rule 4641 (Cutback, Slow Cure, and Emulsified Asphalt, Paving and Maintenance Operations)	540-560-0400-0000; 540-562-0400-0000; 540-564-0400-0000; 540-566-0400-0000
Rule 4642 (Solid Waste Disposal Sites)	120-120-0240-0000; 120-122-0242-0000
Rule 4651 (Soil Decontamination Operations)	140-995-0010-0000; 140-995-0110-0000; 140-995-0120-0000; 140-995-0240-0000; 330-995-0010-0000
Rule 4652 (Coatings and Ink Manufacturing)	410-995-8400-0000; 410-407-9000-0000
Rule 4653 (Adhesives and Sealants)	250-292-8200-0000; 250-292-8202-0000; 250-292-8250-0000
Rule 4661 (Organic Solvents)	The emissions from this source category are accounted for in Rules 4662 and 4663.
Rule 4662 (Organic Solvent Degreasing Operations)	220-204-0500-0000; 220-204-3008-0000; 220-204-3022-0000; 220-204-3083-0000; 220-204-3176-0000; 220-204-3204-0000; 220-204-3246-0000; 220-204-3333-0000; 220-204-3339-0000; 220-204-3344-0000; 220-204-8104-0000; 220-204-8106-0000; 220-206-3083-0000; 220-206-3107-0000; 220-206-3246-0000; 220-206-3300-0000; 220-206-3301-0000; 220-206-3328-0000; 220-206-3344-0000; 220-206-3346-0000; 220-206-8106-0000
Rule 4663 (Organic Solvent Cleaning, Storage, and Disposal)	220-208-0500-0000; 220-208-3022-0000; 220-208-3083-0000; 220-208-3176-0000; 220-208-3204-0000; 220-208-3246-0000; 220-208-3333-0000; 220-208-3339-0000; 220-208-3344-0000; 220-208-3346-0000; 220-208-8104-0000; 220-208-8106-0000; 230-216-8350-0000; 230-240-0500-0000; 230-240-3008-0000; 230-240-3060-0000; 230-240-3202-0000; 230-240-3232-0000; 230-240-3252-0000; 230-240-3372-0000; 230-240-8300-0000; 230-240-8302-0000; 230-240-8350

Control Measure	Emission Inventory Codes
Rule 4672 (Petroleum Solvent Dry Cleaning Operations)	210-200-3300-00000; 210-200-8102-0000; 210-200-8150-0000
Rule 4681 (Rubber Tire Manufacturing)	410-402-0248-0000
Rule 4682 (Polystyrene, Polyethylene, and Polypropylene Products Manufacturing)	410-404-5034-0000; 410-404-5036-0000; 410-404-5038-0000; 410-404-5044-0000; 410-404-5046-0000
Rule 4684 (Polyester Resin Operations)	410-403-5018-0000; 410-404-5016-0000; 410-404-5028-0000; 410-404-5030-0000
Rule 4691 (Vegetable Oil Processing Operations)	420-420-6030-0000
Rule 4692 (Commercial Charbroiling)	690-680-6000-0000
4693 (Bakery Ovens)	420-412-6012-0000; 420-412-6037-0000
Rule 4694 (Wine Fermentation and Storage Tanks)	420-408-6090-0000
Rule 4695 (Brandy Aging and Wine Aging Operations)	420-410-6090-0000
Rule 4702 (Internal Combustion Engines)	010-040-0110-0000; 010-040-1200-0000; 020-040-0110-0000; 020-040-1200-0000; 030-040-0110-0000; 030-040-0124-0000; 030-040-1200-0000; 030-040-1210-0000; 040-040-0110-0000; 050-040-0012-0000; 050-040-0110-0000; 050-040-0124-0000; 050-040-1200-0000; 052-040-0110-0000; 052-040-1200-0000; 052-042-0110-0000; 052-042-1200-0000; 052-042-1200-0010; 052-042-1200-0011; 060-040-0110-0000; 060-040-0124-0000; 060-040-0142-0000; 060-040-0146-0000; 060-040-1100-0000; 060-040-1200-0000; 060-040-1210-0000; 060-995-1220-0000; 099-040-1200-0000
Rule 4703 (Stationary Gas Turbines)	010-045-0110-0000; 010-045-1200-0000; 020-045-0110-0000; 030-045-0110-0000; 040-045-0134-0000; 050-045-1200-0000; 060-045-0110-0000; 060-045-1200-0000
Rule 4902 (Residential Water Heaters)	610-608-0110-0000
Rule 4905 (Natural Gas – Fired, Fan Type Residential Central Furnace)	610-606-0110-0000; 060-020-0110-0000

This page intentionally blank.